

# SUN DEVIL

**B A S E B A L L**



## 2014 Season

*Five-time NCAA Champions*

*102 Major Leaguers*

*51 straight 30-win seasons*





# Arizona State Sun Devil Baseball

## 2014 Schedule



DAY	DATE	OPPONENT	SITE	TIME
Friday	Feb. 14	Baylor+	Tempe, Ariz. • Winkles Field-Packard Stadium at Brock Ballpark	2:30 p.m.
Saturday	Feb. 15	Baylor	Tempe, Ariz. • Winkles Field-Packard Stadium at Brock Ballpark	1:00 p.m.
Sunday	Feb. 16	Baylor	Tempe, Ariz. • Winkles Field-Packard Stadium at Brock Ballpark	12:30 p.m.
Tuesday	Feb. 18	New Mexico	Tempe, Ariz. • Winkles Field-Packard Stadium at Brock Ballpark	6:30 p.m.
Friday	Feb. 21	Long Beach State	Long Beach, Calif. • Blair Field	6 p.m.
Saturday	Feb. 22	UC Irvine	Irvine, Calif. • Anteater Park	1 p.m.
Sunday	Feb. 23	Wright State	Long Beach, Calif. • Blair Field	1 p.m.
Thursday	Feb. 27	Santa Clara**	Surprise, Ariz. • Surprise Stadium	TBD
Friday	Feb. 28	Gonzaga**	Surprise, Ariz. • Surprise Stadium	TBD
Saturday	March 1	Oklahoma**	Surprise, Ariz. • Surprise Stadium	TBD
Sunday	March 2	Oklahoma St.**	Surprise, Ariz. • Surprise Stadium	TBD
Friday	March 7	Tennessee	Tempe, Ariz. • Winkles Field-Packard Stadium at Brock Ballpark	6:30 p.m.
Saturday	March 8	Tennessee	Tempe, Ariz. • Winkles Field-Packard Stadium at Brock Ballpark	6:30 p.m.
Sunday	March 9	Tennessee	Tempe, Ariz. • Winkles Field-Packard Stadium at Brock Ballpark	12:30 p.m.
Wednesday	March 12	New Mexico	Tempe, Ariz. • Winkles Field-Packard Stadium at Brock Ballpark	6:30 p.m.
Friday	March 14	Washington*	Tempe, Ariz. • Winkles Field-Packard Stadium at Brock Ballpark	6:30 p.m.
Saturday	March 15	Washington*	Tempe, Ariz. • Winkles Field-Packard Stadium at Brock Ballpark	6:30 p.m.
Sunday	March 16	Washington*	Tempe, Ariz. • Winkles Field-Packard Stadium at Brock Ballpark	12:30 p.m.
Tuesday	March 18	Wichita State	Tempe, Ariz. • Winkles Field-Packard Stadium at Brock Ballpark	6:30 p.m.
Wednesday	March 19	Wichita State	Tempe, Ariz. • Winkles Field-Packard Stadium at Brock Ballpark	6:30 p.m.
Friday	March 21	Oregon State*+	Corvallis, Ore. • Goss Stadium at Coleman Field	7 p.m.
Saturday	March 22	Oregon State*	Corvallis, Ore. • Goss Stadium at Coleman Field	1:35 p.m.
Sunday	March 23	Oregon State*+	Corvallis, Ore. • Goss Stadium at Coleman Field	12 p.m.
Wednesday	March 26	Arizona+	Tempe, Ariz. • Winkles Field-Packard Stadium at Brock Ballpark	3 p.m.
Friday	March 28	UCLA*	Los Angeles, Calif. • Jackie Robinson Stadium	6 p.m.
Saturday	March 29	UCLA*	Los Angeles, Calif. • Jackie Robinson Stadium	2 p.m.
Sunday	March 30	UCLA*	Los Angeles, Calif. • Jackie Robinson Stadium	1 p.m.
Friday	April 4	USC*	Tempe, Ariz. • Winkles Field-Packard Stadium at Brock Ballpark	6:30 p.m.
Saturday	April 5	USC*	Tempe, Ariz. • Winkles Field-Packard Stadium at Brock Ballpark	6:30 p.m.
Sunday	April 6	USC*	Tempe, Ariz. • Winkles Field-Packard Stadium at Brock Ballpark	12:30 p.m.
Wednesday	April 9	Arizona	Tempe, Ariz. • Winkles Field-Packard Stadium at Brock Ballpark	6:30 p.m.
Friday	April 11	Cal*	Tempe, Ariz. • Winkles Field-Packard Stadium at Brock Ballpark	6:30 p.m.
Saturday	April 12	Cal*	Tempe, Ariz. • Winkles Field-Packard Stadium at Brock Ballpark	6:30 p.m.
Sunday	April 13	Cal*	Tempe, Ariz. • Winkles Field-Packard Stadium at Brock Ballpark	12:30 p.m.
Tuesday	April 15	UNLV	Tempe, Ariz. • Winkles Field-Packard Stadium at Brock Ballpark	6:30 p.m.
Thursday	April 17	Stanford*	Palo Alto, Calif. • Sunken Diamond	6 p.m.
Friday	April 18	Stanford*	Palo Alto, Calif. • Sunken Diamond	6 p.m.
Saturday	April 19	Stanford*	Palo Alto, Calif. • Sunken Diamond	1 p.m.
Friday	April 25	Arizona*+	Tucson, Ariz. • Hi-Corbett Field	7 p.m.
Saturday	April 26	Arizona*+	Tucson, Ariz. • Hi-Corbett Field	7:30 p.m.
Sunday	April 27	Arizona*%	Tucson, Ariz. • Hi-Corbett Field	4:30 p.m.
Tuesday	April 29	New Mexico State	Tempe, Ariz. • Winkles Field-Packard Stadium at Brock Ballpark	6:30 p.m.
Friday	May 2	Oklahoma State	Stillwater, Okla. • Allie P. Reynolds Stadium	6:30 p.m.
Saturday	May 3	Oklahoma State	Stillwater, Okla. • Allie P. Reynolds Stadium	3 p.m.
Sunday	May 4	Oklahoma State	Stillwater, Okla. • Allie P. Reynolds Stadium	1 p.m.
Friday	May 9	Oregon*	Tempe, Ariz. • Winkles Field-Packard Stadium at Brock Ballpark	6:30 p.m.
Saturday	May 10	Oregon*	Tempe, Ariz. • Winkles Field-Packard Stadium at Brock Ballpark	6:30 p.m.
Sunday	May 11	Oregon*+	Tempe, Ariz. • Winkles Field-Packard Stadium at Brock Ballpark	12 p.m.
Tuesday	May 13	UNLV	Las Vegas, Nev. • Earl E. Wilson Stadium at Roger Barnson Field	6 p.m.
Friday	May 16	Utah*	Tempe, Ariz. • Winkles Field-Packard Stadium at Brock Ballpark	6:30 p.m.
Saturday	May 17	Utah*	Tempe, Ariz. • Winkles Field-Packard Stadium at Brock Ballpark	6:30 p.m.
Sunday	May 18	Utah*	Tempe, Ariz. • Winkles Field-Packard Stadium at Brock Ballpark	12:30 p.m.
Tuesday	May 20	Abilene Christian	Tempe, Ariz. • Winkles Field-Packard Stadium at Brock Ballpark	6:30 p.m.
Friday	May 23	Washington State*	Pullman, Wash. • Bailey-Brayton Field	4 p.m.
Saturday	May 24	Washington State*	Pullman, Wash. • Bailey-Brayton Field	1 p.m.
Sunday	May 25	Washington State*	Pullman, Wash. • Bailey-Brayton Field	12 p.m.

\* - Pac-12 Conference Game; + - Pac-12 Network; % - ESPNU

2014 Spring Training Classic in Surprise, Ariz.

**\*\*Please note:** All ASU games will start 50 minutes following the conclusion of the spring training game

**Teams in Surprise** - Gonzaga, Manhattan, Oklahoma, Oklahoma State, Santa Clara

**Teams in Long Beach** - Long Beach State, UC Irvine, Wright State

**\*\*All Dates and Times Are Local To Site And Subject To Change\*\***

**SUN DEVIL**  
BASEBALL





# Arizona State Sun Devil Baseball

## 2014 Roster



No.	Name	Pos.	B/T	HT	WT	Yr./Exp.	Hometown (Previous School)
1	Cory Bernard	INF/OF	R/R	5-7	179	Jr./TR	Chandler, Ariz. (Chandler Gilbert CC)
2	Cooper Esmay	INF	R/R	5-9	158	Fr./HS	Casa Grande, Ariz. (Casa Grande)
3	Tucker Esmay	INF	R/R	5-8	154	RS-Jr./2V	Casa Grande, Ariz. (Casa Grande)
6	Brian Serven	C	R/R	6-0	195	Fr./HS	Palm Desert, Calif. (Palm Desert)
7	Eder Erives	RHP	R/R	6-0	154	Fr./HS	El Paso, Texas (Montwood)
8	Seth Martinez	RHP	R/R	6-0	184	Fr./HS	Peoria, Ariz. (Sunrise Mountain)
9	Christopher Beall	OF	L/L	6-1	201	So./1V	Phoenix, Ariz. (Brophy Prep)
11	Nathaniel Causey	C	L/R	6-2	238	Jr./2V	Gilbert, Ariz. (Gilbert)
12	Emilio Torrez	INF	R/R	5-7	158	RS-Fr./RS	Phoenix, Ariz. (Brophy Prep)
13	Dalton DiNatale	INF/OF	L/R	6-4	205	So./1V	Parkland, Fla. (Ontario Christian)
14	RJ Ybarra	C	R/R	5-10	229	So./1V	Riverside, Calif. (Riverside Poly)
15	Darin Gillies	RHP	R/R	6-4	214	Jr./2V	Hollister, Calif. (San Benito)
17	Drew Stankiewicz	INF	S/R	5-10	180	Jr./2V	Gilbert, Ariz. (Gilbert)
18	Johnny Sewald	OF	R/R	6-0	160	So./1V	Las Vegas, Nev. (Bishop Gorman)
19	Colin Ashworth	RHP	R/R	6-2	165	Fr./HS	Placentia, Calif. (Whittier Christian)
20	Trever Allen	OF/RHP	R/R	5-11	196	RS-Jr./2V	Tempe, Ariz. (Corona Del Sol)
21	Jake Peevyhouse	OF	L/L	5-10	184	Jr./2V	Phoenix, Ariz. (Pinnacle)
22	Cullen O'Dwyer	OF	S/R	6-2	190	So./1V	Albuquerque, N.M. (Eldorado)
23	Jordan Aboites	SS/RHP	R/R	5-6	140	So./1V	Long Beach, Calif. (Mayfair)
24	David Graybill	OF/RHP	R/R	6-5	244	So./1V	Phoenix, Ariz. (Brophy Prep)
25	Zak Miller	RHP	R/R	6-3	202	Sr./2V	Surrey, B.C. (Elgin Park Secondary/Yavapai College)
26	Brett Lilek	LHP	L/L	6-4	194	So./1V	South Holland, Ill. (Marian Catholic)
27	Zach Cerbo	C	R/R	5-9	186	Fr./JS	Montville, N.J. (Bergen Catholic)
28	David Greer	INF	R/R	6-1	188	Fr./HS	Scottsdale, Ariz. (Desert Mountain)
29	Kyle Bilbrey	OF/INF	R/R	5-8	151	RS-Sr./1V	Bountiful, Utah (Salt Lake CC)
30	Nick Diamond	LHP	L/L	5-10	178	RS-Fr./RS	Paradise Valley, Ariz. (Chaparral)
32	Ryan Burr	RHP	R/R	6-4	224	So./1V	Highlands Ranch, Colo. (Highlands Ranch)
35	Joey Bielek	INF	R/R	6-1	200	Jr./TR	Scottsdale, Ariz. (Paradise Valley CC)
36	Hever Bueno	RHP	R/R	6-2	179	Fr./HS	Mesa Ariz. (Westwood)
37	Colby Woodmansee	INF	R/R	6-3	178	Fr./HS	Phoenix, Ariz. (Desert Vista)
38	Eric Melbostad	RHP	R/R	6-4	218	So./1V	Scottsdale, Ariz. (Pinnacle)
39	Mark Lambson	RHP	L/R	5-11	202	RS-Jr./2V	Tualatin, Ore. (Tualatin)
45	Tony DiMartino	INF	L/L	6-1	206	So./1V	Danville, Calif. (Monte Vista)
49	Ryan Kellogg	LHP	L/L	6-5	225	So./1V	Whitby, Ontario, Canada (Henry Street)
58	Josh McAlister	RHP	R/R	6-1	171	Sr./3V	Albuquerque, N.M. (La Cueva)

### 2014 ASU Coaching Staff

10	Tim Esmay	Head Coach	5th year, 14th overall at ASU/13th overall as Div. I head coach
57	Ken Knutson	Assoc. Head Coach/Recruiting Coord.	5th year
4	Mike Benjamin	Assistant Coach	5th year
5	Greg Bordes	Assistant Coach	2nd year
16	Sam Cerbo	Student Coach	3rd year
34	Cory Hahn	Student Coach	3rd year

**SUN DEVIL**  
BASEBALL



# TRANSITIONING THE LEGACY

## 2014 SUN DEVIL BASEBALL PROMOTIONS

### **FAREWELL TO PACKARD**

#### **Friday Night Poster Series**

To celebrate the 40th and final historic season in Packard Stadium, each Friday night will feature a Sun Devil Baseball poster giveaway. Each Friday poster will reflect a specific theme in the history of Sun Devil Baseball at Packard Stadium. The first 750 fans will receive the poster as they enter Packard Stadium. The themes to each weekend are listed below:

February 14-16: 2000s at Packard Stadium

March 7-9: 1990s at Packard Stadium

March 14-16: 1980s at Packard Stadium

April 4-6: 1970s and opening of Packard Stadium

April 11-13: Foundation of Sun Devil Baseball (Pre-1974)

May 16-18: 40 years of Packard Stadium

#### **All-Packard Team**

Sun Devil Baseball, the Arizona Republic and azcentral.com have partnered to let the fans decide their top players from the Packard Era. From Feb. 14 through the end of April, go to [sundevils.azcentral.com](http://sundevils.azcentral.com) and vote for your favorite players. Ballots will also be available at Packard on gamedays.

On Friday, May 9 we will celebrate the "All-Packard Stadium Team" and a trading card set of the players selected to the All-Packard Team will be given to fans as they enter the gates.

#### **Saturday Night Recognitions**

To celebrate this historic season we will recognize those who have led Sun Devil Baseball over the years. Be sure to come out and say thanks to the leaders of Sun Devil Baseball over the years at Packard Stadium.

February 15: Coach Pat Murphy

March 8: Mike Kelly Wall of Honor

March 15: 1981 National Championship team

April 5: Coach Jim Brock

April 12: Coach Bobby Winkles

# SUN DEVIL

## B A S E B A L L





# TRANSITIONING THE LEGACY

## **WEEKEND PROMOTIONS**

### **Friday Night Fireworks**

Starting on March 7 every Friday game will feature post-game fireworks. Approximately 10 minutes after the completion of the game fans will be treated to a 10 minute fireworks show courtesy of Sodexo! This season will feature 6 "Friday Night Fireworks" shows. Bring the family and enjoy post-game fireworks beginning March 7.

### **Kids Sunday - Run the Bases and Autographs**

After the conclusion of every Sunday game, kids will have a chance to run the bases & receive free autographs from select members of the 2014 Sun Devil Baseball Team! All kids will meet on the right field lawn in the 9th inning and will be invited onto the field to run the bases following the end of the game. After that select players will be on the third base concourse to sign autographs

### **Play Ball Kid**

We're bringing the popularity of the kick-off kid to baseball with the play ball kid! No home game at Packard Stadium can start without the official word of the play ball kid. After the national anthem, a child between the ages of 5-12 gets to start the game by saying those famous words, "Play Ball!" For more information on how to become a play ball kid please call the sales office at 480-727-4063.

## **IN-GAME PROMOTIONS**

### **Saturday Sun Devil Baseball Bingo**

Baseball Bingo, presented by Papa John's, returns for the 2014 season at every Saturday home game! You can pick up your bingo card at the gates as you come in to Packard Stadium. We will distribute 300 bingo cards on a first come first serve basis each Saturday. All of the information to play will be provided on your bingo card. We will give up to 5 Bingo prizes a Saturday on a first come first serve basis!

### **Twitter Trivia**

This season you will get the chance to test your knowledge of Sun Devil Baseball, and Packard Stadium with "Twitter Trivia." Each home game the official Sun Devil baseball twitter account will tweet out a trivia question related to the history of Packard Stadium. Be the first to tweet back with a correct answer, and you will win a prize to be delivered to your seats during the game. Remember to follow @ASU\_Baseball to participate in "Twitter Trivia."

# SUN DEVIL

# B A S E B A L L



**Position:** Head Coach  
**Experience:** 14 Years at ASU  
 13 as a Div. I head coach  
**College:** Arizona State (1986-87)

**\*2010 Pac-10 Coach of the Year**



Former Sun Devil player and assistant coach Tim Esmay is entering his fifth season as Head Baseball Coach at Arizona State and 14th overall season with the program.

Coach Esmay owns an overall coaching record of 381-305-2, including a 168-70-1 mark at Arizona State. His .810 winning percentage over his first 100 games at Arizona State is the second highest in school history.

In the past four seasons under coach Esmay, the Sun Devils rank 1st in slugging percentage, fewest sacrifice bunts and home runs per season, and 2nd in batting average, hits per season and RBI per season. Click here for a full rundown of where the Devils stack up against the Pac-12 since 2010.

In his four seasons at the helm of the Sun Devil baseball team, coach Esmay has guided ASU to the second-highest regular-season winning percentage in the Pac-12 since 2010. His record of 168-70-1 (.703) is just behind UCLA (183-74, .712), but ahead of Oregon State (165-76, .684) and Oregon (163-83-1, .662). Coach Esmay has posted a winning record in the 78 games he has played against top-25 teams (43-35) and also has a winning record against four of the top teams in the Pac-12, including Arizona (11-9), Oregon State (7-6), Oregon (7-5) and UCLA (7-5).

Coach Esmay served as an assistant coach (hitting coach) for the 2013 USA Baseball Collegiate National Team. Under his guidance, he has sent nine Sun Devils to play for the USA Baseball Collegiate National Team since 2007, including one in each season, which is the longest streak among all schools.

He is one of just 10 Pac-12 coaches all-time to guide their teams to consecutive College World Series appearances (09-10), moved to 11-6 all-time in the postseason, including 8-2 in Regional play.

Coach Esmay joins former Sun Devil head coach Jim Brock as the only two managers in school history to lead the Sun Devils to the postseason in three of their first four seasons in Tempe.

Thirty-eight Sun Devils have been taken in the MLB Draft in coach Esmay's four seasons at ASU, which is the most of any Div. I school in that time span and five more than the next closest team, Florida. Coach Esmay produced an NCAA-best 10 selections in the 2012 MLB First-Year Player Draft, including five in the first five rounds for the first time in program history since 1984.

Since coach Esmay's arrival in 2010, ASU leads the Pac-12 in First Team All-Conference selections with 20, two more than UCLA and Arizona, who each have 18. Oregon State has 14, followed by Oregon and Cal with nine, Stanford with seven, Washington State with four and USC with two.

He has twice orchestrated six three-game series sweeps in a single season in his four-year tenure after the feat had only been accomplished 10 times in the 30 years prior to his arrival. The Sun Devils also recorded four straight Pac-12 home series sweeps in 2012 for the first time since 1988 and only the third time in program history.

**SUN DEVIL**  
**B A S E B A L L**





Esmay turned in one of the most memorable debut seasons at a school in history in 2010. After being named interim head coach on December 3, 2009, Esmay made his debut as Arizona State's head baseball coach on February 19, 2010, an 8-0 win over Northern Illinois. That started a winning streak that would last 24 games, breaking the school record set in 1961 for most consecutive victories to open a season. Esmay and the Devils finished the regular season with a 52-10 record, including a 20-7 mark in Pac-10 play. Arizona State won another Pac-10 title and was the #1 overall seed in the NCAA Tournament. The Sun Devils would win all five postseason games played at Packard Stadium, including two thrilling Super Regional wins over Arkansas to send Arizona State to the College World Series for the second straight year. For his efforts, Esmay was named the Pac-10 Coach of the Year. Zack MacPhee was named Pac-10 Player of the Year and Seth Blair was named Pac-10 Pitcher of the Year, while MacPhee was also a unanimous First Team All-American.

Esmay was the head baseball coach at the University of Utah from 1997 to 2004, winning a WAC title and WAC Coach of the Year honors in 1997. In eight seasons at Utah he compiled a 213-235-1 record. Esmay had 18 of his players go on to play professional baseball, including three from his last team in 2004. He also had 27 players earn all-conference honors during his tenure. Esmay's eight-year career at Utah also saw his teams completely rewrite the Ute record books. In his first season directing the Utah baseball program, Esmay did what no Ute coach had done in 32 years when he led Utah to a WAC division title and a 36-21-1 record in 1997. The Utes posted a 22-8 record in the Northern Division that year. They also set nine school records as Esmay was named the 1997 Louisville Slugger WAC Coach of the Year. In 2002, Esmay guided Utah to a 33-26 overall and 16-14 conference record. The 33 wins is the second most in school history since 1963, and the second-place league finish is the Utes best since joining the MWC in '99. Senior pitcher Mitch Maio garnered 2002 MWC Co-Player of the Year honors.

Esmay spent five seasons as an assistant coach for ASU Baseball, including three as Assistant Head Coach. A former Sun Devil player and assistant coach, he played two seasons as an infielder under Jim Brock in 1986 and 1987 and was a member of Brock's coaching staff from 1988 to 1990 and in 1994.

Esmay began his coaching career following his playing days at Arizona State (1986-87). He served as an assistant coach at Arizona State under Jim Brock from 1988 to 1990, then again in Brock's final season of 1994. He returned to Arizona State in 2005 as an assistant coach, helping the team to a third place national finish and an appearance in the College World Series. He was named the Assistant Head Coach prior to the 2007 season and served in that capacity for three seasons.

Over his playing and coaching career, Esmay has been a part of numerous teams that played in the College World Series in Omaha, Nebraska, including once as a player in 1987, twice as an assistant under Jim Brock in 1988 and 1994, three times as an assistant under Pat Murphy in 2005, 2007 and 2009, and once as a head coach in 2010.

Esmay was a two-year starter for the Sun Devils following an All-American career at Scottsdale Community College. The infielder hit .305 (121-for-397) during his two years in Tempe with 23 doubles and five home runs. He was a member of ASU's 1987 College World Series team and was named to the All-West Region team that season. Esmay was inducted into the Scottsdale Community College Hall of Fame in 2011. He hit .397 during his career at SCC and is still the school's record holder for career doubles.

A graduate of Horizon High School, where his number 5 was retired in 1998, Esmay also coached at Brophy College Prep in Phoenix for two years (1992-93) and was an assistant at Grand Canyon University (1995) and Utah (1996) before taking over the head job in Salt Lake City in 1997.

**SUN DEVIL**  
**B A S E B A L L**



**Position:** Associate Head Coach  
Pitching Coach  
Recruiting Coord.

**Experience:** 5 Years



Ken Knutson enters his second season as Associate Head Coach/Recruiting Coordinator after spending the previous three as pitching coach at Arizona State. Knutson came to ASU after spending 17 seasons as the head coach at the University of Washington.

Knutson has now mentored two Devils who have ended their careers with two of the lowest ERA in school history (aluminum bat era). Brady Rodgers' (2010-12) 2.39 career ERA is second lowest in school history and Trevor Williams' (2011-13) 3.00 career ERA ranks as the sixth lowest.

Dating back to his tenure as head coach at Washington, Knutson has coached at least one All-Conference pitcher every season since 1993, including one in each of his four seasons at ASU. He has also coached 16 All-Conference pitchers in his four years with the Devils.

Knutson has an impressive knack for sending his players to the professional ranks.

Since joining the Sun Devils prior to the 2010 season, Knutson has now had 14 pitchers drafted by the MLB, including five in the first two rounds. He also coached two-time Cy Young Award winner Tim Lincecum at Washington as well as current minor league all-stars Jake Barrett and Brady Rodgers, among others.

Knutson has called two no-hitters in his coaching career, including most recently Ryan Kellogg's on March 23, 2013, against Oregon State. Knutson's first came in March 2006 with the Washington Huskies when Lincecum combined with Nick Hagadone for a no-hitter against Santa Clara. Lincecum, a Knutson protégé, also threw a no-hitter for the San Francisco Giants on July 14, 2013.

In 2013, Knutson led a pitching contingent that featured a pair of freshmen All-Pac-12 selections. Kellogg became the first freshman in school history to begin his career 11-0 and is just the fifth freshman in school history to lead the team in wins (11) en route to becoming just the fourth Devil in school history to earn freshman All-America honors from three or more publications. Fellow freshman Ryan Burr set ASU's freshman single-season saves record with 12 and his .141 opposing batting average was the lowest mark in school history.

Knutson guided a pitching staff that finished in the top 10 in Div. I in both walks allowed per nine innings and WHIP in 2012, and mentored one of the top pitching duos in the country that season. Brady Rodgers and Trevor Williams both placed in the top four in the Pac-12 in ERA and walks allowed, and in the top six in innings pitched and wins. Rodgers finished his three-year career with the school's second-lowest ERA and Williams was the conference's only 12-game winner in 2012 and just the 25th Sun Devil in the aluminum bat era to record 12 wins in a season.

His second season with the Sun Devils featured five pitchers who earned Honorable Mention All-Pac-10 honors (Alex Blackford, Kramer Champlin, Mitchell Lambson, Rodgers and Williams), as well as a Collegiate Baseball Freshman All-American (Williams). He was instrumental in helping Lambson become only the third Sun Devil with 20+ wins and 10+ saves, guiding him to a combined 15 wins and 12 saves in 2010 and '11, and helped a trio of Sun Devil pitchers get drafted by the MLB (Champlin, Lambson and Kyle Ottoson).

In his first season handling the Sun Devil pitchers in 2010, Knutson oversaw a staff that featured three 10-game winners (Seth Blair 12, Jake Borup 11 and Merrill Kelly 10), a closer who set a new school record for single-season saves (Jordan Swagerty, 14) and the top two ERA pitchers in the Pac-10 Conference (Rodgers, 2.11, and Mitchell Lambson, 2.16). Blair earned Pac-10 Pitcher of the Year, the third time a pitcher coaches by Knutson has received the award (Tim Lincecum, 2004 and 2006).

During Knutson's time at the helm of Washington, he compiled a career record of 584-399-2, including a 240-189 record in Pac-10 play. He is Washington's all-time leader in coaching victories and won four Pac-10 Northern Division titles and two overall Pac-10 titles

# SUN DEVIL

## B A S E B A L L





during his tenure. He led the Huskies to six NCAA Tournaments and was three times named the Pac-10 Coach of the Year (1996, 1997 and 1998).

Knutson coached 31 All-Americans at Washington, including 2006 Golden Spikes Award winner and current San Francisco Giant Tim Lincecum, as well as closers Will Fenton and Buck Merrick. Merrick is the school's all-time leader in saves with 31, while Fenton is second with 23, including the 2003 season where he did not allow a run while recording 12 saves. While at Washington, Knutson spent much of his head coaching career as the UW's pitching coach, coaching at least one All-Pac-10 pitcher every year he served in that capacity.

Prior to being named Washington's head coach in 1993, Knutson spent nine seasons with the Huskies as both a player and an assistant. In 1981, the lefty Knutson compiled a 5-2 record with a 2.89 ERA, helping lead Washington to the Pac-10 Northern Division title, their first since 1959. He was a First Team All-Pac-10 selection that season after transferring from Seattle University, where he was an all-league performer.

From 1982 to 1986, Knutson was in charge of the Husky pitching staff, including the 1985 season when UW led the nation with a 2.80 ERA. After coaching semi-pro ball in the Seattle area, Knutson returned to Washington as the lead assistant coach and pitching coach from 1990 to 1992 before being named head coach.

Born in Sisseton, S.D., Knutson was raised in Seattle. He was an all-state pitcher at Seattle's Evergreen High School in 1976 and also quarterbacked the football team.

Knutson was married on August 31, 1991, to his wife Pam. They have three children - Halie, Andrew and Camille.

#### **KEN KNUTSON HEAD COACHING CAREER**

Knutson served as Washington head coach from 1993 through 2009. He concluded his UW career with the most coaching wins in UW baseball history, and 15th-most in Pac-10 history.

#### **Knutson's accomplishments during his 17-year head coaching tenure at Washington:**

- Spent 17 seasons as head coach at Washington, compiling a career overall record of 584-399-2 and a career record of 240-189 in Pac-10 play.
- 584 wins were most in UW baseball history and tied for 15th-most in the history of the Pac-10.
- Won Pac-10 Northern Division championships in 1993, 1996, 1997 and 1998 and won the overall Pac-10 Championship in 1997 and 1998.
- Earned a berth in the NCAA Tournament in 1994, 1997, 1998, 2002, 2003 and 2004, accounting for six of Washington's eight all-time NCAA berths.
- In those six NCAA Tournaments, never failed to win at least two games in regional play each year and posted a record of 16-12 in six regional appearances.
- Twice led the Huskies to within one victory of a berth in the College World Series (1994, 1997).
- In 17 seasons, coached 55 All-Pac-10 first-teamers and earned Pac-10 Coach of the Year in 1996, 1997 and 1998.
- Had 76 players selected in the Major League Baseball Draft. Of those 76 players, only 21 were drafted out of high school and all but three of those players were selected in a higher round out of college.
- Recruited and coached seven players who made it to the Major Leagues, accounting for almost half of the 15 Washington alumni ever to make the big leagues.
- Coached 31 players who earned some level of All-America honors, including two-time All-America Tim Lincecum, the winner of the 2006 Golden Spikes Award, given to the nation's top amateur player.
- Before 1993, no Husky had ever participated in the USA National Team program, but eight Huskies have represented the USA since then.
- During much of head coaching career, also served as the UW's pitching coach. Coached at least one All-Pac-10 pitcher every year as pitching coach.

**SUN DEVIL**  
**B A S E B A L L**



**Position:** Assistant Coach  
**Experience:** 5 Years  
**College:** Arizona State (1986-87)



Former Sun Devil infielder and big leaguer Mike Benjamin enters his fifth season as an assistant coach on Tim Esmay's staff. Esmay and Benjamin were teammates at Arizona State during the 1986 and 1987 seasons under head coach Jim Brock. Benjamin was inducted into the Arizona State University Hall of Fame in 2011.

In 2013, Benjamin helped the Sun Devil finish in the top 30 in Div. I in triples (sixth), home runs (20th), slugging percentage (25th) and doubles (29th), and ranked 42nd in runs, 46th in scoring and 47th in hits.

ASU was also first in the Pac-12 in slugging percentage, runs scored, RBI, doubles, home runs and total bases, second in hits and triples, third in on-base percentage and fourth in batting average.

Since joining the staff in 2010, Benjamin has helped the Sun Devils rank 1st in slugging percentage, fewest sacrifice bunts and home runs per season, and 2nd in batting average, hits per season and RBI per season. Click [here](#) for a full rundown of where the Devils stack up against the Pac-12 since 2010.

Under Benjamin's tutelage, current Red Sox minor leaguer Deven Marrero earned 2011 Pac-10 Defensive Player of the Year honors and was drafted in the first round of the 2012 MLB Draft. Benjamin also helped second baseman Zack MacPhee earn 2010 Pac-10 Player of the Year honors.

Benjamin played shortstop for the Sun Devils in 1986 and 1987, earning First Team All-American and First Team All-Pac-10 honors in 1987. He hit .315 in his ASU career, including .327 with 18 homers and 55 RBI during the '87 season. Benjamin also stole 30 bases, helping lead the Sun Devils to Omaha and the College World Series that year. He was a third round pick of the San Francisco Giants in the 1987 MLB Draft. Benjamin was named to the All-1980's squad for Arizona State Baseball by the East Valley Tribune as a shortstop.

Benjamin played 13 seasons of Major League Baseball, the first seven of which he spent with the San Francisco Giants. He made his Major League debut for the Giants on July 7, 1989 and played there through the 1995 season. He spent 1996 with the Philadelphia Phillies before joining the Boston Red Sox in 1997. He played two seasons in Boston, playing in the 1998 American League Divisional Series, before finishing his career with the Pittsburgh Pirates.

Following his pro career, Benjamin was a coach for the Chandler National Little League team that advanced to the Little League World Series in Williamsport, Pennsylvania. Benjamin's son, Michael Jr., played three seasons with the Sun Devils from 2011-13 and was drafted by the Colorado Rockies in the 13th round of the 2013 MLB Draft.

#### Career Stats at Arizona State:

Year	Avg.	GP	GS	AB	R	H	2B	3B	HR	RBI	SB	SBA	BB	SO
1986	.304	61	61	250	64	76	11	0	6	32	16	22	36	41
1987	.327	67	67	263	83	86	18	6	18	55	30	35	49	45
Totals	.316	128	128	513	147	162	29	6	24	87	46	57	85	86

# SUN DEVIL

## B A S E B A L L





**Position:** Assistant Coach  
**Hometown:** Mesa, Ariz.  
**Experience:** 2 Years  
**College:** Arizona State (2005, 07-08)



Greg Bordes returns to the Sun Devil baseball program for his second season as an assistant coach. Bordes was a three-year letterwinner for the Sun Devils and was a member of two College World Series teams (2005, 2007) and two Pac-10 Championship squads (2007 and 2008). He also served as a team manager in 2011.

In 2013, Bordes helped mentor All-Pac-12 catcher Max Rossiter, as well as freshman All-America catcher RJ Ybarra.

Bordes played in 72 games from 2005-08, including 44 in his junior season in 2008. He started 21 games that season and batted .304 with 21 RBI en route to being named to the All-Tempe Regional team. He started all three games at shortstop that series and collected five RBI and scored three runs.

He signed with the Arizona Diamondbacks following the 2008 season and played two seasons in the minor leagues. He graduated with a Bachelor's degree in Interdisciplinary Sciences with a focus on business and education.

Bordes appeared in 16 games, making one start, in 2007, and redshirted in 2006. He played in 12 games and made two starts as a freshman in 2005. He made a diving stop against Ohio State (3/6) that saved two runs and helped lead ASU to a 3-0 victory. He played summer baseball for the Rochester Honkers in the Northwoods League.

He is a 2004 graduate of Dobson High School in Mesa, Ariz., where he earned three varsity letters under head coaches Bob Hershey (2002) and Dave Tykoski (2003-04). He was a captain of his team junior and senior year and played summer baseball for the Swampdogs (2002-03) and the Reds (2004). He helped Dobson to the 2002 East Valley Regional title and was named honorable mention East Valley Region after hitting .330 with 25 walks as a sophomore. He hit .390 as a junior and was named first-team all-region and went .340 with three home runs and was 14-for-14 stealing bases as a senior. He was ranked as the No. 16 high school prospect in the state of Arizona by Perfect Game/Baseball America and earned the All-Around Senior Award for academics.


**Sun Devil Legacy:** His brother, Brett, is a former Sun Devils pitcher who spent time in the Baltimore Orioles farm system. Brett holds the school record for most career appearances with 109.

**Baseball Bloodlines:** His father, Charlie, played professionally with the Texas Rangers, reaching as high as the Triple-A level. Charlie also played in college at Southwestern Louisiana (currently Louisiana Lafayette) and was voted into the school's athletic hall of fame in 1998 with former major league pitcher Ron Guidry. His grandfather, Bill Cutler, is a former president of the Triple-A Pacific Coast League, while an uncle, Jack Heidemann, played six years of professional baseball with the Brewers and Indians.

#### Career Stats at Arizona State:

Year	Avg.	GP	GS	AB	R	H	2B	3B	HR	RBI	SLG%	BB	HBP	SO	GDP	OBP	SB	SBA	PO	A	E	F%
2005	.200	12	2	5	1	1	1	0	0	0	.400	1	0	1	1	.333	0	1	5	9	2	.875
2007	.308	16	1	13	2	4	1	0	0	1	.385	4	0	4	0	.471	0	1	7	12	2	.905
2008	.304	44	21	92	22	28	6	1	0	21	.391	10	4	17	0	.396	1	3	36	66	6	.944
<b>Totals</b>	<b>..300</b>	<b>72</b>	<b>24</b>	<b>110</b>	<b>25</b>	<b>33</b>	<b>8</b>	<b>1</b>	<b>0</b>	<b>22</b>	<b>.391</b>	<b>15</b>	<b>4</b>	<b>22</b>	<b>1</b>	<b>.403</b>	<b>1</b>	<b>5</b>	<b>48</b>	<b>87</b>	<b>10</b>	<b>.931</b>

**SUN DEVIL**  
**B A S E B A L L**



**Position:** Student coach  
**Hometown:** Montville, N.J.  
**High School:** Don Bosco Prep  
**Other College:** Central Arizona College

Sam Cerbo enters his third season as the bullpen coach/assistant pitching coach at ASU. Is the older brother of current Sun Devil freshman catcher, Zach.

**Junior College:** Pitched for Central Arizona in 2011...appeared in five games, going 1-0...had a 3.86 ERA in seven innings pitched...CAC was the JuCo runner-up in 2011...teammates with Josh Dahl and

Max Rossiter at CAC.

**High School:** 2008 graduate of Don Bosco Prep High School...helped lead Don Bosco to undefeated season and state title during his senior season, winning Bergen County Tournament MVP honors.

**Personal:** Majoring in exercise and wellness...son of Tony Cerbo and Lisa Coscia...has three siblings, Zach, AJ and Giordan...says The Sandlot is his favorite movie and Family Guy is his favorite TV show...lists Cliff Lee as his favorite athlete...born November 19, 1989...full name is Samuel Anthony Cerbo.

## 34 | Cory Hahn



**Position:** Student coach  
**Height:** Student coach  
**Weight:** 150  
**Hometown:** Corona, Calif.  
**High School:** Mater Dei  
**College:** Arizona State

A highly touted high school baseball player, Arizona State University student-athlete Cory Hahn was paralyzed from the chest down sliding into second base against New Mexico the first weekend of his freshman season at Arizona State in 2011. Through tireless effort and dedication, Cory has been working his way toward his ultimate goal of walking again.

The Arizona Diamondbacks selected Cory in the 34th round of the 2013 Major League Draft on June 8 and are

interesting in employing him within the organization in some capacity.

The National Association of Academic Advisors for Athletics (N4A) presented Cory with the Wilma Rudolph Student Athlete Achievement Award on June 8, 2013. It is given annually to student athletes who have overcome great personal, academic and/or emotional odds to achieve academic success while participating in intercollegiate athletics. Cory was one of five student-athletes to earn the award in 2013 and joins a prestigious of former winners, including former Rutgers football player Eric LaGrand.

Cory continues to be an active member of the baseball team after his injury, attending practices, games and events as a student coach. He lived with a group of teammates and is on track to graduate with a degree from the W.P. Carey School of Business in Spring 2014.

**High School:** A 2010 graduate of Mater Dei High School in Santa Ana, California...earned four varsity letters and served as team captain in 2010...as a junior was named First Team All-League and First Team All-State...turned in an amazing senior season, earning Trinity League MVP honors...was named the 2010 Orange County Player of the Year, Los Angeles Times Player of the Year, CIF Player of the Year, Max Preps State Player of the Year and was Named California's Mr. Baseball...was also a First Team All-American and was a member of the 18U Team USA that won the gold medal...helped lead Mater Dei to a CIF title, starting the title game and throwing a combined perfect game.



**MLB Draft:** A 34th round pick (1020th overall) of the Arizona Diamondbacks in the 2013 Major League Baseball draft...a 26th round pick (784th overall) of the San Diego Padres in the 2010 Major League Baseball draft.


# SUN DEVIL

## B A S E B A L L



# 2014 SUN DEVILS





**Position:** Infielder/Right-Handed Pitcher  
**Bats:** R  
**Throws:** R  
**Height:** 5'5"  
**Weight:** 150  
**Year:** Sophomore  
**Hometown:** Long Beach, Calif.  
**High School:** Mayfair  
**Experience:** 1 Letter

#### Career Highs at Arizona State:

**Hits** 1 twice, last vs. Valparaiso (4/19/13)  
**RBI** n/a  
**Runs** n/a  
**Walks** n/a  
**At Bats** 3 at Tennessee (2/24/13)

**2013 (Freshman):** Appeared in 12 games, starting one at shortstop at Tennessee...secured two hits on the season...made one pitching appearance, throwing the ninth inning in a loss to BYU in the 53rd game of the season, and loaded the bases on walks before getting three straight outs...competed for the Bend Elks in the West Coast League during the summer.

**High School:** A 2012 graduate of Mayfair High School...earned four varsity letters in baseball and was a two-year team captain...was a two-time Suburban League MVP (2010,11) and was a Suburban League First-Team All-League member three consecutive seasons (2010-12)...a two-year team MVP (2010,11)...2012 First-Team All-CIF...2012 Rawlings All-American High Honorable Mention...2012 USA Preseason Calif. Regional 2nd Team...2011 USA Preseason High School Underclass All-American Honorable Mention...2010 USA International Gold Medal Games MVP...two-year Performer of the Year-City of Lakewood Hall of Fame (2011-12)...three-year Long Beach Press Telegram First-Team Dream Team...four-year combined career baseball stats: 109 games played, 763 innings, 14 total errors, 20-4 pitching record with a .96 ERA and 161 strikeouts in 170.2 innings pitched.

**Personal:** Parents are Robert and Beth Aboites of Long Beach, Calif...majoring in communications...says his most exciting sports moment was the day he became a Sun Devil...says he chose ASU because he fell in love with the baseball program's reputation, the team's work ethic and the coaching staff...his favorite all-time player is Ozzie Smith and his favorite team is the Los Angeles Angels of Anaheim...says his dad has been the biggest influence on his baseball career...the most played song on his iPod is "Mercy" by Kanye West because it gets him pumped up...if he could learn to do anything, it would be grow a few inches and gain some weight...was born August 4, 1994...full name is Jordan Robert Aboites.

#### Career Stats at Arizona State:

Year	Avg.	GP	GS	AB	R	H	2B	3B	HR	RBI	SLG%	BB	HBP	SO	GDP	OBP	SB	SBA	PO	A	E	F%
2013	.154	12	1	13	0	2	0	0	0	0	.154	0	0	3	0	.154	0	0	6	10	0	1.000

**SUN DEVIL**  
**B A S E B A L L**



Arizona State Baseball  
Individual Game-by-Game for Arizona State (as of Feb 12, 2014)

#23 Aboites, Jordan - 12 games (All games)


Date	Opponent	Pos	AB	R	H	RBI	2B	3B	HR	BB	SB	CS	HBP	SAC	SF	GDP	K	PO	A	E	Avg
Feb 16	BETHUNE-COOKMAN	ss	1	0	0	0	0	0	0	0	0	0	0	0	0	0	0	1	2	0	.000
Feb 23	at Tennessee		1	0	1	0	0	0	0	0	0	0	0	0	0	0	0	0	0	0	.500
Feb 24	at Tennessee	*	3	0	0	0	0	0	0	0	0	0	0	0	0	0	0	0	3	0	.200
Mar 01	vs Pacific	ss	2	0	0	0	0	0	0	0	0	0	0	0	0	0	0	1	1	0	.143
Mar 09	LONG BEACH STATE-	ss	0	0	0	0	0	0	0	0	0	0	0	0	0	0	0	0	0	0	.143
Mar 10	LONG BEACH STATE	ss	1	0	0	0	0	0	0	0	0	0	0	0	0	0	0	0	0	0	.125
Mar 15	WASHINGTON STATE	ph	1	0	0	0	0	0	0	0	0	0	0	0	0	0	0	0	0	0	.111
Apr 07	OREGON	ph	1	0	0	0	0	0	0	0	0	0	0	0	0	0	1	0	0	0	.100
Apr 10	at UNLV	ph/ss	1	0	0	0	0	0	0	0	0	0	0	0	0	0	1	0	1	0	.091
Apr 19	VALPARAISO	ph/ss	1	0	1	0	0	0	0	0	0	0	0	0	0	0	0	1	0	0	.167
Apr 20	VALPARAISO	ph/ss	1	0	0	0	0	0	0	0	0	0	0	0	0	0	1	1	1	0	.154
May 25	at Washington	ss	0	0	0	0	0	0	0	0	0	0	0	0	0	0	0	2	2	0	.154
Totals		1gs	13	0	2	0	0	0	0	0	0	0	0	0	0	0	3	6	10	0	.154

On base pct. .154 • Slugging pct. .154

#23 Aboites, Jordan - 1 appearance (All games)

Date	Opponent	GS	IP	H	R	ER	BB	SO	2B	3B	HR	WP	BK	HBP	IBB	Score	W-L	Sv	ERA	NP
May 21	BRIGHAM YOUNG		1.0	0	1	1	3	1	0	0	0	0	0	0	0	3-8	0-0	0	9.00	28
Totals		0	1.0	0	1	1	3	1	0	0	0	0	0	0	0	3-8	0-0	0	9.00	-





**Position:** Infielder/Right-Handed Pitcher  
**Bats:** R  
**Throws:** R  
**Height:** 5'5"  
**Weight:** 150  
**Year:** Sophomore  
**Hometown:** Long Beach, Calif.  
**High School:** Mayfair  
**Experience:** 1 Letter

#### Career Highs at Arizona State:

**Hits** 4 twice, last vs Stanford (5/4/13)  
**RBI** 4 twice, last at UNLV (4/10/13)  
**Runs** 3 twice, last vs Gonzaga (3/3/13)  
**Walks** 2 many, last vs Arizona (5/17/13)  
**At Bats** 5 many, last vs Cal (5/12/13)

**Legacy Devils:** Trevor's father Jamie was a pitcher and infielder for the Sun Devils from 1977 to 1979. He helped lead the Sun Devils to the 1977 National Championship and was a lifetime .333 hitter at ASU. He also went 6-2 on the mound. He was a two-time All-WAC team member and was a member of the 1977 All-College World Series team...Jamie played one season for the Seattle Mariners in 1983...Trevor is one of eight Legacy Devils on the 2014 team, along with Tucker Esmay, Cooper Esmay, David Graybill, Colin Ashworth, Mark Lambson, Emilio Torrez and Joey Bielek...was one of four Legacy Devils on the 2011 roster (T. Esmay, Matt Newman, Michael Benjamin) and one of four on the 2012 roster (Benjamin, T. Esmay and Jake Wakamatsu).

**2013 (RS-Sophomore):** Earned honorable mention All-Pac-12 recognition...started 58 games at right field...led the team with nine home runs and six triples...finished in the top 10 in the Pac-12 in triples (second, 6), RBI (fourth, 49), home runs (third, 9), slugging percentage (eighth, .502) and total bases (ninth, 110)...named Pac-12 Player of the Week after recording five RBI and two home runs on five hits and five runs scored in a series win over Tennessee Feb. 22-24...his 10 outfield assists were tied for the third most in the NCAA (leaders had 15 and 12, respectively)...led the team with 14 multi-RBI games...tied a career high with four hits and four RBI against Washington State March 17...scored a season-high three runs vs. Gonzaga March 3 and hit a leadoff home run in the 8th inning to give ASU an eight-inning tie against the Bulldogs...also had four RBI in win over UNLV April 10...along with Ybarra and Rossiter, hit back-to-back-to-back home runs May 5 against Stanford...two-time Scholar Baller honoree (Spring '13, Fall '12).

**2012 (RS Freshman):** Started 37 games in right field...put together a team-best 12 game hitting streak...had 11 multi-hit games and eight multi-RBI games, including two games with three RBI...started the season with at least one RBI in nine of the first 15 games...went 3-for-5 with a run scored in the first game of the season in a win over Western Michigan for his first career hit and run scored...hit his first career home run vs. Saint Louis March 1...also had his first multi-RBI game March 1...hit his first career double on Feb. 24 vs. UC Riverside...stole his first career base vs. Texas Tech on March 6.

**2011 (Freshman):** Utilized his redshirt season.

**High School:** A 2010 graduate of Corona del Sol High School in Tempe...earned four varsity letters in baseball and soccer and one in football...was twice a team captain for soccer and once for baseball...was twice named All-Region in baseball and three times named All-City...was a decorated soccer player, twice earning All-State, twice earning All-Region and three times earning All-City...helped lead Corona del Sol to the 2009 state baseball title and the 2010 state soccer title.

**Personal:** Majoring in Interdisciplinary Studies..parents are Jaime and Tracee Allen of Tempe...has two older brothers, Tyler and Tanner...chose Arizona State because he's "been a Sun Devil since birth"...lists Jessica Alba and Denzel Washington as his favorite actors...says Step Brothers and Book of Eli are his favorite movies...is a fan of Josh Hamilton of the Texas Rangers...born October 16, 1991...full name is Trevor Ryan Allen.

#### Career Stats at Arizona State:

Year	Avg.	GP	GS	AB	R	H	2B	3B	HR	RBI	SLG%	BB	HBP	SO	GDP	OBP	SB	SBA	PO	A	E	F%
2012	.279	43	37	147	21	41	6	0	3	25	.381	3	7	27	2	.321	3	6	64	5	0	1.000
2013	.297	58	58	219	41	65	6	6	9	49	.502	19	8	37	8	.369	7	7	112	10	7	.946
TOTAL	.290	101	95	366	62	106	12	6	12	74	.454	22	15	64	10	.350	10	13	176	15	7	.965

**SUN DEVIL**  
**B A S E B A L L**

Arizona State Baseball  
Individual Game-by-Game for Arizona State (as of Feb 12, 2014)

#20 Allen, Trevor - 58 games (All games)

Date	Opponent	Pos	AB	R	H	RBI	2B	3B	HR	BB	SB	CS	HBP	SAC	SF	GDP	K	PO	A	E	Avg
Feb 15	BETHUNE-COOKMAN	*of	4	1	0	0	0	0	0	1	0	0	0	0	0	0	1	3	0	0	.000
Feb 16	BETHUNE-COOKMAN	*of	3	2	2	2	0	1	0	1	0	0	0	0	0	0	1	1	0	0	.286
Feb 17	BETHUNE-COOKMAN	*of	4	1	0	0	0	0	0	1	0	0	0	0	0	0	1	4	0	0	.182
Feb 22	at Tennessee	*	5	1	1	3	0	0	1	0	0	0	0	0	0	0	2	4	0	0	.188
Feb 23	at Tennessee	*	3	1	1	0	0	0	0	0	0	0	1	0	0	0	0	0	0	0	.211
Feb 24	at Tennessee	*	4	2	2	2	0	0	1	0	1	0	0	0	0	0	0	3	0	0	.261
Feb 28	vs Arkansas	*of	4	0	0	0	0	0	0	0	0	0	0	0	0	0	2	1	0	0	.222
Mar 01	vs Pacific	*of	3	0	0	0	0	0	0	0	0	0	0	0	0	1	0	1	0	0	.200
Mar 02	vs Arkansas	*of	3	2	2	0	0	0	0	0	0	0	0	0	0	0	0	1	0	0	.242
Mar 03	vs Gonzaga	*of	2	3	2	2	0	1	1	2	0	0	0	0	0	0	0	2	0	0	.286
Mar 09	LONG BEACH STATE-	*of	4	0	0	0	0	0	0	0	0	0	0	0	0	0	1	0	0	0	.256
Mar 09	LONG BEACH STATE-	*of	4	1	1	1	0	0	1	0	0	0	0	0	0	0	1	3	0	0	.256
Mar 10	LONG BEACH STATE	*of	4	1	2	1	0	0	0	0	0	0	0	0	0	0	1	2	1	0	.277
Mar 13	NEW MEXICO	*of	5	0	1	0	0	0	0	0	0	0	0	0	0	0	0	2	0	0	.269
Mar 15	WASHINGTON STATE	*of	4	0	1	0	0	0	0	0	0	0	0	0	0	0	0	1	0	1	.268
Mar 16	WASHINGTON STATE	*of	3	0	0	1	0	0	0	0	0	0	0	0	1	0	2	3	0	0	.254
Mar 17	WASHINGTON STATE	*of	5	1	4	4	1	0	0	0	0	0	0	0	0	0	0	3	0	0	.297
Mar 19	at Texas Tech	*	5	1	2	1	0	1	0	0	1	0	0	0	0	1	0	1	0	2	.304
Mar 22	at Oregon State	*of	3	0	0	0	0	0	0	0	0	0	0	0	0	1	0	4	0	0	.292
Mar 23	at Oregon State	*of	3	0	0	0	0	0	0	0	0	0	1	0	0	0	1	4	0	1	.280
Mar 24	at Oregon State	*of	4	1	3	0	0	0	0	1	0	0	0	0	0	0	0	3	0	0	.304
Mar 28	UCLA	*of	3	1	1	0	0	1	0	0	0	0	0	0	0	0	1	0	0	0	.305
Apr 02	at Wichita State	*of	4	0	2	1	0	0	0	1	0	0	0	0	0	0	0	2	0	0	.314
Apr 03	at Wichita State	*of	4	1	2	3	0	1	0	0	0	0	0	0	0	0	0	0	0	0	.322
Apr 05	OREGON	*of	5	0	0	0	0	0	0	1	0	0	0	0	0	0	2	0	0	0	.305
Apr 06	OREGON	*of	1	2	0	0	0	0	0	0	1	0	3	1	0	0	0	5	2	0	.302
Apr 07	OREGON	*of	3	0	1	0	0	0	0	0	0	0	0	0	0	1	0	0	0	0	.303
Apr 10	at UNLV	*of	3	1	2	4	0	0	1	1	0	0	0	0	0	0	1	1	0	0	.314
Apr 12	at Southern Cal	*of	4	0	0	0	0	0	0	0	0	0	0	0	0	0	0	5	2	0	.302
Apr 13	at Southern Cal	*of	4	1	1	0	0	0	0	0	0	0	0	0	0	0	0	7	0	0	.300
Apr 14	at Southern Cal	*of	3	2	2	1	1	0	1	1	0	0	0	0	0	0	0	0	0	0	.310
Apr 16	at Arizona	*of	4	1	1	2	0	0	0	0	0	0	0	0	1	0	2	4	0	0	.308
Apr 19	VALPARAISO	*of	3	2	2	1	0	0	1	1	0	0	0	0	0	0	0	1	0	0	.317
Apr 20	VALPARAISO	*of	3	1	1	0	1	0	0	1	0	0	0	0	0	0	1	3	0	0	.317
Apr 21	VALPARAISO	*of	4	0	1	1	1	0	0	1	0	0	0	0	0	0	0	3	1	0	.315
Apr 24	UNLV	*of	4	1	3	2	1	0	0	0	1	0	0	0	0	0	0	1	1	0	.328
Apr 26	at Utah	*of	5	2	2	0	0	0	0	0	0	0	0	0	0	0	1	1	0	0	.331
Apr 27	at Utah	*of	4	0	2	1	0	0	0	0	1	0	0	0	0	0	0	4	0	0	.336
Apr 28	at Utah	*of	4	0	0	0	0	0	0	0	0	0	0	1	0	0	0	2	0	0	.326
Apr 30	at Arizona	*of	3	0	0	1	0	0	0	1	0	0	1	0	0	0	0	0	0	0	.320
May 03	STANFORD	*of	3	0	1	2	1	0	0	1	0	0	0	0	0	0	2	1	0	0	.320
May 04	STANFORD	*of	5	1	4	2	0	0	1	1	1	0	0	0	0	0	0	2	0	0	.335
May 05	STANFORD	*of	5	2	2	2	0	0	1	0	0	0	0	0	0	0	0	2	0	0	.338
May 10	at California	*of	4	0	0	0	0	0	0	0	0	0	0	0	0	0	1	0	0	0	.329
May 11	at California	*of	5	1	1	0	0	0	0	0	0	0	0	0	0	1	2	1	0	1	.325
May 12	at California	*of	5	0	0	1	0	0	0	0	0	0	0	0	0	0	2	0	1	0	.316
May 15	TEXAS TECH	*of	4	0	0	0	0	0	0	0	1	0	1	0	0	1	1	1	0	0	.309
May 17	ARIZONA	*of	3	2	1	0	0	0	0	2	0	0	0	0	0	0	1	0	0	0	.309
May 18	ARIZONA	*of	4	1	3	3	0	0	0	0	0	0	0	0	0	0	1	0	0	1	.319
May 19	ARIZONA	*of	4	0	1	0	0	0	0	0	0	0	0	0	0	1	1	4	0	0	.317
May 21	BRIGHAM YOUNG	*of	4	0	0	0	0	0	0	0	0	0	0	0	0	0	2	1	0	0	.311
May 24	at Washington	*of	4	0	0	0	0	0	0	0	0	0	0	1	0	0	0	1	0	0	.305
May 25	at Washington	*of	4	1	2	3	0	1	0	1	0	0	0	0	0	0	0	4	0	0	.308
May 26	at Washington	*of	3	0	0	1	0	0	0	0	0	0	0	0	1	1	0	2	0	1	.304
May 31	vs New Mexico	*of	4	0	1	0	0	0	0	0	0	0	0	0	0	0	0	1	0	0	.303
Jun 01	at Cal State Fullerton	*of	3	0	1	0	0	0	0	0	0	0	1	0	0	0	1	3	1	0	.303
Jun 02	at Columbia	*	4	0	0	0	0	0	0	0	0	0	0	0	0	0	1	1	1	0	.298
Jun 02	at Cal State Fullerton	*	4	0	1	1	0	0	0	0	0	0	0	0	0	0	1	3	0	0	.297
Totals		58gs	219	41	65	49	6	6	9	19	7	0	8	3	3	8	37	112	10	7	.297

On base pct. .369 • Slugging pct. .502


2012 Arizona State Sun Devil Baseball  
Individual Game-by-Game for Arizona State (as of Jun 03, 2012)

#28 Allen, Trevor - 43 games (All games)

Date	Opponent	Pos	AB	R	H	RBI	2B	3B	HR	BB	SB	CS	HBP	SAC	SF	GDP	K	PO	A	E	Avg
Feb 17	WESTERN MICHIGAN	*	5	1	3	0	0	0	0	0	0	0	0	0	0	0	0	0	0	0	.600
Feb 18	WESTERN MICHIGAN	*	4	0	1	1	0	0	0	1	0	0	0	0	0	0	1	2	0	0	.444
Feb 24	UC RIVERSIDE	*	4	1	2	1	1	0	0	0	0	0	0	0	0	0	0	0	0	0	.462
Feb 25	UC RIVERSIDE		2	0	0	0	0	0	0	0	0	0	0	0	0	0	2	0	0	0	.400
Feb 26	UC RIVERSIDE		1	0	0	0	0	0	0	0	0	0	0	0	0	0	0	0	0	0	.375
March 1	2 vs Saint Louis	*	4	3	2	2	0	0	1	0	0	0	1	0	0	0	1	3	0	0	.400
Mar 02	vs Northern Illinois	*	5	0	1	0	0	0	0	0	0	0	0	0	0	0	2	0	0	0	.360
Mar 03	vs Winthrop	*	4	1	1	2	0	0	0	0	0	0	1	0	0	0	1	2	1	0	.345
Mar 06	TEXAS TECH		2	0	2	2	1	0	0	0	1	0	0	0	0	0	0	1	0	0	.387
Mar 09	at Long Beach State	*	3	0	2	1	1	0	0	0	0	0	0	1	1	0	0	1	0	0	.412
Mar 10	at Long Beach State	*	4	1	1	0	0	0	0	0	0	0	0	0	0	1	0	2	0	0	.395
Mar 11	at Long Beach State	*	3	0	1	2	0	0	0	0	1	0	1	0	0	0	0	5	0	0	.390
Mar 13	UTAH VALLEY	*	4	1	2	0	0	0	0	0	0	0	0	0	0	0	0	2	1	0	.400
Mar 14	UTAH VALLEY	*	4	1	2	1	0	0	0	0	0	0	0	0	0	0	0	3	0	0	.408
Mar 16	at UCLA	*	4	1	1	3	0	0	1	0	0	0	0	0	0	0	1	2	0	0	.396
Mar 18	at UCLA-1	*	3	1	2	0	0	0	0	0	0	1	1	0	0	0	1	0	0	0	.411
Mar 18	at UCLA-2	*	4	0	1	1	0	0	0	0	0	0	0	0	0	0	0	0	0	0	.400
Mar 21	UNLV	*	4	0	0	0	0	0	0	0	0	0	0	0	0	0	2	2	0	0	.375
Mar 23	CALIFORNIA	*	4	1	2	0	1	0	0	0	0	0	0	0	0	0	0	2	1	0	.382
Mar 24	CALIFORNIA	*	4	1	1	0	0	0	0	0	0	0	0	0	0	0	2	0	0	0	.375
Mar 25	CALIFORNIA	*	4	0	0	1	0	0	0	0	0	0	0	0	1	0	0	0	0	0	.355
Mar 27	CAL STATE FULLERT	*	2	0	0	0	0	0	0	0	0	0	1	0	0	0	0	0	0	0	.346
Mar 28	CAL STATE FULLERT	*	4	1	1	0	0	0	0	0	0	0	1	0	0	0	2	3	0	0	.341
Mar 31	at Oregon-1	*of	3	0	0	0	0	0	0	0	0	0	0	0	0	0	0	2	0	0	.329
Apr 06	OREGON STATE	*of	4	0	1	0	0	0	0	0	0	1	0	0	0	0	1	2	0	0	.326
Apr 07	OREGON STATE	*	4	0	0	0	0	0	0	0	0	0	0	0	0	0	1	3	0	0	.312
Apr 09	at Lobos	*of/of	5	1	2	1	0	0	0	0	0	0	0	0	0	0	2	0	0	0	.316
Apr 10	at Lobos	ph/of	1	0	0	0	0	0	0	0	0	0	0	0	0	0	1	0	0	0	.313
Apr 14	SOUTHERN CALIFOR	*	2	0	0	0	0	0	0	2	0	0	0	0	0	0	1	0	0	0	.307
Apr 17	ARIZONA	*	4	2	1	0	0	0	0	0	1	0	1	0	0	0	0	3	1	0	.305
Apr 21	at Stanford	*of	4	0	0	0	0	0	0	0	0	0	0	0	0	0	1	5	0	0	.294
Apr 27	at Washington State		0	0	0	0	0	0	0	0	0	0	0	0	0	0	0	0	0	0	.294
Apr 29	at Washington State	*	4	1	1	0	0	0	0	0	0	0	0	1	0	0	0	1	0	0	.292
May 05	UTAH	*	5	2	3	3	1	0	0	0	0	0	0	0	0	0	1	2	0	0	.305
May 06	UTAH	*	3	0	1	0	0	0	0	0	0	1	0	0	0	0	1	1	0	0	.306
May 11	at GONZAGA BULLDO	*of	4	1	1	2	0	0	1	0	0	0	0	0	0	0	0	1	0	0	.304
May 12	at GONZAGA BULLDO	*of	4	0	1	0	0	0	0	0	0	0	0	0	0	0	1	1	0	0	.302
May 13	at GONZAGA BULLDO	*of	4	0	1	0	0	0	0	0	0	0	0	0	0	1	0	3	1	0	.301
May 16	ARIZONA	*	4	0	0	0	0	0	0	0	0	0	0	0	0	0	0	3	0	0	.292
May 18	WASHINGTON	*	4	0	0	2	0	0	0	0	0	0	0	0	0	0	1	2	0	0	.284
May 19	WASHINGTON	*	3	0	0	0	0	0	0	0	0	0	0	0	0	0	0	2	0	0	.278
May 20	WASHINGTON		0	0	0	0	0	0	0	0	0	0	0	0	0	0	0	0	0	0	.278
May 25	at Arizona	*of	3	0	1	0	1	0	0	0	0	0	0	0	0	0	1	3	0	0	.279
Totals		37gs	147	21	41	25	6	0	3	3	3	3	7	2	2	2	27	64	5	0	.279

On base pct. .321 • Slugging pct. .381





**Position:** Right-Handed Pitcher  
**Bats:** R  
**Throws:** R  
**Height:** 6'2"  
**Weight:** 165  
**Year:** Freshman  
**Hometown:** Placentia, Calif.  
**High School:** Whittier Christian  
**Experience:** High School

**Legacy Devil:** Nephew of former Sun Devil Hall of Famer and College Baseball Hall of Famer Floyd Bannister (MLB) and former Sun Devil Greg Cochran (AAA)...is one of eight Legacy Devils on the 2014 team, along with Tucker and Cooper Esmay, Trever Allen, David Graybill, Mark Lambson, Emilio Torrez and Joey Bielek.

**High School:** Graduated from Whittier Christian in 2013...three-year varsity letterman in baseball, two-year letterman in basketball...named team Captain his junior and senior years... 2013 Olympic League MVP, Olympic League First Team, First Team All-Area, Second Team All-CIF, Whittier Area All-Star, WCHS MVP, and Cy Young Pitcher of the Year...two-time Coach's Award Varsity Baseball in 2011 and 2012...member of National Honor Society and California Scholastic Federation...CIF State Student-Athlete of the year...earned Wendy's High School Heisman Award...American Legion Boys' State Delegate in 2012...named to Principal's Honor Roll...earned CIF Athletic Excellence Scholar Award...led Olympic League with 69 strikeouts in 56.2 innings pitched, including a game-high 14...led the Olympic League and set a school record with .463 batting average...led Olympic League in on-base percentage with .573 in 104 plate appearances...led Olympic League with 0.51 ERA in league play and 1.85 ERA on the season...threw a no-hitter against defending league champion Maranatha High School...2012 Coach's Award Varsity Basketball and MVP of freshman/sophomore basketball team.

**Personal:** Majoring in Business (Legal Studies)...parents are Blair and Shelley Ashworth...has two sisters, Amanda and Lauren...uncles Floyd Bannister and Greg Cochran played for ASU and professionally, cousins Brian and Brett Bannister played for USC and professionally...cousin Cory Bannister played for Stanford's baseball team...cousin Amanda Borden was a Gold Medalist and Olympic gymnast...cousins Jenna Oltmanns played women's soccer at Cal Sate Fullerton, Kimmie Oltmanns played women's soccer at St. Mary's, and Darren Witty played men's soccer at Cal Baptist...says he went to ASU because he always dreamed of playing for the Sun Devils, it is a family school and I will be the fourteenth graduate from ASU... his father has been the greatest influence on his baseball career...his favorite athlete is Kurt Warner and his favorite Sun Devil athlete is Floyd Bannister...nickname is Cashworth or Cash...birthday is Feb. 10, 1995...full name is Colin Clement Ashworth.

**SUN DEVIL**  
**B A S E B A L L**



**Position:** Outfielder  
**Bats:** L  
**Throws:** L  
**Height:** 6'1"  
**Weight:** 201  
**Year:** Sophomore  
**Hometown:** Phoenix, Ariz.  
**High School:** Brophy Prep  
**Experience:** 1 Letter

#### Career Highs at Arizona State:

**Hits** n/a  
**RBI** n/a  
**Runs** n/a  
**Walks** n/a  
**At Bats** 1 many, last vs Long Beach St (3/10/13)

**2013 (Freshman):** Appeared in seven games and had four at-bats...two-time Scholar Baller (Fall '12 and Spring '13)....competed for the Bellingham Bells of the West Coast League this summer.

**High School:** A 2012 graduate of Brophy College Prep...lettered three years in baseball and one in football...earned All-State D1 honors in 2012...hit .420 with 50 RBIs, 13 doubles, four triples and nine home runs in 2012.

**Personal:** Parents are Jeff and Patti Beall...majoring in management in Barrett, The Honors College...says his most exciting moment in sports was facing Mesquite in the 2012 semifinal game of the state tournament...says he chose ASU because of the baseball program's tradition...lists hunting and camping as favorite hobbies...favorite team is the Los Angeles Dodgers...most played song on his iPod is "Amarillo Sky" by Jason Aldean...if he could learn to do anything, it would be to fly a plane...has two sisters, Caitlin and Kelly...was born September 16, 1993...full name is Christopher Jeffry Beall.

#### Career Stats at Arizona State:

Year	Avg.	GP	GS	AB	R	H	2B	3B	HR	RBI	SLG%	BB	HBP	SO	GDP	OBP	SB	SBA	PO	A	E	F%
2013	.000	7	0	7	0	0	0	0	0	0	.000	0	0	1	0	.000	0	0	1	0	0	1.000

**SUN DEVIL**  
**B A S E B A L L**


Arizona State Baseball  
Individual Game-by-Game for Arizona State (as of Feb 12, 2014)

#28 Beall, Christopher - 7 games (All games)

Date	Opponent	Pos	AB	R	H	RBI	2B	3B	HR	BB	SB	CS	HBP	SAC	SF	GDP	K	PO	A	E	Avg
Feb 16	BETHUNE-COOKMAN	of	1	0	0	0	0	0	0	0	0	0	0	0	0	0	0	1	0	0	.000
Feb 23	at Tennessee		1	0	0	0	0	0	0	0	0	0	0	0	0	0	0	0	0	0	.000
Mar 01	vs Pacific	of	1	0	0	0	0	0	0	0	0	0	0	0	0	0	0	0	0	0	.000
Mar 09	LONG BEACH STATE-	ph/of	0	0	0	0	0	0	0	0	0	0	0	0	0	0	0	0	0	0	.000
Mar 10	LONG BEACH STATE	of	1	0	0	0	0	0	0	0	0	0	0	0	0	0	1	0	0	0	.000
Apr 19	VALPARAISO	of	0	0	0	0	0	0	0	0	0	0	0	0	0	0	0	0	0	0	.000
Apr 20	VALPARAISO	of	0	0	0	0	0	0	0	0	0	0	0	0	0	0	0	0	0	0	.000
Totals		Ogs	4	0	0	0	0	0	0	0	0	0	0	0	0	0	1	1	0	0	.000

On base pct. .000 • Slugging pct. .000





**Position:** Infielder  
**Bats:** R  
**Throws:** R  
**Height:** 5'7"  
**Weight:** 179  
**Year:** Junior  
**Hometown:** Chandler, Ariz.  
**High School:** Hamilton  
**Other College:** Chandler-Gilbert CC/Arizona  
**Experience:** Transfer

**Junior College:** Played two seasons at Chandler-Gilbert Community College...threw six innings and notched seven strikeouts with one win and one save in two years...hit .292 batting average with 50 hits, 24 RBI and 27 runs scored in 49 games.

**Arizona:** Attended University of Arizona in 2010.

**High School:** Graduated from Hamilton High in 2009...four-year varsity letterman...2009 All-State selection...helped lead team to the 2008 State Championship as a junior and a runner-up finish in 2009...hit .398 with 13 doubles and six home runs as a senior...posted a 4-2 record on the mound with one save as a senior...struck out 42 hitters against nine walks in 36 innings pitched ...ss a senior, pitched four innings of relief in the front end of the doubleheader in state playoffs, throwing 75 pitches, then lasted the entire nightcap, throwing 97 pitches in the finale...prior to high school, played in the 2003 Little League World Series for Chandler.

**Personal:** Majoring in biological sciences...parents are Doug and Becky Bernard...has a brother, Brandon, and a sister, Lindsey...his dad played baseball for Muscatine Community College in Iowa...says he chose ASU because it was a childhood dream... his father had the biggest influence on his baseball career... favorite athlete and Sun Devil is Dustin Pedroia...birthday is Oct. 13, 1990... full name is Cory Michael Bernard.

**SUN DEVIL**  
**B A S E B A L L**



**Position:** Infielder  
**Bats:** R  
**Throws:** R  
**Height:** 6'1"  
**Weight:** 200  
**Year:** Junior  
**Hometown:** Scottsdale, Ariz.  
**High School:** Chaparral  
**Other College:** Cincinnati/Paradise Valley CC

**Legacy Devil:** Nephew of former Sun Devil and six-year NFL linebacker Brett Wallerstedt...is one of eight Legacy Devils on the 2014 team, along with Tucker and Cooper Esmay, Trevor Allen, David Graybill, Colin Ashworth, Mark Lambson and Emilio Torrez.


**Junior College (Sophomore):** Played at Paradise Valley Community College from 2012-2013 where he earned First Team ACCAC D2 and Second Team All-ACCAC honors.

**Cincinnati (Freshman):** Attended University of Cincinnati from 2011-2012...started all 56 games at third base and batted .330 with 28 runs, one home run and 31 RBIs...named a finalist to the NCBWA Freshman All-America Team on May 30...his 76 hits were tied for sixth in the Big East, while his 16 doubles were tied for seventh...during conference play, finished among league leaders in batting (.354 - 5th), hits (40 - 3rd) and on-base percentage (.405 - 12th)...produced a team-best 13-game hitting streak from Feb. 26 vs. UMBC through March 20 at Butler during which he hit .415 (22 of 53) with 13 RBIs and .429 on-base and .547 slugging percentages...totaled three four-hit performances on the season: vs. Oakland (3/3), vs. Chicago State (3/10) and at Notre Dame (4/14)...lone home run occurred in third inning against crosstown rival Xavier (4/25)...recorded season highs of four RBIs and three runs scored after batting 4 for 5 against Chicago State (3/10)...named to the weekly Big East Honor Roll on March 6 after hitting .438 (7 for 16) with four RBIs and a .500 slugging percentage after a four-game series against Oakland (Mich.).

**High School:** Graduated high school in 2011...three-year varsity lettermen for baseball...senior captain...named to 2011 Arizona Baseball Coaches Association all-academic team, all-state first team and the Northeast Valley Conference Player of the Year his senior season after hitting .486 with a .569 on-base percentage and 53 hits, including 21 doubles and five home runs...21 doubles is second all time in school history behind former Sun Devil Ike Davis (23) and ahead of Paul Konerko (18)...recorded school-record 27-game hitting streak and a 29-game no-strikeout streak...guided Chaparral High School to Arizona 5-A II state championship in 2011...three-time varsity letter winner...in 2010 was named to Don Mattingly World Series AZ Diamondbacks Scout Team, an all-region honorable mention and an AZBCA all-academic team.

**Personal:** Majoring in finance...arents are Gary and Deb Bielek of Scottsdale, Arizona...younger sister, Jenna...nephew of former Sun Devil and six-year NFL linebacker Brett Wallerstedt...uncle Phillip was a running back for Southern Utah...says he chose ASU because of the traditions and past players...his favorite athlete of all-time is Bo Jackson and favorite Sun Devil is Ike Davis...favorite baseball moment was winning a State Championship in 2011...born June 6, 1993...full name Joseph Bielek.

**SUN DEVIL**  
**B A S E B A L L**



**Position:** Outfield/Infield  
**Bats:** R  
**Throws:** R  
**Height:** 5'8"  
**Weight:** 151  
**Year:** Redshirt Senior  
**Hometown:** Bountiful, Utah  
**High School:** Viewmont  
**Experience:** 1 Letter

#### Career Highs at Arizona State:

**Hits** 1 vs. Pacfic (3/1/13)  
**RBI** n/a  
**Runs** 1 vs. Pacfic (3/1/13)  
**Walks** n/a  
**At Bats** 1 twice, last vs. Valparaiso (4/20/13)

**2013 (Redshirt Junior):** Appeared in five games and had two at-bats, scoring a run and getting a hit...two-time Scholar Baller (Fall '12 and Spring '13)...competed for the Derby Twins of the Jayhawk League this summer.

**2012 (Junior):** Redshirted

**COLLEGIATE SUMMER LEAGUE:** Played for Team Vegas in the California Collegiate League in 2010 and 2011...two-time California Collegiate League All-Star ('10, '11)...2010 California Collegiate League First-Team selection.

**JUNIOR COLLEGE:** Played two season at Salt Lake Community College ('10, '11)...batted .335 with 31 stolen bases as the leadoff hitter his sophomore season...as a freshman in 2010, batted .341 with 21 stolen bases as the leadoff hitter...2010 Scenic West Athletic Conference (SWAC) Region 18 Second-Team member...2011 SWAC Region 18 Honorable Mention...part of a team-record 49 wins in 2011 and helped capture the Region 18 championship.

**HIGH SCHOOL:** A 2009 graduate of Viewmont High School in Bountiful, Utah...three-time All-State selection, including 2008 and 2009 First-Team member...named 2009 Senior All-Star after batting .476 as the leadoff hitter for the entire season...helped lead the team to four consecutive Region 1 championships...coached by Roger Farnsworth in baseball...three-year letterman in both baseball and football...accomplished football player, named 2007 and 2008 Viewmont HS Special Teams Player of the Year and a 2008 Region 1 First-Team selection...averaged 40.4 yards per punt.

**PERSONAL:** Exercise and wellness health promotion major...lists golf as a hobby...says making the last out to win the Region 18 championship with Salt Lake Community College is his most exciting sports moment...born July, 12, 1990, in Salt Lake City...parents are Gary and Shelley of Bountiful, Utah...full name is Kyle Jesse Bilbrey.

#### Career Stats at Arizona State:

Year	Avg.	GP	GS	AB	R	H	2B	3B	HR	RBI	SLG%	BB	HBP	SO	GDP	OBP	SB	SBA	PO	A	E	F%
2013	.500	5	0	2	1	1	0	0	0	0	.500	0	1	0	0	.667	0	0	0	0	0	.000

#### Career Stats at Salt Lake CC:

Year	Avg.	GP	GS	AB	R	H	2B	3B	HR	RBI	SLG%	BB	HBP	SO	GDP	OBP	SB	SBA	PO	A	E	F%
2010	.341	54	51	176	48	60	9	6	2	28	.494	18	19	16	0	.449	21	26	88	40	3	.977
2011	.335	63	63	227	62	76	14	1	2	43	.432	25	14	21	1	.431	31	36	107	131	10	.960

**SUN DEVIL**  
**B A S E B A L L**




Arizona State Baseball  
Individual Game-by-Game for Arizona State (as of Feb 12, 2014)

#29 Bilbrey, Kyle - 5 games (All games)

Date	Opponent	Pos	AB	R	H	RBI	2B	3B	HR	BB	SB	CS	HBP	SAC	SF	GDP	K	PO	A	E	Avg
Feb 16	BETHUNE-COOKMAN	dh	0	0	0	0	0	0	0	0	0	0	1	0	0	0	0	0	0	0	.000
Feb 17	BETHUNE-COOKMAN	pr	0	0	0	0	0	0	0	0	0	0	0	0	0	0	0	0	0	0	.000
Mar 01	vs Pacific	dh	1	1	1	0	0	0	0	0	0	0	0	0	0	0	0	0	0	0	1.000
Apr 19	VALPARAISO	2b	0	0	0	0	0	0	0	0	0	0	0	0	0	0	0	0	0	0	1.000
Apr 20	VALPARAISO	ph	1	0	0	0	0	0	0	0	0	0	0	0	0	0	0	0	0	0	.500
Totals		Ogs	2	1	1	0	0	0	0	0	0	0	1	0	0	0	0	0	0	0	.500

On base pct. .667 • Slugging pct. .500



<b>Position:</b>	Right-Handed Pitcher
<b>Bats:</b>	R
<b>Throws:</b>	R
<b>Height:</b>	6'2"
<b>Weight:</b>	179
<b>Year:</b>	Freshman
<b>Hometown:</b>	Mesa, Ariz.
<b>High School:</b>	Westwood
<b>Experience:</b>	High School


**MLB Draft:** Was selected by the New York Yankees in the 17th round (524th overall) of the 2013 MLB Draft.

**High School:** Graduated from Westwood High School in 2013...four-year varsity letterman...2013 Second Team All-League Pitcher and City Pitcher of the Year...hit two home runs and threw a complete game against Mesa High School.

**Personal:** Majoring in business (communication)...parents are Hever and Maria Bueno...has a sister, Magali...says he chose ASU because it is a prestigious university...his father was his greatest influence on his baseball career...his favorite athlete is Bo Jackson and his favorite Sun Devil athlete is Barry Bonds...birthday is Nov. 23, 1994...his full name is Hever A. Bueno.

A large, stylized Sun Devil logo in the background, featuring a yellow and red torch-like shape with a central vertical element and horizontal bars near the base.

**SUN DEVIL**  
**B A S E B A L L**



**Position:** Right Handed Pitcher  
**Bats:** R  
**Throws:** R  
**Height:** 6'4"  
**Weight:** 224  
**Year:** Sophomore  
**Hometown:** Highlands Ranch, Colo.  
**High School:** Highlands Ranch  
**Experience:** 1 Letter

#### Career Highs at Arizona State:

**Innings** 3.0 Twice, last at Arkansas (2/28/13)  
**Ks** 4 many, last at Utah (4/26/13)  
**Walks allowed** 4 at Texas Tech (3/19/13)

**USA COLLEGIATE NATIONAL TEAM (2013):** Was the 20th Sun Devil since 1984 to play for the USA Collegiate National Team...seventh consecutive Devil to play for the team (eighth since 2007)...his six saves tied a USA Baseball Collegiate National Team record...his 20 strikeouts ranked third on the team behind a pair of starters who pitched 23.2 innings and 17 innings, respectively, compared to just 9.2 for Burr...recorded the final out of the summer to give Team USA a historic five-game series sweep over the Cuban National Team (first USA team ever to defeat Cuba in five consecutive games)...he appeared in three of the team's five games against Cuba and collected two saves and seven strikeouts in 3.2 innings...overall Burr allowed just two hits and one run with a 0.93 ERA and a .067 opposing batting average over nine appearances...he did not allow a hit or a run in eight of them.

**2013 (Freshman):** Earned First Team NCBWA Freshmen All-American honors, Louisville Slugger Freshman All-American honors and honorable mention All-Pac-12 recognition...set the school's freshman single-season saves record with 12, the most of any Devil since 2010, and the most in the Pac-12 in 2013...his .141 opposing batting average was the lowest mark in school history...made 31 appearances and pitched a team-high 45 relief innings...his 60 strikeouts were second most on the team...earned four saves against top-five teams, including two vs. Arkansas and two vs. then-No. 4 UCLA...allowed six hits and five earned runs in 14.1 innings in eight games against top-five teams (three runs came in 0.2 innings against Oregon)...allowed just two hits and one run, and struck out four with three walks, and recorded one save in 3.2 postseason innings...finished a team-high 26 games, third most in Pac-12...earned four wins (against Oregon, at Cal, at Utah and Arizona)...both season-long appearances came against SEC opponents as he went three on the road at Tennessee and three against then-No. 2 Arkansas...struck out a season-high four on three occasions, including against then-No. 2 Arkansas...did not allow more than two hits in any appearance...also earned four wins and two losses...blew his first and only save opportunity on the road at Texas Tech after walking in the winning run March 19...two-time Scholar Baller honoree (Spring '13, Fall '12)...named to USA Collegiate National Team...named Mr. Fireman at the team's postseason banquet, given to team's top reliever.

**MLB Draft:** Was selected by the Texas Rangers in the 33rd round (1026th overall) of the 2012 MLB Draft.

**High School:** Lettered four years in baseball at Highlands Ranch High School...named captain his senior season...two-time All-Colroado and All-State Aflac All-American...Rawlings First Team All-American...member of Team USA 16U...Louisville Slugger All-American...had a combined 1.70 ERA and had 95+ strikeouts in consecutive seasons...topped out at 96 MPH.

**Personal:** Criminal justice major...says his father has had the biggest influence on his baseball career...chose ASU because of baseball tradition and opportunity to win a national championship.

#### Career Stats at Arizona State:

Year	ERA	G	GS	CG	W	L	SV	IP	H	R	ER	BB	SO	Opp/Avg
2013	2.20	31	0	0	4	2	12	45.0	21	12	11	23	60	.141

**SUN DEVIL**  
**B A S E B A L L**

Arizona State Baseball  
Individual Game-by-Game for Arizona State (as of Feb 12, 2014)

#32 Burr, Ryan - 8 games (All games)

Date	Opponent	Pos	AB	R	H	RBI	2B	3B	HR	BB	SB	CS	HBP	SAC	SF	GDP	K	PO	A	E	Avg
Feb 15	BETHUNE-COOKMAN	p	0	0	0	0	0	0	0	0	0	0	0	0	0	0	0	1	0	0	.000
Feb 24	at Tennessee		0	0	0	0	0	0	0	0	0	0	0	0	0	0	0	0	1	0	.000
Mar 10	LONG BEACH STATE	p	0	0	0	0	0	0	0	0	0	0	0	0	0	0	0	1	0	0	.000
Mar 30	UCLA	p	0	0	0	0	0	0	0	0	0	0	0	0	0	0	0	0	1	0	.000
Apr 20	VALPARAISO	p	0	0	0	0	0	0	0	0	0	0	0	0	0	0	0	0	1	0	.000
May 12	at California	p	0	0	0	0	0	0	0	0	0	0	0	0	0	0	0	1	0	0	.000
May 24	at Washington	p	0	0	0	0	0	0	0	0	0	0	0	0	0	0	0	0	1	0	.000
May 31	vs New Mexico	p	0	0	0	0	0	0	0	0	0	0	0	0	0	0	0	1	1	0	.000
Totals		Ogs	0	0	0	0	0	0	0	0	0	0	0	0	0	0	0	4	5	0	.000

On base pct. .000 • Slugging pct. .000

#32 Burr, Ryan - 31 appearances (All games)

Date	Opponent	GS	IP	H	R	ER	BB	SO	2B	3B	HR	WP	BK	HBP	IBB	Score	W-L	Sv	ERA	NP
Feb 15	BETHUNE-COOKMAN		2.0	0	0	0	1	3	0	0	0	0	0	0	0	5-4	0-0	0	0.00	31
Feb 24	at Tennessee		3.0	2	0	0	0	2	2	0	0	0	0	0	0	5-1	0-0	0	0.00	37
Feb 28	vs Arkansas		3.0	1	1	1	2	4	0	0	0	0	0	0	0	3-2	0-0	1	1.12	41
Mar 02	vs Arkansas		2.0	0	0	0	0	2	0	0	0	0	0	0	0	3-1	0-0	2	0.90	23
Mar 10	LONG BEACH STATE		2.0	0	0	0	0	4	0	0	0	0	0	0	0	11-2	0-0	2	0.75	17
Mar 13	NEW MEXICO		2.0	0	0	0	1	2	0	0	0	0	0	0	0	4-3	0-0	2	0.64	35
Mar 16	WASHINGTON STATE		1.0	0	0	0	0	3	0	0	0	0	0	0	0	4-1	0-0	3	0.60	7
Mar 17	WASHINGTON STATE		0.2	1	0	0	1	1	0	0	0	0	0	0	0	8-11	0-0	3	0.57	16
Mar 19	at Texas Tech		1.0	0	2	2	4	2	0	0	0	1	0	1	0	7-8	0-1	3	1.62	48
Mar 28	UCLA		1.0	0	0	0	2	1	0	0	0	0	0	0	0	4-1	0-1	4	1.53	21
Mar 29	UCLA		1.0	0	0	0	1	2	0	0	0	0	0	0	0	7-4	0-1	5	1.45	20
Mar 30	UCLA		1.0	1	0	0	0	0	0	0	0	0	0	0	0	10-12	0-1	5	1.37	9
Apr 02	at Wichita State		1.0	1	0	0	0	2	0	0	0	1	0	0	0	4-3	0-1	6	1.31	-
Apr 05	OREGON		1.1	1	0	0	0	2	0	0	0	0	0	0	0	6-5	1-1	6	1.23	18
Apr 07	OREGON		0.2	1	3	3	2	1	0	0	0	0	0	0	0	3-16	1-1	6	2.38	30
Apr 13	at Southern Cal		1.0	1	1	0	0	2	1	0	0	1	0	0	0	6-3	1-1	6	2.28	-
Apr 14	at Southern Cal		1.0	1	0	0	0	0	0	0	0	0	0	1	0	6-5	1-1	7	2.19	-
Apr 20	VALPARAISO		1.0	0	0	0	1	1	0	0	0	0	0	0	0	15-3	1-1	7	2.10	13
Apr 24	UNLV		1.0	0	0	0	1	0	0	0	0	0	0	0	0	5-2	1-1	8	2.03	11
Apr 26	at Utah		2.0	2	0	0	1	4	0	0	0	0	0	0	0	5-4	2-1	8	1.88	-
Apr 28	at Utah		1.1	0	0	0	0	1	0	0	0	0	0	0	0	9-6	2-1	9	1.80	-
Apr 30	at Arizona		1.0	0	0	0	0	2	0	0	0	0	0	0	0	7-5	2-1	10	1.74	-
May 04	STANFORD		2.2	2	2	2	3	3	1	0	0	0	0	0	0	8-9	2-2	10	2.14	65
May 11	at California		1.2	1	0	0	0	3	0	0	0	0	0	0	0	10-9	3-2	10	2.04	-
May 12	at California		1.0	2	1	1	0	0	0	0	0	0	0	0	0	10-7	3-2	10	2.23	-
May 15	TEXAS TECH		1.0	1	0	0	0	2	1	0	0	0	0	0	0	8-5	3-2	11	2.17	16
May 18	ARIZONA		1.1	0	0	0	0	3	0	0	0	0	0	0	0	6-3	4-2	11	2.09	25
May 24	at Washington		2.1	0	1	1	0	3	0	0	0	0	0	1	0	7-8	4-2	11	2.20	-
May 26	at Washington		0.1	1	0	0	0	1	0	0	0	0	0	0	0	2-7	4-2	11	2.18	-
May 31	vs New Mexico		1.1	0	0	0	1	1	0	0	0	0	0	0	0	4-3	4-2	12	2.11	21
Jun 02	at Cal State Fullerton		2.1	2	1	1	2	3	0	0	0	0	0	0	0	1-6	4-2	12	2.20	58
Totals		0	45.0	21	12	11	23	60	5	0	0	3	0	3	0	193-159	4-2	12	2.20	-





**Position:** Catcher  
**Bats:** L  
**Throws:** R  
**Height:** 6'2"  
**Weight:** 238  
**Year:** Junior  
**Hometown:** Gilbert, Ariz.  
**High School:** Gilbert  
**Experience:** 2 Letters

#### Career Highs at Arizona State:

**Hits** 3 many, last at Washington (5/25/13)  
**RBI** 6 at California (5/12/13)  
**Runs** 4 at Washington (5/25/13)  
**Walks** 4 vs Utah (5/5/12)  
**At Bats** 5 many, last, vs Valparaiso (4/20/13)

**2013 (Sophomore):** Appeared in 44 games, starting 39, including 32 at designated hitter and seven at catcher...secured the eventual game-winning hit in each of the Devils' final four regular season wins...recorded a season-high six RBI and hit a two-out grand slam in the top of the ninth inning to break open a tie game and give ASU the win at Cal on May 12...hit two home runs at Washington May 25, which tied the combined number of home runs the entire Huskies team hit at Husky Ballpark in 2013...his .407 on-base percentage ranked second on the team...scored a season-high four runs, three hits and nine total bases at Washington May 25...went 1-for-3 with a pair of RBI in the Devils' Regional win against Columbia June 2...also had three hits against both Texas Tech May 15...earned Scholar Baller recognition in Spring 2013...competed for the Newport Gulls of the New England Collegiate League this summer.

**2012 (Freshman):** Led the team with a .422 on base percentage...started 23 games at DH...led all true freshman on the team in batting average, at-bats, hits and runs...hit a go-ahead two-run double in the ninth inning to give ASU the win on the road at Gonzaga May 13...had a pinch-hit, two-out RBI single in the ninth inning to tie the game at six runs apiece in an eventual loss at Washington St. April 29...hit his first career home run vs. Utah Valley March 14...had a season-high four RBI vs. Western Michigan Feb. 19 in his first career start...took a season and team-high four walks in a win over Utah on May 5.

**High School:** A 2011 graduate of Gilbert High School...earned three letters in baseball, four in football and one in basketball...was the baseball team captain during his senior season...was named First Team All-State as a senior...his senior season hit .493 with 14 home runs.

**MLB Draft:** Was a 46th round pick (1,398th overall) of the Colorado Rockies in the 2011 MLB Draft.

**Personal:** Majoring in communications...son of Wade and Candice Causey of Gilbert...has three siblings...says 61\* is his favorite movie...lists Minnesota Vikings running back Adrian Peterson as his favorite athlete...would love to attend a FIFA World Cup...born March 6, 1993...full name is Nathaniel James Causey.

#### Career Stats at Arizona State:

Year	Avg.	GP	GS	AB	R	H	2B	3B	HR	RBI	SLG%	BB	HBP	SO	GDP	OBP	SB	SBA	PO	A	E	F%
2012	.288	31	23	80	13	23	4	1	1	15	.400	19	1	24	0	.422	1	1	2	0	0	1.000
2013	.274	44	39	135	20	37	6	1	5	26	.444	29	2	26	3	.407	1	1	42	7	2	.961
TOTAL	.279	75	62	215	33	60	10	2	6	41	.428	48	3	50	3	.413	2	2	44	7	2	.962

**SUN DEVIL**  
**B A S E B A L L**

Arizona State Baseball  
Individual Game-by-Game for Arizona State (as of Feb 12, 2014)

#11 Causey, Nathaniel - 44 games (All games)

Date	Opponent	Pos	AB	R	H	RBI	2B	3B	HR	BB	SB	CS	HBP	SAC	SF	GDP	K	PO	A	E	Avg
Feb 15	BETHUNE-COOKMAN	*dh	4	0	0	0	0	0	0	1	0	0	0	0	0	0	1	0	0	0	.000
Feb 17	BETHUNE-COOKMAN	*dh	4	0	1	0	0	0	0	1	0	0	0	0	0	0	0	0	0	0	.125
Feb 22	at Tennessee	*	3	0	1	1	0	0	0	1	0	0	0	0	0	0	1	0	0	0	.182
Feb 23	at Tennessee	*	2	0	0	0	0	0	0	2	0	0	0	0	0	0	0	7	3	1	.154
Feb 28	vs Arkansas	*dh	3	0	0	0	0	0	0	0	0	0	0	0	0	0	1	0	0	0	.125
Mar 01	vs Pacific	*dh	2	1	1	0	1	0	0	1	0	0	0	0	0	0	0	0	0	0	.167
Mar 02	vs Arkansas	*dh	3	0	1	1	1	0	0	0	0	0	0	0	0	0	2	0	0	0	.190
Mar 03	vs Gonzaga	*c	3	0	1	2	0	0	0	0	0	0	0	0	1	0	0	7	0	0	.208
Mar 09	LONG BEACH STATE-	*dh	3	0	0	0	0	0	0	1	0	0	0	0	0	0	0	0	0	0	.185
Mar 09	LONG BEACH STATE-	*c	2	1	2	0	0	0	0	1	0	0	0	0	0	0	0	6	0	0	.241
Mar 10	LONG BEACH STATE	*dh	2	1	0	0	0	0	0	2	0	0	0	0	0	0	0	0	0	0	.226
Mar 13	NEW MEXICO	*c	5	0	0	0	0	0	0	0	0	0	0	0	0	1	1	7	1	1	.194
Mar 15	WASHINGTON STATE	*dh	4	0	0	0	0	0	0	0	0	0	0	0	0	0	2	0	0	0	.175
Mar 19	at Texas Tech	*	4	0	2	1	0	0	0	0	1	0	0	0	0	0	1	5	1	0	.205
Mar 22	at Oregon State	*dh	3	0	0	0	0	0	0	0	0	0	0	0	0	0	1	0	0	0	.191
Mar 23	at Oregon State	*dh	4	0	2	0	1	0	0	0	0	0	0	0	0	0	1	0	0	0	.216
Mar 24	at Oregon State	*dh	3	0	1	0	0	0	0	1	0	0	0	0	0	0	0	0	0	0	.222
Mar 28	UCLA	*dh	3	0	0	0	0	0	0	0	0	0	0	0	0	0	1	0	0	0	.211
Mar 29	UCLA	*dh	3	2	2	1	1	0	0	1	0	0	0	0	0	0	0	1	0	0	.233
Mar 30	UCLA	ph	1	0	0	0	0	0	0	0	0	0	0	0	0	0	0	0	0	0	.230
Apr 03	at Wichita State	*dh	4	0	2	1	0	0	0	0	0	0	0	0	0	0	1	0	0	0	.246
Apr 05	OREGON	*dh	4	0	1	0	0	0	0	1	0	0	0	0	0	0	0	0	0	0	.246
Apr 07	OREGON	dh	1	0	1	0	0	0	0	0	0	0	0	0	0	0	0	0	0	0	.257
Apr 10	at UNLV	*dh	4	0	0	0	0	0	0	0	0	0	0	0	0	1	1	0	0	0	.243
Apr 12	at Southern Cal	ph	1	0	0	0	0	0	0	0	0	0	0	0	0	0	0	0	0	0	.240
Apr 13	at Southern Cal	*dh	4	1	2	1	0	0	0	0	0	0	0	0	0	0	0	0	0	0	.253
Apr 14	at Southern Cal	*dh	3	1	0	0	0	0	0	1	0	0	0	0	0	0	0	0	0	0	.244
Apr 16	at Arizona	*dh	4	0	1	2	0	0	0	1	0	0	0	0	0	0	2	0	0	0	.244
Apr 20	VALPARAISO	*c	5	0	0	1	0	0	0	0	0	0	0	0	0	0	1	8	0	0	.231
Apr 30	at Arizona	*c	3	1	1	0	0	1	0	1	0	0	0	0	0	0	0	2	2	0	.234
May 04	STANFORD	ph	0	0	0	0	0	0	0	1	0	0	0	0	0	0	0	0	0	0	.234
May 11	at California	ph/dh	1	0	0	0	0	0	0	1	0	0	0	0	0	0	0	0	0	0	.232
May 12	at California	*dh	4	2	2	6	0	0	1	0	0	0	1	0	0	0	0	0	0	0	.242
May 15	TEXAS TECH	*dh	4	1	3	4	0	0	1	1	0	0	0	0	0	0	0	0	0	0	.262
May 17	ARIZONA	*dh	4	0	1	0	0	0	0	1	0	0	0	0	0	0	0	0	0	0	.262
May 18	ARIZONA	*dh	3	1	1	1	0	0	0	1	0	0	0	0	0	0	1	0	0	0	.264
May 19	ARIZONA	*dh	4	1	0	0	0	0	0	0	0	0	1	0	0	1	1	0	0	0	.254
May 24	at Washington	*dh	3	2	2	0	1	0	0	1	0	0	0	0	0	0	1	0	0	0	.265
May 25	at Washington	*dh	4	4	3	2	0	0	2	2	0	0	0	0	0	0	1	0	0	0	.281
May 26	at Washington	*dh	1	0	1	0	1	0	0	3	0	0	0	0	0	0	0	0	0	0	.287
May 31	vs New Mexico	*dh	3	0	0	0	0	0	0	1	0	0	0	0	0	0	0	0	0	0	.280
Jun 01	at Cal State Fullerton	*dh	4	0	0	0	0	0	0	0	0	0	0	0	0	0	3	0	0	0	.271
Jun 02	at Columbia	*	3	1	1	2	0	0	1	1	0	0	0	0	0	0	0	0	0	0	.273
Jun 02	at Cal State Fullerton	*	3	0	1	0	0	0	0	0	0	0	0	0	0	0	1	0	0	0	.274
Totals		39gs	135	20	37	26	6	1	5	29	1	0	2	0	1	3	26	42	7	2	.274


On base pct. .407 • Slugging pct. .444

2012 Arizona State Sun Devil Baseball  
Individual Game-by-Game for Arizona State (as of Jun 03, 2012)

#11 Causey, Nathaniel - 31 games (All games)

Date	Opponent	Pos	AB	R	H	RBI	2B	3B	HR	BB	SB	CS	HBP	SAC	SF	GDP	K	PO	A	E	Avg
Feb 17	WESTERN MICHIGAN		0	0	0	0	0	0	0	1	0	0	0	0	0	0	0	0	0	0	.000
Feb 18	WESTERN MICHIGAN		1	0	0	0	0	0	0	0	0	0	0	0	0	0	0	0	0	0	.000
Feb 19	WESTERN MICHIGAN	*	2	1	1	4	0	1	0	3	0	0	0	0	0	0	0	0	0	0	.333
Feb 24	UC RIVERSIDE		0	0	0	0	0	0	0	0	0	0	0	0	0	0	0	0	0	0	.333
Feb 26	UC RIVERSIDE	*	3	0	2	1	0	0	0	0	0	0	0	0	1	0	0	0	0	0	.500
March 1	2 vs Saint Louis		1	0	0	0	0	0	0	0	0	0	0	0	0	0	0	0	0	0	.429
Mar 03	vs Winthrop		1	1	0	0	0	0	0	1	0	0	0	0	0	0	1	0	0	0	.375
Mar 11	at Long Beach State	*	4	0	1	0	0	0	0	0	0	0	0	0	0	0	3	0	0	0	.333
Mar 13	UTAH VALLEY		1	0	1	0	0	0	0	0	0	0	0	0	0	0	0	1	0	0	.385
Mar 14	UTAH VALLEY	*	4	1	1	2	0	0	1	0	0	0	0	0	0	0	0	0	0	0	.353
Mar 28	CAL STATE FULLERT	*	3	1	2	1	0	0	0	1	1	0	0	0	0	0	0	0	0	0	.400
Mar 31	at Oregon-1	*dh	3	0	0	0	0	0	0	0	0	0	0	0	0	0	1	0	0	0	.348
Mar 31	at Oregon-2	*dh	4	0	0	0	0	0	0	0	0	0	0	0	0	0	2	0	0	0	.296
Apr 01	at Oregon	*dh	5	0	1	0	0	0	0	0	0	0	0	0	0	0	3	0	0	0	.281
Apr 05	OREGON STATE	*dh	3	1	0	0	0	0	0	1	0	0	0	0	0	0	1	0	0	0	.257
Apr 09	at Lobos	c	1	0	0	0	0	0	0	0	0	0	0	0	0	0	0	1	0	0	.250
Apr 10	at Lobos	*dh	4	0	0	0	0	0	0	0	0	0	0	0	0	0	2	0	0	0	.225
Apr 29	at Washington State		1	0	1	1	0	0	0	0	0	0	0	0	0	0	0	0	0	0	.244
May 04	UTAH	*	3	1	1	1	1	0	0	0	0	0	0	0	0	0	0	0	0	0	.250
May 05	UTAH	*	1	2	0	0	0	0	0	4	0	0	0	0	0	0	1	0	0	0	.244
May 06	UTAH	*	2	1	0	0	0	0	0	1	0	0	0	0	0	0	0	0	0	0	.234
May 11	at GONZAGA BULLDO	*dh	2	1	1	0	0	0	0	2	0	0	0	0	0	0	0	0	0	0	.245
May 12	at GONZAGA BULLDO	*dh	5	0	2	1	1	0	0	0	0	0	0	0	0	0	1	0	0	0	.259
May 13	at GONZAGA BULLDO	*dh	3	0	3	2	1	0	0	1	0	0	0	0	0	0	0	0	0	0	.298
May 16	ARIZONA	*	4	1	1	0	0	0	0	0	0	0	0	0	0	0	2	0	0	0	.295
May 18	WASHINGTON	*	4	1	2	0	1	0	0	0	0	0	0	0	0	0	1	0	0	0	.308
May 19	WASHINGTON	*	4	0	1	1	0	0	0	0	0	0	0	0	0	0	1	0	0	0	.304
May 20	WASHINGTON	*	2	0	1	1	0	0	0	0	0	0	0	1	1	0	0	0	0	0	.310
May 25	at Arizona	*dh	3	0	0	0	0	0	0	1	0	0	0	0	0	0	1	0	0	0	.297
May 26	at Arizona	*dh	4	1	1	0	0	0	0	0	0	0	1	0	0	0	3	0	0	0	.295
May 27	at Arizona	*dh	2	0	0	0	0	0	0	3	0	0	0	0	0	0	1	0	0	0	.287
Totals		23gs	80	13	23	15	4	1	1	19	1	0	1	1	2	0	24	2	0	0	.287

On base pct. .422 • Slugging pct. .400




<b>Position:</b>	Catcher
<b>Bats:</b>	R
<b>Throws:</b>	R
<b>Height:</b>	5'9"
<b>Weight:</b>	186
<b>Year:</b>	Freshman
<b>Hometown:</b>	Montville, New Jersey
<b>High School:</b>	Bergen Catholic
<b>Experience:</b>	High School

**High School:** Graduated from Bergen Catholic in 2013...four-year varsity letterman...two year team captain...earned 2013 All State, All County, All League and Bergen County Player of the Year honors...started in the 2013 NJ All Star game...received All County and All League honors in 2012...batted .524 with 30 RBI, four home runs, 11 doubles, two triples and 37 runs scored, and had a .627 on-base percentage and .854 slugging percentage...ended a pair of undefeated teams' seasons (Don Bosco Prep at 25-0 and St. Joseph's at 18-0).

**Personal:** Parents are Anthony Cerbo and Lisa Coscia...has three brothers, Sam (an ASU student coach), AJ, and Giordan...majoring in exploratory...says he chose ASU to fulfill a life long dream to play baseball, and also for the weather and history of ASU's baseball program...says his brother Sam and his dad Tony have been the biggest influences on his baseball career...his favorite baseball player is Ivan "Pudge" Rodriguez and his favorite Sun Devil of all time is Dustin Pedroia...born on Dec. 23, 1994... full name is Zachary Edward Cerbo.

**SUN DEVIL**  
**B A S E B A L L**






**Position:** Left-Handed Pitcher  
**Bats:** L  
**Throws:** L  
**Height:** 5'10"  
**Weight:** 178  
**Year:** Redshirt Freshman  
**Hometown:** Paradise Valley, Ariz.  
**High School:** Chaparral  
**Experience:** Redshirt

**High School:** A 2012 graduate of Chaparral High School...four-year varsity letterman, one-year team captain...2012 All-City DH...2012 2nd team All-State DH...helped lead his team to back-to-back State Championships...had a .442 BA with nine home runs his junior season and .420 BA with eight home runs his senior year.

**Personal:** Parents are Tom and Melissa Diamond...is majoring in Communications...says he chose ASU because it has the best tradition of any college...says his dad has been the biggest influence on his baseball career...has two older brothers, Mike and Jack...both play baseball, Mike at Point Loma Nazarene and Jack at PVCC...favorite Sun Devil of all time is Barry Bonds and favorite athlete is Josh Hamilton...claims he is the arm wrestling champion on the team...born on September 17, 1993...full name Nicholas Thomas Diamond.

**SUN DEVIL**  
**B A S E B A L L**



**Position:** Infield  
**Bats:** L  
**Throws:** L  
**Height:** 6'1"  
**Weight:** 206  
**Year:** Sophomore  
**Hometown:** Danville, Calif.  
**High School:** Monte Vista  
**Experience:** 1 Letter

#### Career Highs at Arizona State:

**Hits** 1 many times, last vs Valparaiso (4/20/13)  
**RBI** 1 at Tennessee (2/23/13)  
**Runs** 1 many times, last vs Valparaiso (4/20/13)  
**Walks** n/a  
**At Bats** 4 at Tennessee (2/23/13)

**2013 (Freshman):** Appeared in four games, starting one at designated hitter...recorded a hit in all four appearances and scored in three of them...had his only career RBI and home run in his only career start at Tennessee.

**High School:** Lettered four years in baseball...was team captain his senior season...two-time All-League honoree (2011, 2012)...two-time All American (2011, 2012)...named to the school's honor roll his senior year...was the starting first baseman for Team USA 14U...lists his most exciting moment in sports as winning a gold medal in Guatemala for Team USA 14U and hitting the walk-off home run against current Stanford pitcher John Hochstatter...as a pitcher, his most exciting moment was getting current Nationals outfielder Bryce Harper.

**Personal:** Communications major...chose ASU because it has always felt like home. He took a tour of the stadium with his traveling team in 8th grade and fell in love...says his dad, Caleb Cooper and Gregg Jefferies have had the biggest influence on his baseball career...his jersey number is based off the movie "Rudy" because he strives to have the same work ethic as Rudy...has a passion for music and spending time with his family...enjoys lifting weights and listening to music...most played song on iPod is "Get Her Tho" by Tyga ft. Dlo...would like to learn construction management and/or psychology...favorite team is the New York Yankees and favorite athlete is Derek Jeter...parents are Todd and Dina DiMartino...has a sister, Nicole...born on July 20, 1993...full name is Anthony J. DiMartino.

#### Career Stats at Arizona State:

Year	Avg.	GP	GS	AB	R	H	2B	3B	HR	RBI	SLG%	BB	HBP	SO	GDP	OBP	SB	SBA	PO	A	E	F%
2013	.571	4	1	7	3	4	0	0	1	1	1.000	0	0	1	0	.571	0	0	1	0	1	.500


**SUN DEVIL**  
**B A S E B A L L**

Arizona State Baseball  
Individual Game-by-Game for Arizona State (as of Feb 12, 2014)

#45 DiMartino, Tony - 4 games (All games)

Date	Opponent	Pos	AB	R	H	RBI	2B	3B	HR	BB	SB	CS	HBP	SAC	SF	GDP	K	PO	A	E	Avg
Feb 16	BETHUNE-COOKMAN	1b	1	0	1	0	0	0	0	0	0	0	0	0	0	0	0	1	0	1	1.000
Feb 23	at Tennessee	*	4	1	1	1	0	0	1	0	0	0	0	0	0	0	1	0	0	0	.400
Apr 19	VALPARAISO	ph	1	1	1	0	0	0	0	0	0	0	0	0	0	0	0	0	0	0	.500
Apr 20	VALPARAISO	ph	1	1	1	0	0	0	0	0	0	0	0	0	0	0	0	0	0	0	.571
Totals		1gs	7	3	4	1	0	0	1	0	0	0	0	0	0	0	1	1	0	1	.571

On base pct. .571 • Slugging pct. 1.000



**Position:** Infielder  
**Bats:** L  
**Throws:** R  
**Height:** 6'4"  
**Weight:** 205  
**Year:** Sophomore  
**Hometown:** Parkland, Fla.  
**High School:** Calvary Christian Academy  
**Experience:** 1 Letter

#### Career Highs at Arizona State:

**Hits** 4 vs Valparaiso (4/20/13)  
**RBI** 3 many, last at Arizona (4/30/13)  
**Runs** 3 at Washington (5/25/13)  
**Walks** 4 vs Arizona (4/16/13)  
**At Bats** 5 many, last, at Washington (5/25/13)

**2013 (Freshman):** Appeared in 44 games and led all freshmen with 36 starts, including 35 at first base and one at third base...batted .302 on the season, which was fourth-best on the team and ranks among the top freshmen marks in school history...secured a .397 on-base percentage, third-best on the team...added 38 hits, including seven doubles and two homes, and 25 RBI...had six multi-hit games, including a season-best four hits vs. Valparaiso April 20, and seven multi-RBI games...his first career homer was a two-run home run with two outs in the bottom of the ninth to send an eventual loss to UCLA into extra innings March 30...scored a season-high three runs at Washington May 25...had three RBI in three games, including a pair of Pac-12 contests...was walked four times at Arizona April 16...two-time Scholar Baller honoree (Spring '13, Fall '12)...joined teammate RJ Ybarra as the fourth pair of freshmen teammates since 2006 to bat over .300 in a single season and joins a list of other Devil freshmen that includes Ike Davis, Brett Wallace, Dustin Pedroia and Willie Bloomquist,...competed for the Ocean State Waves in the New England Collegiate League during Summer 2013.

**High School:** Named a Perfect Game World Showcase Top Prospect in 2011 and 2012...Perfect Game Preseason All-American...2011 All-County team...led the Spring League in stolen bases...2011 Boston Red Sox scout team...Under Armour Preseason All-American...hit .340 with two home runs and led the league in runs scored (47), walks (43), stolen bases (40) and OBP (.512) his senior year...most exciting moment in sports was hitting three home runs back-to-back-to-back his junior year...runs a 6.70 60-yard dash...can throw 90 from third base...was on Principal's All-Academic list all four years...graduated with a 4.09 GPA.

**Personal:** Majoring in business communications...says he chose ASU because it is the best baseball program in the nation and it's business school is highly ranked...his parents and his brother have had the biggest influence on his baseball career...his favorite athletes are Evan Longoria and Josh Hamilton...favorite person to follow on Twitter is Conan O'Brien...enjoys making beats, playing the drums, surfing, ping pong and working out...would love to learn how to fly a helicopter...parents are David Sr. and Deborah DiNatale...brother David played three years of baseball at Miami (Fla.), and was drafted by the Colorado Rockies and played several years in the minor leagues...born on March 26, 1993...full name is Dalton Christopher DiNatale.

#### Career Stats at Arizona State:

Year	Avg.	GP	GS	AB	R	H	2B	3B	HR	RBI	SLG%	BB	HBP	SO	GDP	OBP	SB	SBA	PO	A	E	F%
2013	.302	44	36	126	26	38	7	0	2	25	.405	18	6	30	2	.397	3	5	349	33	6	.985

**SUN DEVIL**  
**B A S E B A L L**




Arizona State Baseball  
Individual Game-by-Game for Arizona State (as of Feb 12, 2014)

#13 Dinatale, Dalton - 44 games (All games)

Date	Opponent	Pos	AB	R	H	RBI	2B	3B	HR	BB	SB	CS	HBP	SAC	SF	GDP	K	PO	A	E	Avg
Feb 16	BETHUNE-COOKMAN	3b	1	1	1	0	0	0	0	1	0	0	0	0	0	0	0	0	1	0	1.000
Feb 23	at Tennessee	*	4	0	1	0	0	0	0	1	1	0	0	0	0	0	1	0	2	1	.400
Mar 01	vs Pacific	3b	1	0	1	0	0	0	0	0	0	0	0	0	0	0	0	0	0	0	.500
Mar 09	LONG BEACH STATE-	ph	1	0	0	1	0	0	0	0	0	0	0	0	0	0	0	0	0	0	.429
Mar 10	LONG BEACH STATE	*1b/3b	3	0	1	1	1	0	0	1	0	0	0	0	0	0	1	5	0	0	.400
Mar 13	NEW MEXICO	*1b	2	0	0	0	0	0	0	0	0	0	0	0	0	0	1	9	0	0	.333
Mar 19	at Texas Tech		2	0	0	0	0	0	0	0	0	0	0	0	0	0	0	6	0	0	.286
Mar 29	UCLA	*1b	3	0	1	1	0	0	0	0	0	0	0	0	1	0	2	10	0	0	.294
Mar 30	UCLA	ph/1b	2	1	1	2	0	0	1	1	0	0	0	0	0	0	0	5	0	0	.316
Apr 03	at Wichita State	*1b	4	0	0	0	0	0	0	0	0	0	0	0	0	0	1	11	0	0	.261
Apr 05	OREGON	*1b	3	0	1	0	0	0	0	1	0	0	0	0	0	0	0	13	1	1	.269
Apr 06	OREGON	ph/1b	2	0	2	3	1	0	0	0	0	0	0	0	0	0	0	3	0	0	.321
Apr 07	OREGON	*1b	2	0	1	1	0	0	0	1	0	0	0	0	0	0	1	6	1	1	.333
Apr 10	at UNLV	*1b	4	1	2	0	1	0	0	0	0	0	0	0	0	0	1	5	0	0	.353
Apr 12	at Southern Cal	*1b	2	0	0	0	0	0	0	0	0	0	1	0	0	0	0	12	0	0	.333
Apr 13	at Southern Cal	*1b	4	1	1	0	0	0	0	0	0	0	0	0	0	0	1	7	0	1	.325
Apr 14	at Southern Cal	*1b	3	1	1	2	1	0	0	1	0	0	0	0	0	0	0	6	0	0	.326
Apr 16	at Arizona	*1b	0	1	0	0	0	0	0	4	0	0	1	0	0	0	0	9	0	0	.326
Apr 19	VALPARAISO	*1b	1	1	0	1	0	0	0	1	0	0	0	0	1	0	1	8	1	0	.318
Apr 20	VALPARAISO	*1b/3b	4	2	4	3	0	0	0	0	0	0	0	0	1	0	0	4	1	0	.375
Apr 21	VALPARAISO	*1b	4	0	0	0	0	0	0	0	0	0	0	0	0	0	1	9	2	0	.346
Apr 24	UNLV	*1b	3	0	0	0	0	0	0	1	0	0	0	0	0	1	1	8	0	0	.327
Apr 26	at Utah	*1b	5	0	2	0	0	0	0	0	0	1	0	0	0	0	3	13	1	0	.333
Apr 27	at Utah	*1b	3	0	1	0	0	0	0	0	0	0	0	1	0	0	0	11	1	0	.333
Apr 28	at Utah	1b	1	1	1	1	0	0	0	0	0	0	0	0	1	0	0	4	1	0	.344
Apr 30	at Arizona	*1b	2	0	1	3	0	0	0	1	0	0	1	0	1	0	0	9	1	0	.348
May 03	STANFORD	*1b	4	1	0	0	0	0	0	0	0	0	0	0	0	0	2	7	1	0	.329
May 04	STANFORD	*1b	3	2	1	0	0	0	0	1	1	0	0	0	0	0	1	12	1	0	.329
May 05	STANFORD	*1b	4	1	1	0	1	0	0	0	0	0	1	0	0	0	1	10	0	0	.325
May 10	at California	*1b	4	0	1	0	0	0	0	0	0	0	0	0	0	0	1	12	0	0	.321
May 11	at California	*1b	3	2	0	0	0	0	0	0	1	0	0	0	0	0	0	6	5	1	.310
May 12	at California	pr/1b	0	1	0	0	0	0	0	1	0	0	0	0	0	0	0	4	1	0	.310
May 15	TEXAS TECH	*1b	4	0	1	0	0	0	0	0	0	1	0	0	0	0	2	10	0	0	.307
May 17	ARIZONA	*1b	5	1	1	0	0	0	0	0	0	0	0	0	0	0	2	13	1	0	.301
May 18	ARIZONA	*1b	4	0	1	1	0	0	0	0	0	0	0	0	0	0	2	14	2	0	.299
May 19	ARIZONA	*1b	2	1	0	0	0	0	0	1	0	0	1	0	0	0	1	11	2	0	.293
May 21	BRIGHAM YOUNG	*1b	3	1	2	1	0	0	1	0	0	0	0	0	0	0	0	7	3	1	.304
May 24	at Washington	*1b	4	1	1	2	0	0	0	0	0	0	0	0	1	0	0	13	0	0	.302
May 25	at Washington	*1b	5	3	3	2	1	0	0	0	0	0	0	0	0	0	1	11	0	0	.315
May 26	at Washington	*1b	4	0	1	0	1	0	0	0	0	0	0	0	0	0	1	12	1	0	.313
May 31	vs New Mexico	*1b	3	0	0	0	0	0	0	0	0	0	0	0	0	1	0	10	0	0	.305
Jun 01	at Cal State Fullerton	*1b	3	0	1	0	0	0	0	0	0	0	0	0	0	0	0	7	0	0	.306
Jun 02	at Columbia	*	2	2	0	0	0	0	0	1	0	0	1	0	0	0	0	9	3	0	.301
Jun 02	at Cal State Fullerton	*	3	0	1	0	0	0	0	0	0	0	0	0	0	0	1	8	0	0	.302
Totals		36gs	126	26	38	25	7	0	2	18	3	2	6	1	6	2	30	349	33	6	.302

On base pct. .397 • Slugging pct. .405




<b>Position:</b>	Right-Handed Pitcher
<b>Bats:</b>	R
<b>Throws:</b>	R
<b>Height:</b>	6'0"
<b>Weight:</b>	154
<b>Year:</b>	Freshman
<b>Hometown:</b>	El Paso, Texas
<b>High School:</b>	Montwood
<b>Experience:</b>	High School

**High School:** Graduated from Montwood High School earned four varsity letters in baseball and was a two-year team captain...2012 and 2013 All-State player ...four time All-District player...named All-City three times (2010, 2012, 2013)...two-time MVP El Paso (2013, 2013)...2013 El Paso Male Athlete, 2013 Mr. Baseball El Paso...four-time All Academic selection...recorded a .62 ERA in 67 innings pitched and threw 109 strikeouts, including a single-game best 16, his senior season...threw a no-hitter as a freshman against the returning state champions to secure his team a spot in the state playoffs.

**Personal:** Parents are Mario and Lourdez Erives... has a brother, Diego, and sister, Eileen...majoring in biological science...says he chose ASU because it has always been his dream to play here...says his family have been his biggest influence of his baseball career...his all time favorite athlete is Mariano Rivera and his favorite Sun Devil is Dustin Pedroia...born June 21, 1995...full name is Eder Adrian Erives.

**SUN DEVIL**  
**B A S E B A L L**




**Position:** Infielder  
**Bats:** R  
**Throws:** R  
**Height:** 5'9"  
**Weight:** 158  
**Year:** Freshman  
**Hometown:** Chandler, Ariz.  
**High School:** Casa Grande Union  
**Experience:** High School

**Legacy Devil:** Father Tim was an infielder for the Sun Devils in 1986 and 1987 before joining the coaching staff in 1988. Tim spent nine years as an assistant at ASU as well as eight seasons as the head coach at the University of Utah before being named head coach at Arizona State in 2010...younger brother of Tucker, a current member of the Sun Devil baseball team, and grandson of Micheal, a former player at ASU...is one of eight Legacy Devils on the 2014 team, along with his older brother, Tucker, and Trever Allen, David Graybill, Colin Ashworth, Mark Lambson, Emilio Torrez and Joey Bielek.

**High School:** Graduated from Casa Grande Union in 2013...was a three-year varsity letterman in baseball...was a team captain his senior year...named First Team All-State and First Team All Section, as well as a Second Team All-American, in 2013...Second Team All Section in 2012...2011 All Section Honorable Mention...batted .330 as a sophomore, .380 as a junior, and .490 with 28 extra base hits a senior, including 17 doubles, six triples and five home runs.

**Personal:** Majoring in exploratory life sciences...parents are Tim and Joell Esmay...has older brother, Tucker, who is a member of the Sun Devil baseball team...grandfather, Micheal, and father, Tim, played baseball at ASU...says he went to ASU because his family bleeds maroon and gold, so he wanted to be a part of it... his biggest influence were his parents: his dad for teaching him the game and his mom for feeding him bucket after bucket of baseballs...his favorite athlete of all time is Dustin Pedroia and his favorite Sun Devil is Tim Esmay...birthday is Jan. 19, 1995...full name is Cooper Scott Esmay.

**SUN DEVIL**  
**B A S E B A L L**



**Position:** Infield  
**Bats:** R  
**Throws:** R  
**Height:** 5'8"  
**Weight:** 154  
**Year:** Redshirt Junior  
**Hometown:** Casa Grande, Ariz.  
**High School:** Casa Grande  
**Experience:** 2 Letters

#### Career Highs at Arizona State:

**Hits** 2 vs Winthrop (3/2/12)  
**RBI** 1 twice, last vs Utah (5/5/12)  
**Runs** 2 vs Winthrop (3/2/12)  
**Walks** 1 many, last vs Valparaiso (4/20/13)  
**At Bats** 5 vs Winthrop (3/2/12)

**Legacy Devils:** Tucker's father Tim was an infielder for the Sun Devils in 1986 and 1987 before joining the coaching staff in 1988. Tim spent nine years as an assistant at ASU as well as eight seasons as the head coach at the University of Utah before being named head coach at Arizona State in 2010...is one of eight Legacy Devils on the 2014 team, along with his younger brother, Cooper, and Trevor Allen, David Graybill, Mark Lambson, Colin Ashworth, Emilio Torrez and Joey Bielek...was one of four Legacy Devils on the 2013 team, along with Trevor Allen, Michael Benjamin and David Graybill, and Emilio Torrez is the younger brother of Raoul and Riccio...was one of four Legacy Devils on the 2012 team along with Allen, Benjamin and Jake Wakamatsu.

**2013 (RS Sophomore):** Appeared in 17 games, making one start at second base...scored four runs in 12 at-bats...earned Scholar Baller recognition in Spring 2013.

**2012 (RS Freshman):** Appeared in 23 games, including two starts at third base...secured his first career hit and RBI with a run-scoring single against Western Michigan Feb. 19...had two hits and scored two runs in a season-high five at-bats vs. Winthrop March 3...was also used as a pinch runner and a reserve second baseman.

**2011 (Freshman):** Utilized his redshirt season.

**High School:** A 2010 graduate of Casa Grande Union High School...earned three varsity letters in both baseball and golf...was twice the captain of the baseball team...earned First Team All-Conference honors as a junior and a senior...played in the 2010 5A-1 All-Star Game...in a game against Deer Valley, threw a complete game and hit a three-run homer.

**Personal:** Parents are Tim and Joell Esmay of Casa Grande, Arizona...has a younger brother, Cooper...both he and Cooper were bat boys for the Sun Devils...lists Gerard Butler as his favorite actor and Sandra Bullock as is favorite actress...says Bull Durham is his favorite movie...if given the opportunity, would enjoy sharing dinner with Ozzie Smith, Nomar Garciaparra, Derek Jeter and Babe Ruth...says former Devil and current Boston Red Sox second baseman Dustin Pedroia is his favorite athlete...born August 10, 1992...full name is Tucker John Esmay.

#### Career Stats at Arizona State:

Year	Avg.	GP	GS	AB	R	H	2B	3B	HR	RBI	SLG%	BB	HBP	SO	GDP	OBP	SB	SBA	PO	A	E	F%
2012	.176	23	2	17	3	3	0	0	0	2	.176	2	0	4	0	.250	2	3	6	11	1	.944
2013	.000	17	1	12	4	0	0	0	0	0	.000	2	0	0	0	.143	0	0	4	8	1	.923
Total	.103	40	3	29	7	3	0	0	0	2	.103	4	0	4	0	.206	2	3	10	19	2	.935

**SUN DEVIL**  
**B A S E B A L L**



Arizona State Baseball  
Individual Game-by-Game for Arizona State (as of Feb 12, 2014)

#6 Esmay, Tucker - 17 games (All games)

Date	Opponent	Pos	AB	R	H	RBI	2B	3B	HR	BB	SB	CS	HBP	SAC	SF	GDP	K	PO	A	E	Avg
Feb 16	BETHUNE-COOKMAN	2b	2	0	0	0	0	0	0	0	0	0	0	0	0	0	0	3	1	0	.000
Feb 23	at Tennessee		1	0	0	0	0	0	0	0	0	0	0	0	0	0	0	0	0	0	.000
Feb 24	at Tennessee	*	4	0	0	0	0	0	0	0	0	0	0	0	0	0	0	0	4	0	.000
Mar 01	vs Pacific	2b	1	0	0	0	0	0	0	0	0	0	0	0	0	0	0	0	1	0	.000
Mar 09	LONG BEACH STATE-	2b	0	0	0	0	0	0	0	0	0	0	0	0	0	0	0	0	1	0	.000
Mar 10	LONG BEACH STATE	2b	1	0	0	0	0	0	0	0	0	0	0	0	0	0	0	0	0	0	.000
Apr 05	OREGON	pr	0	0	0	0	0	0	0	0	0	0	0	0	0	0	0	0	0	0	.000
Apr 06	OREGON	2b	0	0	0	0	0	0	0	0	0	0	0	0	0	0	0	0	0	1	.000
Apr 07	OREGON	ph/2b	1	0	0	0	0	0	0	0	0	0	0	0	0	0	0	0	0	0	.000
Apr 10	at UNLV	2b	0	0	0	0	0	0	0	0	0	0	0	0	0	0	0	1	0	0	.000
Apr 19	VALPARAISO	ph/3b	0	1	0	0	0	0	0	1	0	0	0	0	0	0	0	0	0	0	.000
Apr 20	VALPARAISO	ph/2b	1	1	0	0	0	0	0	1	0	0	0	0	0	0	0	0	1	0	.000
Apr 28	at Utah	pr	0	1	0	0	0	0	0	0	0	0	0	0	0	0	0	0	0	0	.000
Apr 30	at Arizona	pr	0	0	0	0	0	0	0	0	0	0	0	0	0	0	0	0	0	0	.000
May 04	STANFORD	pr	0	0	0	0	0	0	0	0	0	0	0	0	0	0	0	0	0	0	.000
May 24	at Washington	pr	0	1	0	0	0	0	0	0	0	0	0	0	0	0	0	0	0	0	.000
May 25	at Washington	2b	1	0	0	0	0	0	0	0	0	0	0	0	0	0	0	0	0	0	.000
Totals		1gs	12	4	0	0	0	0	0	2	0	0	0	0	0	0	0	4	8	1	.000


On base pct. .143 • Slugging pct. .000

2012 Arizona State Sun Devil Baseball  
Individual Game-by-Game for Arizona State (as of Jun 03, 2012)

#6 Esmay, Tucker - 23 games (All games)

Date	Opponent	Pos	AB	R	H	RBI	2B	3B	HR	BB	SB	CS	HBP	SAC	SF	GDP	K	PO	A	E	Avg
Feb 17	WESTERN MICHIGAN		1	0	0	0	0	0	0	0	0	0	0	0	0	0	1	0	1	0	.000
Feb 18	WESTERN MICHIGAN		0	0	0	0	0	0	0	1	0	0	0	0	0	0	0	1	2	0	.000
Feb 19	WESTERN MICHIGAN		2	0	1	1	0	0	0	0	0	0	0	0	0	0	0	1	0	0	.333
Feb 24	UC RIVERSIDE		1	0	0	0	0	0	0	0	0	0	0	0	0	0	0	0	0	0	.250
Feb 25	UC RIVERSIDE		0	0	0	0	0	0	0	0	1	0	0	0	0	0	0	0	0	0	.250
Feb 26	UC RIVERSIDE		1	0	0	0	0	0	0	0	0	0	0	0	0	0	0	0	0	0	.200
March 1	2 vs Saint Louis		0	0	0	0	0	0	0	0	0	0	0	0	0	0	0	0	0	0	.200
Mar 02	vs Northern Illinois		0	0	0	0	0	0	0	0	0	0	0	0	0	0	0	0	0	0	.200
Mar 03	vs Winthrop		5	2	2	0	0	0	0	0	1	0	0	0	0	0	1	1	1	1	.300
Mar 04	vs Saint Mary's		0	0	0	0	0	0	0	0	0	0	0	0	0	0	0	0	0	0	.300
Mar 09	at Long Beach State		0	0	0	0	0	0	0	0	0	0	0	0	0	0	0	0	0	0	.300
Mar 11	at Long Beach State		0	1	0	0	0	0	0	0	0	0	0	0	0	0	0	0	0	0	.300
Mar 13	UTAH VALLEY		1	0	0	0	0	0	0	0	0	0	0	0	0	0	0	1	1	0	.273
Mar 14	UTAH VALLEY	*	3	0	0	0	0	0	0	0	0	0	0	0	0	0	1	0	1	0	.214
Mar 24	CALIFORNIA		0	0	0	0	0	0	0	0	0	0	0	0	0	0	0	0	0	0	.214
Mar 28	CAL STATE FULLERT	*	2	0	0	0	0	0	0	1	0	0	0	0	0	0	1	1	1	0	.188
Apr 06	OREGON STATE	pr	0	0	0	0	0	0	0	0	0	1	0	0	0	0	0	0	0	0	.188
Apr 09	at Lobos	2b	1	0	0	0	0	0	0	0	0	0	0	0	0	0	0	1	0	0	.176
Apr 21	at Stanford	pr	0	0	0	0	0	0	0	0	0	0	0	0	0	0	0	0	0	0	.176
Apr 29	at Washington State		0	0	0	0	0	0	0	0	0	0	0	0	0	0	0	0	0	0	.176
May 05	UTAH		0	0	0	1	0	0	0	0	0	0	0	0	1	0	0	0	2	0	.176
May 12	at GONZAGA BULLDO	2b	0	0	0	0	0	0	0	0	0	0	0	0	0	0	0	0	2	0	.176
May 13	at GONZAGA BULLDO	pr	0	0	0	0	0	0	0	0	0	0	0	0	0	0	0	0	0	0	.176
Totals		2gs	17	3	3	2	0	0	0	2	2	1	0	0	1	0	4	6	11	1	.176

On base pct. .250 • Slugging pct. .176



**Position:** Right Handed Pitcher  
**Bats:** R  
**Throws:** R  
**Height:** 6'4"  
**Weight:** 214  
**Year:** Junior  
**Hometown:** Hollister, Calif.  
**High School:** San Benito  
**Experience:** 2 Letters

#### Career Highs at Arizona State:

**Innings** 5.0 vs USC (4/7/12)  
**Ks** 7 vs Utah Valley (3/14/12)  
**Walks allowed** 6 vs Bethune-Cookman (2/17/13)

**2013 (Sophomore):** Made 28 appearances and finished with a 2-2 record and one save...started the first Sunday game of the season before moving to the bullpen for the duration of the season...had a stretch of seven scoreless appearances from April 24 to May 10...did not allow a run in 20 of his appearances and did not allow a hit in 13...Honorable Mention Pac-12 All-Academic...recorded his first career save on May 5 against Stanford...tossed 34.2 innings with 28 strikeouts and 17 walks...his .230 opposing batting average was the fourth lowest on the team...threw a season-high four innings and struck out a season-high five against Oregon April 7...allowed just one hit in 3.2 scoreless relief innings across consecutive road wins over USC April 13-14, including two scoreless innings April 13...threw one perfect inning June 2 against Columbia in his first NCAA Regional action...two-time Scholar Baller honoree (Spring '13, Fall '12)...competed for the Newport Gulls of the New England Collegiate League this summer.

**2012 (Freshman):** Made 13 appearances, including 10 starts...third on the team with starts and fourth with 39.1 innings pitched...first on the team among true freshmen in innings pitched, appearances and strikeouts...made his first career start vs. UC Riverside on Feb. 25 and gave up two runs on three hits while striking three and walking three in the loss...recorded a season-high seven strikeouts in five innings in a start vs. Utah Valley March 14...earned his first collegiate victory after giving up no earned runs on five hits in five innings in an 8-1 win over USC April 7...struck out five in his first collegiate appearance, as a reliever vs. Western Michigan on Feb. 18.

**High School:** A 2011 graduate of San Benito High School...earned four varsity letters in baseball, serving as team captain in both his junior and senior season...started all four years of high school...was selected as an All-Tri-County League pick in each of his four seasons...was named his team's MVP in 2010 as well as the Tri-County League's Pitcher of the Year...was the San Benito High School Male Athlete of the Year in 2010 and was a California All-Star pick...played in the 2010 Area Code Games...went undefeated in league play over his career on the mound...missed part of his senior season due to a broken wrist, but returned to pitch in the postseason.

**Personal:** Majoring in criminal justice...son of Paul and Janice...has an older sister, Janessa...enjoys fishing and hunting...chose ASU because it was his "best chance to win a Pac-12 championship and National Championship"...says The Sandlot is his favorite movie...lists two-time Cy Young Award winner and Ken Knutson protege Tim Lincecum of the San Francisco Giants as his favorite player...born November 6, 1992.

#### Career Stats at Arizona State:

Year	ERA	G	GS	CG	SHO	W	L	SV	IP	H	R	ER	BB	SO	Opp/Avg
2012	5.03	13	10	0	0	1	4	0	39.1	46	24	22	15	29	.307
2013	4.67	28	1	0	0	2	2	1	34.2	28	20	18	17	28	.230
<b>Total</b>	<b>4.86</b>	<b>41</b>	<b>11</b>	<b>0</b>	<b>0</b>	<b>3</b>	<b>6</b>	<b>1</b>	<b>74.0</b>	<b>74</b>	<b>44</b>	<b>40</b>	<b>32</b>	<b>57</b>	<b>.272</b>

**SUN DEVIL**  
**B A S E B A L L**

Arizona State Baseball  
Individual Game-by-Game for Arizona State (as of Feb 12, 2014)

#15 Gillies, Darin - 6 games (All games)

Date	Opponent	Pos	AB	R	H	RBI	2B	3B	HR	BB	SB	CS	HBP	SAC	SF	GDP	K	PO	A	E	Avg
Mar 22	at Oregon State	p	0	0	0	0	0	0	0	0	0	0	0	0	0	0	0	0	1	0	.000
Apr 07	OREGON	p	0	0	0	0	0	0	0	0	0	0	0	0	0	0	0	0	1	0	.000
Apr 16	at Arizona	p	0	0	0	0	0	0	0	0	0	0	0	0	0	0	0	0	1	0	.000
Apr 24	UNLV	p	0	0	0	0	0	0	0	0	0	0	0	0	0	0	0	1	1	0	.000
May 03	STANFORD	p	0	0	0	0	0	0	0	0	0	0	0	0	0	0	0	0	1	0	.000
Jun 02	at Columbia		0	0	0	0	0	0	0	0	0	0	0	0	0	0	0	1	0	0	.000
Totals		Ogs	0	0	0	0	0	0	0	0	0	0	0	0	0	0	0	2	5	0	.000

On base pct. .000 • Slugging pct. .000

#15 Gillies, Darin - 28 appearances (All games)

Date	Opponent	GS	IP	H	R	ER	BB	SO	2B	3B	HR	WP	BK	HBP	IBB	Score	W-L	Sv	ERA	NP
Feb 17	BETHUNE-COOKMAN	*	1.0	0	5	5	6	0	0	0	0	2	0	0	0	6-7	0-1	0	45.00	58
Mar 13	NEW MEXICO		2.0	0	0	0	0	2	0	0	0	0	0	0	0	4-3	0-1	0	15.00	27
Mar 15	WASHINGTON STATE		1.1	4	6	6	2	2	0	0	0	0	0	2	0	4-15	0-1	0	22.85	45
Mar 22	at Oregon State		1.0	0	0	0	0	1	0	0	0	0	0	0	0	0-5	0-1	0	18.56	-
Mar 30	UCLA		1.0	3	0	0	1	0	0	0	0	0	0	0	0	10-12	0-1	0	15.63	16
Apr 03	at Wichita State		2.0	1	0	0	0	3	0	0	0	0	0	0	0	4-2	0-1	0	11.88	-
Apr 07	OREGON		4.0	4	3	3	2	5	2	0	0	0	0	2	0	3-16	0-1	0	10.22	73
Apr 10	at UNLV		1.0	0	0	0	0	0	0	0	0	0	0	0	0	11-3	0-1	0	9.45	-
Apr 13	at Southern Cal		2.0	1	0	0	0	1	0	0	0	0	0	0	0	6-3	0-1	0	8.22	-
Apr 14	at Southern Cal		1.2	0	0	0	1	0	0	0	0	0	0	0	0	6-5	0-1	0	7.41	-
Apr 16	at Arizona		1.0	3	2	1	0	0	1	0	0	0	0	0	0	9-10	0-2	0	7.50	-
Apr 19	VALPARAISO		1.0	0	0	0	0	2	0	0	0	0	0	0	0	16-3	0-2	0	7.11	12
Apr 21	VALPARAISO		2.0	4	1	1	0	2	1	0	0	1	0	1	0	6-8	0-2	0	6.86	41
Apr 24	UNLV		2.1	1	0	0	0	1	1	0	0	0	0	0	0	5-2	0-2	0	6.17	18
Apr 27	at Utah		1.0	0	0	0	0	0	0	0	0	0	0	0	0	5-1	0-2	0	5.92	-
Apr 28	at Utah		1.2	0	0	0	2	3	0	0	0	0	0	1	0	9-6	1-2	0	5.54	-
Apr 30	at Arizona		0.1	1	0	0	0	0	0	0	0	0	0	0	0	7-5	2-2	0	5.47	-
May 03	STANFORD		1.1	0	0	0	1	3	0	0	0	0	0	0	0	3-5	2-2	0	5.20	21
May 05	STANFORD		1.0	0	0	0	0	1	0	0	0	0	0	0	0	11-8	2-2	1	5.02	6
May 10	at California		0.0	0	0	0	1	0	0	0	0	0	0	0	0	1-3	2-2	1	5.02	-
May 12	at California		1.1	1	1	1	0	0	0	0	0	1	0	2	0	10-7	2-2	1	5.10	15
May 17	ARIZONA		1.1	1	0	0	0	0	0	0	0	0	0	0	0	7-10	2-2	1	4.88	17
May 19	ARIZONA		0.0	1	0	0	0	0	0	0	0	0	0	0	0	6-7	2-2	1	4.88	3
May 21	BRIGHAM YOUNG		1.0	0	0	0	0	2	0	0	0	0	0	1	0	3-8	2-2	1	4.73	21
May 24	at Washington		0.1	0	1	1	1	0	0	0	0	0	0	0	0	7-8	2-2	1	4.96	9
May 25	at Washington		1.0	1	0	0	0	0	1	0	0	0	0	0	0	14-4	2-2	1	4.81	-
May 26	at Washington		0.0	2	1	0	0	0	0	0	0	0	0	0	0	2-7	2-2	1	4.81	-
Jun 02	at Columbia		1.0	0	0	0	0	0	0	0	0	0	0	0	0	10-5	2-2	1	4.67	8
Totals		1	34.2	28	20	18	17	28	6	0	0	4	0	9	0	185-178	2-2	1	4.67	-

2012 Arizona State Sun Devil Baseball  
Individual Game-by-Game for Arizona State (as of Jun 03, 2012)

#15 Gillies, Darin - 7 games (All games)


Date	Opponent	Pos	AB	R	H	RBI	2B	3B	HR	BB	SB	CS	HBP	SAC	SF	GDP	K	PO	A	E	Avg
Feb 25	UC RIVERSIDE	*	0	0	0	0	0	0	0	0	0	0	0	0	0	0	0	0	2	0	.000
Mar 18	at UCLA-2		0	0	0	0	0	0	0	0	0	0	0	0	0	0	0	2	0	0	.000
Apr 01	at Oregon	*p	0	0	0	0	0	0	0	0	0	0	0	0	0	0	0	0	3	0	.000
Apr 07	OREGON STATE	*	0	0	0	0	0	0	0	0	0	0	0	0	0	0	0	1	2	0	.000
Apr 15	SOUTHERN CALIFOR	*	0	0	0	0	0	0	0	0	0	0	0	0	0	0	0	0	1	1	.000
Apr 29	at Washington State	*	0	0	0	0	0	0	0	0	0	0	0	0	0	0	0	1	0	0	.000
May 16	ARIZONA	*	0	0	0	0	0	0	0	0	0	0	0	0	0	0	0	0	0	1	.000
Totals		6gs	0	0	0	0	0	0	0	0	0	0	0	0	0	0	0	4	8	2	.000

On base pct. .000 • Slugging pct. .000

#15 Gillies, Darin - 13 appearances (All games)

Date	Opponent	GS	IP	H	R	ER	BB	SO	2B	3B	HR	WP	BK	HBP	IBB	Score	W-L	Sv	ERA	NP
Feb 18	WESTERN MICHIGAN		3.0	2	0	0	0	5	0	0	0	0	0	0	0	13-0	0-0	0	0.00	38
Feb 25	UC RIVERSIDE	*	2.1	3	2	2	3	3	0	0	0	0	0	1	0	1-3	0-1	0	3.38	50
Mar 04	vs Saint Mary's	*	4.0	3	1	1	2	4	1	0	0	1	0	1	0	3-4	0-1	0	2.89	72
Mar 10	at Long Beach State		1.0	2	2	2	1	2	0	0	0	1	0	0	0	3-7	0-1	0	4.35	26
Mar 14	UTAH VALLEY	*	5.0	5	4	4	1	7	0	1	0	1	0	0	0	6-9	0-2	0	5.28	80
Mar 18	at UCLA-2		2.0	2	0	0	2	1	0	0	0	0	0	0	0	2-4	0-2	0	4.67	45
Mar 25	CALIFORNIA	*	5.0	7	3	3	0	2	2	0	1	1	0	1	0	9-6	0-2	0	4.84	65
Apr 01	at Oregon	*	4.0	4	1	1	1	1	0	1	0	0	1	1	0	3-4	0-3	0	4.44	84
Apr 07	OREGON STATE	*	3.0	5	1	1	1	0	2	0	0	0	0	1	0	5-1	0-3	0	4.30	66
Apr 15	SOUTHERN CALIFOR	*	5.0	3	1	0	1	2	0	0	0	0	0	2	0	8-1	1-3	0	3.67	70
Apr 22	at Stanford	*	2.2	2	2	2	3	1	0	0	0	0	0	1	0	5-9	1-3	0	3.89	61
Apr 29	at Washington State	*	0.2	5	4	4	0	0	1	0	0	1	0	0	0	6-7	1-3	0	4.78	22
May 16	ARIZONA	*	1.2	3	3	2	0	1	1	0	0	0	1	3	0	2-10	1-4	0	5.03	38
Totals		10	39.1	46	24	22	15	29	7	2	1	5	2	11	0	66-65	1-4	0	5.03	-





**Position:** Outfield/Right Handed Pitcher  
**Bats:** R  
**Throws:** R  
**Height:** 6'5"  
**Weight:** 244  
**Year:** Sophomore  
**Hometown:** Phoenix, Ariz.  
**High School:** Brophy Prep  
**Experience:** 1 Letter

#### Career Highs at Arizona State:

**Hits** 3 vs Bethune-Cookman (2/16/13)  
**RBI** 3 vs Pacific (3/1/13)  
**Runs** 2 vs Bethune-Cookman (2/16/13)  
**Walks** 3 vs New Mexico (3/13/13)  
**At Bats** 5 at Wichita State (4/2/13)

**Sun Devil Legacy:** Graybill is a third-generation Sun Devil. His grandfather, Dave Graybill Sr., is one of only seven three-sport letterman in ASU school history after playing baseball, football and basketball during the mid-50s, and his father, Dave Graybill Jr., starred as a pitcher for the baseball team from 1982-84...is one of eight Legacy Devils on the 2014 team, along with Tucker and Cooper Esmay, Trever Allen, Colin Ashworth, Mark Lambson, Emilio Torrez and Joey Bielek.

**2013 (Freshman):** Appeared in 22 games, starting 17 at first base...batted .268 (15-for-56) with eight runs and seven RBI...started 10 of 11 consecutive games in the beginning of the season...went three-for-four with an RBI and two runs scored in his career start against Bethune-Cookman...had a season-high three RBI on two hits against Pacific March 1...suffered an injury that held him out in May...competed for the Newport Gulls of the New England Collegiate League this summer.

**MLB Draft:** Was selected by the Los Angeles Dodgers in the 31st round (956th overall) of the 2012 MLB Draft.

**High School:** Three-year letterman in baseball and one-year letterman in football...was a team captain for two seasons...earned All-Region, All-State and All-American honors...hit .463 with 47 hits, 12 home runs, 31 RBI, two triples and 17 doubles his senior year...lists his most exciting sports moment as playing in the Area Code games.

**Personal:** Majoring in business law...says he chose ASU because he wanted to join his father and grandfather as Sun Devil baseball players...his father has had the biggest influence on his baseball career...is a comedian outside of baseball and school...favorite athlete is Djibril Lisse, a European futbol player for the Queens Park Rangers...enjoys fishing and basketball...would love to learn how to fly airplanes...most played song on iPod is "White Flag" by Dido...parents are Dave Graybill and Lisa DeMarie...cousin Cole Graybill played football at Arizona and Texas A&M...born May 3, 1993...full name is David Jonclan Graybill.

#### Career Stats at Arizona State:

Year	Avg.	GP	GS	AB	R	H	2B	3B	HR	RBI	SLG%	BB	HBP	SO	GDP	OBP	SB	SBA	PO	A	E	F%
2013	.268	22	17	56	8	15	5	0	0	7	.357	7	0	23	2	.344	0	0	140	9	2	.987


**SUN DEVIL**  
**B A S E B A L L**

Arizona State Baseball  
Individual Game-by-Game for Arizona State (as of Feb 12, 2014)

#24 Graybill, David - 22 games (All games)

Date	Opponent	Pos	AB	R	H	RBI	2B	3B	HR	BB	SB	CS	HBP	SAC	SF	GDP	K	PO	A	E	Avg
Feb 16	BETHUNE-COOKMAN	*1b	4	2	3	1	1	0	0	0	0	0	0	0	0	0	0	6	0	1	.750
Feb 23	at Tennessee		1	0	0	0	0	0	0	0	0	0	0	0	0	0	1	2	0	0	.600
Feb 24	at Tennessee	*	3	0	1	0	1	0	0	1	0	0	0	0	0	0	0	9	2	0	.500
Mar 01	vs Pacific	*1b	4	1	2	3	0	0	0	0	0	0	0	0	0	0	1	9	0	0	.500
Mar 02	vs Arkansas	*1b	2	0	0	0	0	0	0	1	0	0	0	0	0	0	2	12	0	0	.429
Mar 03	vs Gonzaga	*1b	3	0	1	0	0	0	0	0	0	0	0	0	0	0	1	9	0	0	.412
Mar 09	LONG BEACH STATE-	*1b	2	0	0	1	0	0	0	0	0	0	0	0	1	0	1	14	0	0	.368
Mar 09	LONG BEACH STATE-	*1b	2	1	1	0	1	0	0	0	0	0	0	0	0	0	0	4	2	0	.381
Mar 13	NEW MEXICO	1b	0	1	0	0	0	0	0	3	0	0	0	0	0	0	0	2	0	0	.381
Mar 15	WASHINGTON STATE	*1b	4	1	2	1	1	0	0	0	0	0	0	0	0	1	1	13	0	0	.400
Mar 16	WASHINGTON STATE	*1b	4	0	2	1	1	0	0	0	0	0	0	0	0	0	1	10	1	0	.414
Mar 17	WASHINGTON STATE	*1b	4	0	1	0	0	0	0	1	0	0	0	0	0	1	0	7	0	0	.394
Mar 19	at Texas Tech	*	2	0	0	0	0	0	0	0	0	0	0	0	0	0	1	6	0	0	.371
Mar 22	at Oregon State	*1b	3	0	0	0	0	0	0	0	0	0	0	0	0	0	3	6	0	1	.342
Mar 28	UCLA	*1b	3	0	0	0	0	0	0	0	0	0	0	0	0	0	3	13	1	0	.317
Mar 30	UCLA	*1b	2	0	0	0	0	0	0	0	0	0	0	0	0	0	2	5	0	0	.302
Apr 02	at Wichita State	*1b	5	1	2	0	0	0	0	0	0	0	0	0	0	0	1	6	1	0	.312
Apr 06	OREGON	*1b	3	0	0	0	0	0	0	0	0	0	0	0	0	0	2	5	2	0	.294
Apr 10	at UNLV	ph/1b	1	0	0	0	0	0	0	0	0	0	0	0	0	0	1	0	0	0	.288
Apr 19	VALPARAISO	ph	1	0	0	0	0	0	0	0	0	0	0	0	0	0	0	0	0	0	.283
Apr 26	at Utah	ph	0	1	0	0	0	0	0	1	0	0	0	0	0	0	0	0	0	0	.283
Apr 28	at Utah	*1b	3	0	0	0	0	0	0	0	0	0	0	0	0	0	2	2	0	0	.268
Totals		17gs	56	8	15	7	5	0	0	7	0	0	0	0	1	2	23	140	9	2	.268

On base pct. .344 • Slugging pct. .357



**Position:** Infielder  
**Bats:** R  
**Throws:** R  
**Height:** 6'1"  
**Weight:** 188  
**Year:** Freshman  
**Hometown:** Scottsdale, Arizona  
**High School:** Desert Mountain  
**Experience:** High School

**High School:** Graduated from Desert Mountain High in 2013...three-time All-State selection, including 2013 First Team...named to All-State Team 2 in 2012 and All-State Honorable Mention in 2011...also earned All-East Valley honors...two-time All-Section and All-Division recipient...three-time All-City selection.

**Personal:** Business communications major,...parents are Brad and Dawn Greer...has one sister, Jenn...says he chose ASU because it was always a dream to play there...his dad was the biggest influence on his baseball career...his two favorite Sun Devils of all time are James Harden and Dustin Pedroia...born on July 4, 1995...full name is David Cosgrove Greer.

**SUN DEVIL**  
**B A S E B A L L**



**Position:** Left Handed Pitcher  
**Bats:** L  
**Throws:** L  
**Height:** 6'5"  
**Weight:** 225  
**Year:** Sophomore  
**Hometown:** Whitby, Ontario, Canada  
**High School:** Henry Street  
**Experience:** 1 Letter

#### Career Highs at Arizona State:

**Innings** 9.0 at Oregon State (3/23/13)  
**Ks** 6 at Tennessee (2/24/13)  
**Walks allowed** 3 twice, last at USC (4/13/13)

#### 2013 Accolades

Baseball America Freshman All-American - second team  
 NCBWA Freshman All-American - second team  
 Louisville Slugger All-American - second team  
 All-Pac-12 Conference - first team  
 Louisville Slugger Freshman All-American  
 NCBWA National Player of the Week (3/26)  
 Louisville Slugger Player of the Week (3/26)

Pac-12 Pitcher of the Week (3/26)  
 Named to College Baseball HOF Pitcher of the Year Watch List  
 Dick Howser Trophy Semifinalist  
 Two-time Scholar Baller®  
 Team Award - Breakout Player  
 Team Award - Pitcher of the Year  
 Team Award - On Deck Circle MVP

**2013 (Freshman):** Named Second Louisville Slugger All-American...earned Freshman All-America honors from Baseball America, NCBWA and Louisville Slugger...became just the fourth Sun Devil in school history to earn freshman All-America honors from three or more publications, joining Brady Rodgers (2010), Mitchell Lambson (2009) and Mike Leake (2007)...earned First Team All-Pac-12 recognition...suffered his only loss of the season in the Devils 1-0 loss to Cal State Fullerton in the second game of the NCAA Regional after he allowed one run on seven hits in 6.1 innings...threw the ninth no-hitter in school history in a complete-game shutout on the road against then-No. 3 Oregon State on March 23...came within two fielding errors, one in the seventh and one in the eighth, from a 110-pitch perfect game...his no-hitter was the first by a Devil since Feb. 2, 1993, the first ever in a Pac-10/12 game, the second ever on the road and the fourth by a freshman...was a semifinalist for the Dick Howser Trophy, given to the nation's most outstanding player...is the only Sun Devil freshman in school history to begin his career 11-0 and is just the fourth Sun Devil to collect at least 11 wins in his freshman season...was one of only five pitchers in the nation to finish the regular season with at least 11 wins and zero losses...his 103 innings pitched are fifth most by a freshman in school history...his 3.15 ERA ranked as the fourth lowest on the team and is the 9th lowest by a freshman in school history...held a 16 consecutive scoreless-inning streak from 2nd inning against Washington St. on March 16 to 2nd inning against UCLA on March 29...went 20 consecutive innings without issuing a walk, including two consecutive starts, from 6th inning vs. Washington St. on March 16 to 2nd inning vs. Oregon on April 6...struck out a season-high six at Tennessee Feb. 24 in his first career start...pitched in relief in the first series of the season becoming the full-time Saturday starter in the second weekend of the year...earned Pac-12 Pitcher of the Week honors, and received National Collegiate Baseball Writers Association (NCBWA) National Pitcher of the Week recognition as well as Louisville Slugger National Player of the Week honors following his no-hitter...donated the hat he wore in the no-hitter to the College Baseball Hall of Fame...two-time Scholar Baller honoree (Spring '13, Fall '12).

**MLB Draft:** Was selected by the Toronto Blue Jays in the 12th round (385th overall) of the 2012 MLB Draft.

**High School:** Named Canadian Junior National Team MVP...Ontario Prospects Athlete of the Year...most exciting moment in sports was pitching against Team USA in Korea. He threw 8 2/3 innings to lead Canada to a 1-0 win in extra innings.

**Personal:** Majoring in mechanical engineering...chose ASU because of its legendary baseball program, baseball facilities, good academics and great weather...his two pitching coaches, Chris Reitsma (Team Canada pitching coach) and Chris Kemlo (Ontario Prospects pitching coach) have had the biggest influence on his baseball career...favorite team is the Toronto Blue Jays and favorite player is Brian Wilson...enjoys snowboarding...favorite person to follow on Twitter is Bad Luck Brian...most played song on iPod is "Play For Keeps" by B.O.B...parents are Bruce and Sandra Kellogg...has a sister, Kaitlin...born on February 4, 1994...full name is Ryan Andrew Kellogg.

#### Career Stats at Arizona State:

Year	ERA	G	GS	CG	W	L	SV	IP	H	R	ER	BB	SO	Opp/Avg
2013	3.15	16	15	1	11	1	0	103.0	96	39	36	17	54	.246

**SUN DEVIL**  
**B A S E B A L L**

Arizona State Baseball  
Individual Game-by-Game for Arizona State (as of Feb 12, 2014)

#49 Kellogg, Ryan - 13 games (All games)


Date	Opponent	Pos	AB	R	H	RBI	2B	3B	HR	BB	SB	CS	HBP	SAC	SF	GDP	K	PO	A	E	Avg
Feb 24	at Tennessee	*	0	0	0	0	0	0	0	0	0	0	0	0	0	0	0	2	0	1	.000
Mar 02	vs Arkansas	*p	0	0	0	0	0	0	0	0	0	0	0	0	0	0	0	0	1	0	.000
Mar 09	LONG BEACH STATE-	*p	0	0	0	0	0	0	0	0	0	0	0	0	0	0	0	1	1	0	.000
Mar 16	WASHINGTON STATE	*p	0	0	0	0	0	0	0	0	0	0	0	0	0	0	0	2	3	0	.000
Mar 23	at Oregon State	*p	0	0	0	0	0	0	0	0	0	0	0	0	0	0	0	0	1	0	.000
Mar 29	UCLA	*p	0	0	0	0	0	0	0	0	0	0	0	0	0	0	0	0	3	0	.000
Apr 06	OREGON	*p	0	0	0	0	0	0	0	0	0	0	0	0	0	0	0	2	1	0	.000
Apr 13	at Southern Cal	*p	0	0	0	0	0	0	0	0	0	0	0	0	0	0	0	0	1	0	.000
Apr 27	at Utah	*p	0	0	0	0	0	0	0	0	0	0	0	0	0	0	0	0	1	0	.000
May 04	STANFORD	*p	0	0	0	0	0	0	0	0	0	0	0	0	0	0	0	1	3	0	.000
May 11	at California	*p	0	0	0	0	0	0	0	0	0	0	0	0	0	0	0	0	1	0	.000
May 18	ARIZONA	*p	0	0	0	0	0	0	0	0	0	0	0	0	0	0	0	0	3	0	.000
May 25	at Washington	*p	0	0	0	0	0	0	0	0	0	0	0	0	0	0	0	1	3	0	.000
Totals		13gs	0	0	0	0	0	0	0	0	0	0	0	0	0	0	0	9	22	1	.000

On base pct. .000 • Slugging pct. .000

#49 Kellogg, Ryan - 16 appearances (All games)

Date	Opponent	GS	IP	H	R	ER	BB	SO	2B	3B	HR	WP	BK	HBP	IBB	Score	W-L	Sv	ERA	NP
Feb 16	BETHUNE-COOKMAN		4.0	3	0	0	1	4	1	0	0	0	0	0	0	15-7	1-0	0	0.00	55
Feb 24	at Tennessee	*	5.0	3	1	1	0	6	1	0	0	0	1	0	0	5-1	2-0	0	1.00	77
Mar 02	vs Arkansas	*	6.0	6	1	1	0	3	1	0	0	0	0	0	0	3-1	2-0	0	1.20	83
Mar 09	LONG BEACH STATE-	*	7.0	2	0	0	1	5	0	0	0	0	0	2	0	6-0	3-0	0	0.82	92
Mar 16	WASHINGTON STATE	*	7.0	3	1	1	3	2	0	0	0	0	0	0	0	4-1	4-0	0	0.93	89
Mar 23	at Oregon State	*	9.0	0	0	0	0	3	0	0	0	0	0	0	0	4-0	5-0	0	0.71	-
Mar 29	UCLA	*	8.0	8	4	4	0	5	2	0	1	0	1	0	0	7-4	6-0	0	1.37	114
Apr 06	OREGON	*	7.1	11	7	6	1	5	2	0	0	0	0	1	0	14-9	7-0	0	2.19	102
Apr 13	at Southern Cal	*	6.0	8	2	2	3	1	2	0	0	0	0	0	0	6-3	8-0	0	2.28	-
Apr 20	VALPARAISO	*	6.0	6	3	2	1	4	2	0	0	1	0	0	0	15-3	9-0	0	2.34	75
Apr 27	at Utah	*	8.0	7	1	1	0	4	0	1	0	0	0	1	0	5-1	10-0	0	2.21	-
May 04	STANFORD	*	7.0	9	7	7	2	4	1	2	2	0	0	1	0	8-9	10-0	0	2.80	106
May 11	at California	*	2.2	7	6	6	2	1	2	0	0	0	0	1	0	10-9	10-0	0	3.36	54
May 18	ARIZONA	*	6.2	6	1	0	1	3	0	0	0	0	0	0	0	6-3	10-0	0	3.11	97
May 25	at Washington	*	7.0	10	4	4	0	1	1	1	0	1	0	0	0	14-4	11-0	0	3.26	112
Jun 01	at Cal State Fullerton	*	6.1	7	1	1	2	3	1	0	0	1	0	0	0	0-1	11-1	0	3.15	101
Totals		15	103.0	96	39	36	17	54	16	4	3	3	2	6	0	122-56	11-1	0	3.15	-





**Position:** Right Handed Pitcher  
**Bats:** L  
**Throws:** R  
**Height:** 5'11"  
**Weight:** 202  
**Year:** Redshirt Junior  
**Hometown:** Tualatin, Ore.  
**High School:** Tualatin  
**Experience:** 2 Letters

#### Career Highs at Arizona State:

**Innings** 5.0 vs Delaware (2/25/11)  
**Ks** 3 twice, last at Cal (4/21/11)  
**Walks allowed** 2 twice, last at Arizona (4/16/13)

**Legacy Devils:** Teamed with his brother Mitchell on the Sun Devil pitching staff during the 2011 season...is one of eight Legacy Devils on the 2014 team, along with Tucker and Cooper Esmay, David Graybill, Trever Allen, Colin Ashworth, Emilio Torrez and Joey Bielek.

**2013 (RS-Sophomore):** Made seven appearances and pitched 11.1 innings...struck out four with a 7.94 ERA.

**2012 (Sophomore):** Did not appear in a game due to injury.

**2011 (Freshman):** Pitched in 10 games, all out of the bullpen...finished with a 2-0 record and a 1.90 ERA...struck out 13 batters in 23.2 innings, walking only three...opponents hit only .214 against him.

**High School:** A 2010 graduate of Tualatin High School in Tualatin, Oregon...earned four varsity letters in baseball...was an honorable mention All-League selection as a freshman...earned First Team All-League honors as a pitcher in his final three years of high school, as an infielder in his junior season and as a first baseman his senior year...was a First Team All-State choice as a pitcher in his junior and senior years, earning Conference Pitcher of the Year honors as a junior and Conference Player of the Year honors as a senior.

**Personal:** Exploratory major...parents are Jeff and Linda Lambson of Tualatin, Oregon...brother Mitchell is a former Sun Devil pitcher and current Houston Astros minor leaguer...names the Los Angeles Dodgers as his favorite baseball team...lists Family Guy as his favorite TV show...if he could have dinner with anyone, he would like to eat with Peter Griffin (Family Guy), Dwight (The Office) and Cosmo Kramer (Seinfeld)...enjoys playing FIFA Soccer video game...born May 6, 1992...full name is Mark Joseph Lambson.

#### Career Stats at Arizona State:

Year	ERA	G	GS	W	L	SV	IP	H	R	ER	BB	SO	OPP/Avg.
2011	1.90	10	0	2	0	0	23.2	18	5	5	3	13	.214
2012	-	-	-	-	-	-	-	-	-	-	-	-	-
2013	7.94	7	0	0	0	0	11.1	15	11	10	5	4	.341
<b>Total</b>	<b>3.86</b>	<b>17</b>	<b>0</b>	<b>2</b>	<b>0</b>	<b>0</b>	<b>35.0</b>	<b>33</b>	<b>16</b>	<b>15</b>	<b>8</b>	<b>17</b>	<b>.258</b>

**SUN DEVIL**  
**B A S E B A L L**

Arizona State Baseball  
Individual Game-by-Game for Arizona State (as of Feb 12, 2014)

#39 Lambson, Ma. - 3 games (All games)

Date	Opponent	Pos	AB	R	H	RBI	2B	3B	HR	BB	SB	CS	HBP	SAC	SF	GDP	K	PO	A	E	Avg
Mar 13	NEW MEXICO	p	0	0	0	0	0	0	0	0	0	0	0	0	0	0	0	0	2	0	.000
Mar 17	WASHINGTON STATE	p	0	0	0	0	0	0	0	0	0	0	0	0	0	0	0	0	1	0	.000
Mar 24	at Oregon State	p	0	0	0	0	0	0	0	0	0	0	0	0	0	0	0	0	0	1	.000
Totals		Ogs	0	0	0	0	0	0	0	0	0	0	0	0	0	0	0	0	3	1	.000

On base pct. .000 • Slugging pct. .000

#39 Lambson, Ma. - 7 appearances (All games)

Date	Opponent	GS	IP	H	R	ER	BB	SO	2B	3B	HR	WP	BK	HBP	IBB	Score	W-L	Sv	ERA	NP
Mar 13	NEW MEXICO		3.0	4	1	0	1	1	0	0	0	0	0	0	0	4-3	0-0	0	0.00	29
Mar 17	WASHINGTON STATE		3.0	3	1	1	0	0	2	0	0	1	0	0	0	8-11	0-0	0	1.50	24
Mar 24	at Oregon State		0.1	0	0	0	2	0	0	0	0	0	0	0	0	3-4	0-0	0	1.42	-
Mar 30	UCLA		2.0	3	4	4	0	2	1	0	1	0	1	1	0	10-12	0-0	0	5.40	27
Apr 03	at Wichita State		1.0	2	1	1	0	0	1	0	0	0	0	0	0	4-2	0-0	0	5.79	-
Apr 16	at Arizona		1.1	1	3	3	2	1	0	0	0	0	0	1	0	9-10	0-0	0	7.59	-
Apr 21	VALPARAISO		0.2	2	1	1	0	0	0	1	0	0	0	0	0	6-8	0-0	0	7.94	9
Totals		0	11.1	15	11	10	5	4	4	1	1	1	1	2	0	44-50	0-0	0	7.94	-



**Position:** Left Handed Pitcher  
**Bats:** L  
**Throws:** L  
**Height:** 6'4"  
**Weight:** 194  
**Year:** Sophomore  
**Hometown:** South Holland, Ill.  
**High School:** Marian Catholic  
**Experience:** 1 Letter

#### Career Highs at Arizona State:

**Innings** 5.0 vs. Arkansas (2/28/13)  
**Ks** 6 vs. Arkansas (2/28/13)  
**Walks allowed** 3 twice, last at Tennessee (2/22/13)

**2013 (Freshman):** Made 11 appearances, including one start...finished with a 4.05 ERA and a 2-1 record...struck out 17 with eight walks in 20 innings pitched...threw a season-high five innings and struck out a season-high six in his first career start, a win over then-No. 2 Arkansas...did not pitch from March 17 until May 12 due to injury...threw one scoreless inning with two strikeouts in a win in his first appearance back from injury against Cal May 12...allowed two hits in 1.2 scoreless innings against Cal State Fullerton June 1 in his first NCAA Regional action...earned Scholar Baller recognition in Spring 2013...competed for the Newport Gulls of the New England Collegiate League this summer.

**MLB Draft:** Was selected by the Seattle Mariners in the 37th round (1121st overall) of the 2012 MLB Draft.

**High School:** Lettered four years in baseball and one in basketball...named team captain all four years in baseball...earned All-State, All-Area and All-Conference honors...named Player of the Year and a Preseason All-American...went 4-0 in the playoffs his senior season with a 0.00 ERA and hit .600 to lead his team to the state title...lists winning the state championship as his most exciting sports moment.

**Personal:** Exploratory major...says he chose ASU because it's the best baseball program in the nation and it has a great coaching staff...says his father has had the biggest influence on his baseball career...favorite team is New York Yankees...enjoys all sports...most played song on iPod is "The World's Greatest" by R. Kelly...would love to learn to build a car from scratch...parents are Paul and Cathy Lilek...has three siblings, Chris, Blair and Casey...born on August 10, 1993...full name is Brett Tyler Lilek.

#### Career Stats at Arizona State:

Year	ERA	G	GS	W	L	SV	IP	H	R	ER	BB	SO	OPP/Avg.
2013	4.05	11	1	2	1	0	20.0	18	10	9	8	17	.250

**SUN DEVIL**  
**B A S E B A L L**

Arizona State Baseball  
Individual Game-by-Game for Arizona State (as of Feb 12, 2014)


#26 Lilek, Brett - 5 games (All games)

Date	Opponent	Pos	AB	R	H	RBI	2B	3B	HR	BB	SB	CS	HBP	SAC	SF	GDP	K	PO	A	E	Avg
Feb 15	BETHUNE-COOKMAN	p	0	0	0	0	0	0	0	0	0	0	0	0	0	0	0	0	1	0	.000
Feb 17	BETHUNE-COOKMAN	p	0	0	0	0	0	0	0	0	0	0	0	0	0	0	0	0	2	0	.000
May 12	at California	p	0	0	0	0	0	0	0	0	0	0	0	0	0	0	0	0	1	0	.000
May 24	at Washington	p	0	0	0	0	0	0	0	0	0	0	0	0	0	0	0	0	1	0	.000
May 26	at Washington	p	0	0	0	0	0	0	0	0	0	0	0	0	0	0	0	0	2	0	.000
Totals		Ogs	0	0	0	0	0	0	0	0	0	0	0	0	0	0	0	0	7	0	.000

On base pct. .000 • Slugging pct. .000

#26 Lilek, Brett - 11 appearances (All games)

Date	Opponent	GS	IP	H	R	ER	BB	SO	2B	3B	HR	WP	BK	HBP	IBB	Score	W-L	Sv	ERA	NP
Feb 15	BETHUNE-COOKMAN		3.0	1	1	1	1	2	0	0	0	1	0	1	0	5-4	0-0	0	3.00	32
Feb 17	BETHUNE-COOKMAN		3.0	1	1	1	3	0	0	0	0	1	0	0	0	6-7	0-0	0	3.00	39
Feb 22	at Tennessee		2.0	0	0	0	3	4	0	0	0	1	0	0	0	4-0	0-0	0	2.25	44
Feb 28	vs Arkansas	*	5.0	7	1	1	0	6	0	0	0	0	0	1	0	3-2	1-0	0	2.08	77
Mar 17	WASHINGTON STATE		0.1	2	3	3	0	0	0	0	0	0	0	2	0	8-11	1-0	0	4.05	9
May 12	at California		1.0	0	0	0	0	2	0	0	0	0	0	0	0	10-7	2-0	0	3.77	-
May 18	ARIZONA		1.0	2	2	1	0	1	0	0	0	0	0	1	0	6-3	2-0	0	4.11	17
May 19	ARIZONA		0.1	0	0	0	0	0	0	0	0	0	1	0	0	6-7	2-0	0	4.02	3
May 24	at Washington		2.0	1	0	0	1	1	0	0	0	1	0	0	0	7-8	2-0	0	3.57	24
May 26	at Washington		0.2	2	2	2	0	0	1	0	0	0	1	0	0	2-7	2-1	0	4.42	1
Jun 01	at Cal State Fullerton		1.2	2	0	0	0	1	0	0	0	0	0	0	0	0-1	2-1	0	4.05	28
Totals		1	20.0	18	10	9	8	17	1	0	0	4	2	5	0	57-57	2-1	0	4.05	-



<b>Position:</b>	Right-Handed Pitcher
<b>Bats:</b>	R
<b>Throws:</b>	R
<b>Height:</b>	6'0"
<b>Weight:</b>	184
<b>Year:</b>	Freshman
<b>Hometown:</b>	Peoria, Ariz.
<b>High School:</b>	Sunrise Mountain
<b>Experience:</b>	High School

**High School:** Graduated from Sunrise Mountain in 2013...three-year baseball letterman, two-year golf letterman...two-time First Team All-District in 2012 and 2013...earned Second Team All-State honors as a junior in 2012...threw a no-hitter against Thunderbird High School his junior year.

**Personal:** Majoring in exploratory humanities and fine arts...parents are Bobby and Kelly Martinez...has a sister, Taylor...says he picked ASU because on his official visit he liked how serious the coaches were about making their players better, and because ASU is always one of the top programs...his favorite player of all time is Nolan Ryan and his favorite Sun Devil athlete is Dustin Pedroia... his birthday is Aug. 29, 1994... full name is Seth Antonio Martinez.

A large, stylized arrowhead logo in the background, colored in shades of purple and yellow, pointing upwards.

**SUN DEVIL**  
**B A S E B A L L**





**Position:** Right Handed Pitcher  
**Bats:** L  
**Throws:** R  
**Height:** 5'11"  
**Weight:** 202  
**Year:** Redshirt Junior  
**Hometown:** Tualatin, Ore.  
**High School:** Tualatin  
**Experience:** 2 Letters

#### Career Highs at Arizona State:

##### Innings

5.1 at CS Fullerton (Regional) (6/2/13)

##### Ks

2 many, last CS Fullerton (6/2/13)

##### Walks allowed

3 at CS Fullerton (Regional) (6/2/13)

**2013 (Junior):** Led the team with a 0.89 ERA and allowed just two earned runs in 20.1 innings...set career marks in innings pitched, appearances, strikeouts and opposing batting average...made 13 appearances and finished with a 0-1 record...held opponents to a .211 batting average, second lowest on the team...put together the best outing of his career as he allowed just three hits and three walks and struck out two in a career-high 5.1 scoreless relief innings in a loss to Cal State Fullerton June 2 in the Devils' final game of the season... First-Team Pac-12 All-Academic...surrendered just four hits in 6.1 scoreless innings in two appearances in a doubleheader June 2 at the 2013 NCAA Regional...threw 2 2/3 scoreless innings with two strikeouts and gave up just two hits and no walks in an 8-5 win over Texas Tech May 15...also tossed 2 2/3 scoreless innings with just two hits and walk in a 7-6 loss to Arizona May 19...two-time Scholar Baller honoree (Spring '13, Fall '12)...graduated Magna Cum Laude in Fall 2013 with a Bachelor's of Science degree in Accounting and is currently enrolled in the Masters of Accounting program.

**2012 (Sophomore):** Made five relief appearances, including three to finish the game, and pitched 7.1 innings... recorded a strikeout in four of his five appearances...pitched two innings in three appearances...gave up no runs on one hit in two innings at New Mexico April 9...scattered two hits across two scoreless innings vs. Arizona May 16.

**2011 (Freshman):** Saw action in three games out of the bullpen, including the NCAA Regional...had a 1.80 ERA in five innings.

**High School:** A 2010 graduate of La Cueva High School in Albuquerque, New Mexico...earned four varsity letters in baseball...helped lead La Cueva to state titles in 2008 and 2010...earned First Team All-District honors his junior and senior seasons...was a First Team All-State selection during his senior season, when he was named the La Cueva Baseball Student-Athlete of the Year...is the only pitcher in New Mexico history to start three different state title games...compiled a 20-4 record on the mound, including a 9-1 mark his senior season...led the state with his 0.92 ERA in his sophomore year.

**Personal:** Parents are Jamie and Laurie McAlister of Albuquerque, New Mexico...has two sisters, Hannah and Jessica, and a brother, Caleb...his father played quarterback for New Mexico State...his cousin is former MLB Pitcher Justin Duchscherer...was Student Body Vice President of La Cueva High in his senior year...enjoys playing ping pong and poker...chose ASU because it gives him "best chance to win the national title"...his favorite movie is Miracle...lists the Dallas Cowboys as his favorite team...born May 19, 1991...full name is Joshua James McAlister.

#### Career Stats at Arizona State:

Year	ERA	G	GS	W	L	SV	IP	H	R	ER	BB	SO	OPP/Avg.
2011	1.80	3	0	0	0	0	5.0	6	2	1	1	4	.261
2012	2.45	5	0	0	0	0	7.1	6	2	2	5	4	.231
2013	0.89	13	0	0	1	0	20.1	15	2	2	10	12	.211
<b>Total</b>	<b>1.38</b>	<b>21</b>	<b>0</b>	<b>0</b>	<b>1</b>	<b>0</b>	<b>32.2</b>	<b>27</b>	<b>6</b>	<b>5</b>	<b>16</b>	<b>20</b>	<b>.225</b>

**SUN DEVIL**  
**B A S E B A L L**

Arizona State Baseball  
Individual Game-by-Game for Arizona State (as of Feb 12, 2014)

#58 McAlister, Josh - 4 games (All games)

Date	Opponent	Pos	AB	R	H	RBI	2B	3B	HR	BB	SB	CS	HBP	SAC	SF	GDP	K	PO	A	E	Avg
Feb 16	BETHUNE-COOKMAN	p	0	0	0	0	0	0	0	0	0	0	0	0	0	0	0	1	0	0	.000
Apr 30	at Arizona	p	0	0	0	0	0	0	0	0	0	0	0	0	0	0	0	1	0	0	.000
May 19	ARIZONA	p	0	0	0	0	0	0	0	0	0	0	0	0	0	0	0	0	1	0	.000
Jun 02	at Cal State Fullerton		0	0	0	0	0	0	0	0	0	0	0	0	0	0	0	0	1	0	.000
Totals		Ogs	0	0	0	0	0	0	0	0	0	0	0	0	0	0	0	2	2	0	.000

On base pct. .000 • Slugging pct. .000

#58 McAlister, Josh - 13 appearances (All games)

Date	Opponent	GS	IP	H	R	ER	BB	SO	2B	3B	HR	WP	BK	HBP	IBB	Score	W-L	Sv	ERA	NP
Feb 16	BETHUNE-COOKMAN		1.0	0	0	0	1	0	0	0	0	0	0	1	0	15-7	0-0	0	0.00	3
Mar 15	WASHINGTON STATE		0.2	0	0	0	0	0	0	0	0	0	0	0	0	4-15	0-0	0	0.00	6
Apr 07	OREGON		1.1	1	0	0	0	1	0	0	0	0	0	0	0	3-16	0-0	0	0.00	8
Apr 10	at UNLV		1.0	2	0	0	0	1	0	0	0	0	0	0	0	11-3	0-0	0	0.00	-
Apr 19	VALPARAISO		1.0	2	0	0	0	2	0	0	0	0	0	0	0	16-3	0-0	0	0.00	-
Apr 20	VALPARAISO		1.0	0	0	0	1	2	0	0	0	0	0	0	0	15-3	0-0	0	0.00	14
Apr 30	at Arizona		1.0	0	0	0	1	0	0	0	0	0	0	0	0	7-5	0-0	0	0.00	-
May 05	STANFORD		1.0	1	1	1	1	0	0	0	0	0	0	1	0	11-8	0-0	0	1.12	10
May 15	TEXAS TECH		2.2	2	0	0	0	2	0	0	0	0	0	0	0	8-5	0-0	0	0.84	31
May 19	ARIZONA		2.2	2	0	0	1	1	0	0	0	0	0	0	0	6-7	0-0	0	0.68	38
May 24	at Washington		0.2	1	1	1	2	0	0	0	0	0	0	0	0	7-8	0-1	0	1.29	-
Jun 02	at Columbia		1.0	1	0	0	0	1	0	0	0	0	0	0	0	10-5	0-1	0	1.20	16
Jun 02	at Cal State Fullerton		5.1	3	0	0	3	2	0	0	0	0	1	1	0	1-6	0-1	0	0.89	87
Totals		0	20.1	15	2	2	10	12	0	0	0	0	1	3	0	114-91	0-1	0	0.89	-

2012 Arizona State Sun Devil Baseball  
Individual Game-by-Game for Arizona State (as of Jun 03, 2012)

#32 McAlister, Josh - 5 appearances (All games)

Date	Opponent	GS	IP	H	R	ER	BB	SO	2B	3B	HR	WP	BK	HBP	IBB	Score	W-L	Sv	ERA	NP
Mar 06	TEXAS TECH		1.0	0	0	0	0	1	0	0	0	0	0	0	0	4-8	0-0	0	0.00	11
Mar 10	at Long Beach State		2.0	2	1	1	2	1	0	0	0	0	0	0	0	3-7	0-0	0	3.00	35
Apr 09	at Lobos		2.0	1	0	0	0	1	0	0	0	0	0	0	0	6-15	0-0	0	1.80	27
Apr 20	at Stanford		0.1	1	1	1	3	0	0	1	0	0	0	0	0	5-17	0-0	0	3.38	17
May 16	ARIZONA		2.0	2	0	0	0	1	0	0	0	0	0	0	0	2-10	0-0	0	2.45	18
Totals		0	7.1	6	2	2	5	4	0	1	0	0	0	0	0	20-57	0-0	0	2.45	-



**Position:** Right Handed Pitcher  
**Bats:** R  
**Throws:** R  
**Height:** 6'4"  
**Weight:** 218  
**Year:** Sophomore  
**Hometown:** Scottsdale, Ariz.  
**High School:** Pinnacle  
**Experience:** 1 Letter

#### Career Highs at Arizona State:

**Innings** 3.0 at Texas Tech (3/19/13)  
**Ks** n/a  
**Walks allowed** 2 vs Texas Tech (5/15/13)

**2013 (Freshman):** Made seven appearances with two starts, both against Texas Tech...finished with a 0-1 record...tossed a season-high three innings in his first career start at Texas Tech March 19...allowed five runs and two walks in his final appearance of the season May 15 against Texas Tech...threw one scoreless inning in his first career appearance at Tennessee Feb. 23...allowed two runs and one hit in 2/3 innings against UCLA...competed for the Bend Elks of the West Coast League during the summer.

**High School:** Lettered two years in baseball and one in basketball at Pinnacle High School...2012 Second Team All-State selection...2011 All-Region honorable mention...National Honor Society member 2009-12...named 2010 Offensive Player of the Year (JV)...most exciting moment in sports was throwing a two-hit shutout at Horizon High School under the lights.

**Personal:** Majoring in civil engineering...says he chose ASU because the combination of great baseball, tradition, engineering and location...little league coach Darryl Scott (also is pitching coach with Modesto Nuts in Rockies organization) has had the biggest influence on his baseball career...enjoys playing basketball and drawing...works at a Boys & Girls club during the summer...favorite sports team is Minnesota Twins (all Minnesota teams) and favorite athlete is Justin Verlander...would love to learn to dance if he could learn to do anything...most played song on iPod is "Tear It Up" by Sammy Adams...parents are Mark and Lynnette Melbostad...has a brother, Jack...born on August 20, 1993...full name is Eric Thomas Melbostad.

#### Career Stats at Arizona State:

Year	ERA	G	GS	W	L	SV	IP	H	R	ER	BB	SO	OPP/Avg.
2013	17.18	7	2	0	1	0	7.1	19	15	14	4	0	.487


**SUN DEVIL**  
**B A S E B A L L**

Arizona State Baseball  
Individual Game-by-Game for Arizona State (as of Feb 12, 2014)

#38 Melbostad, Eric - 7 appearances (All games)

Date	Opponent	GS	IP	H	R	ER	BB	SO	2B	3B	HR	WP	BK	HBP	IBB	Score	W-L	Sv	ERA	NP
Feb 23	at Tennessee		1.0	0	0	0	1	0	0	0	0	0	0	0	0	2-11	0-0	0	0.00	19
Mar 19	at Texas Tech	*	3.0	5	4	3	1	0	2	0	0	0	0	1	0	7-8	0-0	0	6.75	47
Mar 30	UCLA		0.2	1	2	2	0	0	0	0	0	0	0	1	0	10-12	0-1	0	9.64	6
Apr 02	at Wichita State		0.2	3	1	1	0	0	1	0	0	0	0	0	0	4-3	0-1	0	10.12	-
Apr 07	OREGON		0.0	4	3	3	0	0	0	0	0	0	0	1	0	3-16	0-1	0	15.19	11
May 11	at California		0.1	1	0	0	0	0	0	0	0	0	0	0	0	10-9	0-1	0	14.29	7
May 15	TEXAS TECH	*	1.2	5	5	5	2	0	0	0	0	1	2	1	0	8-5	0-1	0	17.18	45
Totals		2	7.1	19	15	14	4	0	3	0	0	1	2	4	0	44-64	0-1	0	17.18	-





**Position:** Right Handed Pitcher  
**Bats:** R  
**Throws:** R  
**Height:** 6'3"  
**Weight:** 202  
**Year:** Redshirt Senior  
**Hometown:** Surrey, B.C., Canada  
**High School:** Elgin Park Secondary  
**Experience:** 2 Letters

#### Career Highs at Arizona State:

**Innings** 5.2 twice, last at Washington (5/26/13)  
**Ks** 7 vs UNLV (4/24/13)  
**Walks allowed** 4 twice, last vs Columbia (6/2/13)

**2013 (RS-Junior):** Appeared in 13 games, starting 11...set career marks in wins, appearances, innings pitched, strikeouts and opposing batting average...began the season as a midweek starter before taking over the Sunday role for the final four Pac-12 games...went 4-0 on the season with wins over Wichita State, UNLV twice and Stanford...Honorable Mention Pac-12 All-Academic...struck out a career-high seven against UNLV April 24...threw a career-high 5.2 innings twice, against UNLV and at Washington in his final start of the year...started against Columbia in the third game of the NCAA Regional and allowed three runs on five hits and struck out in 2.2 innings...graduated in Spring 2013 with a Bachelor of Science degree in Political Science...two-time Scholar Baller honoree (Spring '13, Fall '12).

**2012 (RS Sophomore):** Made five appearances, including three starts, in 10.2 innings pitched...went 1-1...made his first career start March 21 vs. UNLV and earned his first win after allowing two runs on three hits in four innings...made his first appearance for ASU March 3 vs. Winthrop and threw a perfect inning with one strikeout...struck out a batter in four of his five appearances.

**Junior College:** Played for Yavapai College in 2011...appeared in 18 games, recording a 7-2 record...threw 79.0 innings and had a 2.50 ERA...fanned 86 batters while walking 18...was an All-Conference and All-Region selection.

**2010 (New Mexico):** Spent the 2010 season as a redshirt for the New Mexico Lobos.

**High School:** A 2009 graduate of Elgin Park Secondary School in Surrey, British Columbia...earned four letters in baseball, hockey and volleyball, two in golf and one in basketball...was a team captain in baseball, hockey and volleyball...was twice named All-Conference in baseball...earned league Pitcher of the Year and league Most Valuable Player honor in 2009 as well as school's Student-Athlete of the Year...was the Student Body President during his senior year...was selected in the third round of the WHL draft by the Chilliwack Bruins as a defenseman.

**Personal:** Son of Nick Miller and Susan Langley...lists his favorite TV show as Entourage...says Derek Jeter is his favorite athlete...born September 29, 1991.

#### Career Stats at Arizona State:

Year	ERA	G	GS	W	L	IP	H	R	ER	BB	SO
2012	4.22	5	3	1	1	10.2	18	5	5	3	4
2013	4.85	13	11	4	0	52.0	65	35	28	27	24
<b>Total</b>	<b>4/74</b>	<b>18</b>	<b>14</b>	<b>5</b>	<b>1</b>	<b>62.2</b>	<b>83</b>	<b>40</b>	<b>33</b>	<b>30</b>	<b>28</b>

**SUN DEVIL**  
**B A S E B A L L**

Arizona State Baseball  
Individual Game-by-Game for Arizona State (as of Feb 12, 2014)

#25 Miller, Zak - 8 games (All games)

Date	Opponent	Pos	AB	R	H	RBI	2B	3B	HR	BB	SB	CS	HBP	SAC	SF	GDP	K	PO	A	E	Avg
Apr 03	at Wichita State	*p	0	0	0	0	0	0	0	0	0	0	0	0	0	0	0	0	1	0	.000
Apr 16	at Arizona	*p	0	0	0	0	0	0	0	0	0	0	0	0	0	0	0	0	2	0	.000
Apr 24	UNLV	*p	0	0	0	0	0	0	0	0	0	0	0	0	0	0	0	0	1	0	.000
Apr 30	at Arizona	*p	0	0	0	0	0	0	0	0	0	0	0	0	0	0	0	1	2	0	.000
May 05	STANFORD	*p	0	0	0	0	0	0	0	0	0	0	0	0	0	0	0	0	2	0	.000
May 12	at California	*p	0	0	0	0	0	0	0	0	0	0	0	0	0	0	0	0	2	0	.000
May 19	ARIZONA	*p	0	0	0	0	0	0	0	0	0	0	0	0	0	0	0	1	1	0	.000
May 26	at Washington	*p	0	0	0	0	0	0	0	0	0	0	0	0	0	0	0	0	1	0	.000
Totals		8gs	0	0	0	0	0	0	0	0	0	0	0	0	0	0	0	2	12	0	.000

On base pct. .000 • Slugging pct. .000

#25 Miller, Zak - 13 appearances (All games)

Date	Opponent	GS	IP	H	R	ER	BB	SO	2B	3B	HR	WP	BK	HBP	IBB	Score	W-L	Sv	ERA	NP
Feb 16	BETHUNE-COOKMAN		1.0	0	1	0	2	0	0	0	0	0	0	0	0	15-7	0-0	0	0.00	18
Mar 13	NEW MEXICO	*	3.0	4	2	0	0	1	1	0	0	1	0	1	0	4-3	0-0	0	0.00	54
Mar 19	at Texas Tech		2.0	2	1	1	0	2	0	0	0	0	0	0	0	7-8	0-0	0	1.50	39
Apr 03	at Wichita State	*	5.0	7	1	1	3	4	0	0	0	0	0	0	0	4-2	1-0	0	1.64	-
Apr 10	at UNLV	*	5.0	7	3	3	3	2	1	0	0	0	0	0	0	11-3	2-0	0	2.81	1
Apr 16	at Arizona	*	5.0	3	2	2	2	2	0	0	0	0	0	1	0	9-10	2-0	0	3.00	-
Apr 24	UNLV	*	5.2	6	2	1	2	7	1	0	0	0	0	1	0	5-2	3-0	0	2.70	94
Apr 30	at Arizona	*	5.0	5	5	4	2	0	1	0	0	0	0	2	0	7-5	3-0	0	3.41	-
May 05	STANFORD	*	5.0	7	3	3	3	1	2	0	0	1	0	1	0	11-8	4-0	0	3.68	78
May 12	at California	*	3.1	8	5	4	0	2	0	0	2	0	0	0	0	10-7	4-0	0	4.28	56
May 19	ARIZONA	*	3.2	6	5	4	2	0	2	0	0	0	0	0	0	6-7	4-0	0	4.74	61
May 26	at Washington	*	5.2	5	2	2	4	1	0	0	0	0	0	2	0	2-7	4-0	0	4.56	70
Jun 02	at Columbia	*	2.2	5	3	3	4	2	1	0	0	0	1	1	0	10-5	4-0	0	4.85	55
Totals		11	52.0	65	35	28	27	24	9	0	2	2	1	9	0	101-74	4-0	0	4.85	-

2012 Arizona State Sun Devil Baseball  
Individual Game-by-Game for Arizona State (as of Jun 03, 2012)


#25 Miller, Zak - 3 games (All games)

Date	Opponent	Pos	AB	R	H	RBI	2B	3B	HR	BB	SB	CS	HBP	SAC	SF	GDP	K	PO	A	E	Avg
Mar 06	TEXAS TECH		0	0	0	0	0	0	0	0	0	0	0	0	0	0	0	0	1	0	.000
Mar 27	CAL STATE FULLERT	*	0	0	0	0	0	0	0	0	0	0	0	0	0	0	0	0	1	0	.000
Apr 09	at Lobos	*p	0	0	0	0	0	0	0	0	0	0	0	0	0	0	0	0	0	1	.000
Totals		2gs	0	0	0	0	0	0	0	0	0	0	0	0	0	0	0	0	2	1	.000

On base pct. .000 • Slugging pct. .000

#25 Miller, Zak - 5 appearances (All games)

Date	Opponent	GS	IP	H	R	ER	BB	SO	2B	3B	HR	WP	BK	HBP	IBB	Score	W-L	Sv	ERA	NP
Mar 03	vs Winthrop		1.0	0	0	0	0	1	0	0	0	0	0	0	0	17-2	0-0	0	0.00	8
Mar 06	TEXAS TECH		0.1	4	2	2	0	0	2	0	0	0	0	0	0	4-8	0-1	0	13.50	20
Mar 21	UNLV	*	4.0	3	2	2	1	1	0	0	1	0	0	0	0	4-2	1-1	0	6.75	60
Mar 27	CAL STATE FULLERT	*	4.1	7	0	0	0	1	2	0	0	0	0	0	0	1-0	1-1	0	3.72	62
Apr 09	at Lobos	*	1.0	4	1	1	2	1	0	0	0	0	0	0	0	6-15	1-1	0	4.22	39
Totals		3	10.2	18	5	5	3	4	4	0	1	0	0	0	0	32-27	1-1	0	4.22	-



**Position:** Outfielder  
**Bats:** S  
**Throws:** R  
**Height:** 6'2"  
**Weight:** 190  
**Year:** Sophomore  
**Hometown:** Albuquerque, N.M.  
**High School:** Eldorado  
**Experience:** 1 Letter

#### Career Highs at Arizona State:

**Hits** 1 vs Bethune-Cookman (2/16/13)  
**RBI** 2 vs Bethune-Cookman (2/16/13)  
**Runs** n/a  
**Walks** 1 twice, last at Arizona (4/30/13)  
**At Bats** 2 vs Bethune-Cookman (2/16/13)

**2013 (Freshman):** Appeared in 11 games...batted .111 (1-for-9) with two RBI...had a two-run double in the first weekend of the season against Bethune-Cookman Feb. 16 for his only hit of the year...competed for the Bend Elks in the West Coast League during the summer.

**MLB Draft:** Was selected by the Atlanta Braves in the 39th round (1199th overall) of the 2012 MLB Draft.

**High School:** Three-year letterman at Eldorado High School in Albuquerque, N.M...was a team captain his senior season...2012 First-Team All-State, All-Metro and All-Star...hit .510 with six home runs with a wood bat his senior season...hit .468 with eight HR, and went 12-for-12 in opening playoff series against Mayfield High School his junior season...most exciting moment was being on the field his sophomore year after undergoing two surgeries.

**Personal:** Majoring in business communication...chose ASU because of great baseball tradition and good academics...says Jason Columbus, his hitting instructor, has had the biggest impact on his baseball career...favorite pro sports teams are the Kansas City Royals and Kansas City Chiefs...favorite person to follow on twitter is team @JohnnySewald...if he could learn to do anything, it would be to sky dive...hobbies include fishing and spending time with his family...born on Feb. 16, 1993...parents are Ed and Roxanne O'Dwyer...has an older brother, Matt...full name is Cullen Cahalan O'Dwyer.

#### Career Stats at Arizona State:

Year	Avg.	GP	GS	AB	R	H	2B	3B	HR	RBI	SLG%	BB	HBP	SO	GDP	OBP	SB	SBA	PO	A	E	F%
2013	.111	11	0	9	0	1	1	0	0	2	.222	2	0	5	1	.273	0	0	3	0	0	1.000


**SUN DEVIL**  
**B A S E B A L L**

Arizona State Baseball  
Individual Game-by-Game for Arizona State (as of Feb 12, 2014)

#22 O'Dwyer, Cullen - 11 games (All games)

Date	Opponent	Pos	AB	R	H	RBI	2B	3B	HR	BB	SB	CS	HBP	SAC	SF	GDP	K	PO	A	E	Avg
Feb 16	BETHUNE-COOKMAN	of	2	0	1	2	1	0	0	0	0	0	0	0	0	0	1	0	1	0	.500
Feb 23	at Tennessee		1	0	0	0	0	0	0	0	0	0	0	0	0	0	1	1	0	0	.333
Mar 01	vs Pacific	of	1	0	0	0	0	0	0	0	0	0	0	0	0	0	1	0	0	0	.250
Mar 09	LONG BEACH STATE-	ph/of	1	0	0	0	0	0	0	0	0	0	0	0	0	0	1	0	0	0	.200
Mar 10	LONG BEACH STATE	of	0	0	0	0	0	0	0	0	0	0	0	0	0	0	0	0	0	0	.200
Apr 07	OREGON	ph/of	1	0	0	0	0	0	0	0	0	0	0	0	0	1	0	1	0	0	.167
Apr 10	at UNLV	ph/of	1	0	0	0	0	0	0	0	0	0	0	0	0	0	0	0	0	0	.143
Apr 19	VALPARAISO	ph/of	2	0	0	0	0	0	0	0	0	0	0	0	0	0	1	0	0	0	.111
Apr 20	VALPARAISO	ph/of	0	0	0	0	0	0	0	1	0	0	0	0	0	0	0	0	0	0	.111
Apr 30	at Arizona	ph/of	0	0	0	0	0	0	0	1	0	0	0	0	0	0	0	0	0	0	.111
May 25	at Washington	of	0	0	0	0	0	0	0	0	0	0	0	0	0	0	0	1	0	0	.111
Totals		Ogs	9	0	1	2	1	0	0	2	0	0	0	0	0	1	5	3	1	0	.111

On base pct. .273 • Slugging pct. .222



**Position:** Outfield  
**Bats:** L  
**Throws:** L  
**Height:** 5'10"  
**Weight:** 184  
**Year:** Junior  
**Hometown:** Phoenix, Ariz.  
**High School:** Pinnacle  
**Experience:** 2 Letters

#### Career Highs at Arizona State:

**Hits** 3 twice, at Washington (5/24/13)  
**RBI** 4 at Texas Tech (3/19/13)  
**Runs** 2 many, last at Columbia (6/2/13)  
**Walks** 2 many, last vs Texas Tech (5/15/13)  
**At Bats** 5 many, last at Washington (5/24/13)

**2013 (Sophomore):** Started 55 games at left field...hit .251 (47-187) with 12 doubles, five triples and two home runs...added 26 RBI and .401 slugging percentage...notched six outfield assists...scored two runs in a game seven times, four of which came against Pac-12 foes...had two home runs on the year, including one against Arizona (5/19)...had his best game offensively against Texas Tech (3/19) where he set a season high with four RBI and tied a season high in hits with three, including a season-high two doubles...stole three bases...put together an eight-game hitting steak between March 9-19 that included five straight games with multiple hits...tallied six RBI, seven hits and three runs scored in a three-game span March 16-19...his 16 multi-hit games were the fifth most on the team, including two three-hit games...added six multi-RBI games, including five with two...earned Scholar Baller recognition in Spring 2013...competed for the Laconia Muskrats of the New England Collegiate League this summer.

**2012 (Freshman):** Started four games, including two each in left field and right field...collected his first collegiate RBI vs. Winthrop...recorded his first collegiate hit, a two-run double, vs. New Mexico April 9... made his first collegiate start vs. Western Michigan on Feb. 19.

**High School:** A 2011 graduate of Pinnacle High School...earned four varsity letters in baseball and two in football...was a three-time First Team All-Regional pick and was a Second Team All-State choice as a junior...played in the Connie Mack World Series.

**Personal:** An interdisciplinary major...son of Len and Heather...has two siblings...lists Brian Wilson of the San Francisco Giants as his favorite athlete...is a yellow belt in karate...would like to attend the FIFA World Cup...full name is Jacob Eron Peevyhouse.

#### Career Stats at Arizona State:

Year	Avg.	GP	GS	AB	R	H	2B	3B	HR	RBI	SLG%	BB	HBP	SO	GDP	OBP	SB	SBA	PO	A	E	F%
2012	.095	14	4	21	1	2	1	0	0	4	.143	1	0	4	1	.130	0	0	7	1	0	1.000
2013	.251	55	55	187	37	47	12	5	2	26	.401	23	8	30	4	.358	3	3	79	6	3	.966
<b>Total</b>	<b>.236</b>	<b>69</b>	<b>59</b>	<b>208</b>	<b>38</b>	<b>49</b>	<b>13</b>	<b>5</b>	<b>2</b>	<b>30</b>	<b>.375</b>	<b>24</b>	<b>8</b>	<b>34</b>	<b>5</b>	<b>.336</b>	<b>3</b>	<b>3</b>	<b>86</b>	<b>7</b>	<b>3</b>	<b>.969</b>

**SUN DEVIL**  
**B A S E B A L L**



Arizona State Baseball  
Individual Game-by-Game for Arizona State (as of Feb 12, 2014)

#21 Peevyhouse, Jake - 55 games (All games)

Date	Opponent	Pos	AB	R	H	RBI	2B	3B	HR	BB	SB	CS	HBP	SAC	SF	GDP	K	PO	A	E	Avg
Feb 15	BETHUNE-COOKMAN	*of	5	0	0	0	0	0	0	0	0	0	0	0	0	0	1	2	0	0	.000
Feb 16	BETHUNE-COOKMAN	*of	3	2	2	0	0	0	0	1	0	0	0	0	0	0	0	0	0	0	.250
Feb 22	at Tennessee	*	3	0	0	0	0	0	0	1	0	0	0	0	0	0	0	0	0	0	.182
Feb 28	vs Arkansas	*of	2	1	0	0	0	0	0	1	0	0	0	0	0	0	0	0	0	0	.154
Mar 01	vs Pacific	*of	3	1	2	1	0	0	0	0	0	0	0	0	0	0	0	0	0	0	.250
Mar 02	vs Arkansas	*of	3	0	1	1	1	0	0	0	0	0	0	0	0	0	1	0	0	0	.263
Mar 03	vs Gonzaga	*of	4	0	0	0	0	0	0	0	0	0	0	0	0	0	1	1	0	0	.217
Mar 09	LONG BEACH STATE-	*of	3	1	1	1	0	1	0	0	1	0	0	0	0	0	0	1	0	0	.231
Mar 09	LONG BEACH STATE-	*of	2	0	1	0	0	0	0	1	0	0	0	0	0	0	1	2	0	0	.250
Mar 10	LONG BEACH STATE	*of	2	2	1	0	0	0	0	1	0	0	0	0	0	0	0	5	0	0	.267
Mar 13	NEW MEXICO	*of	4	1	2	0	1	0	0	0	0	0	1	0	0	0	0	1	0	0	.294
Mar 15	WASHINGTON STATE	*of	4	1	2	0	0	0	0	0	0	0	0	0	0	0	0	0	0	0	.316
Mar 16	WASHINGTON STATE	*of	4	1	2	1	0	0	0	0	0	0	0	0	0	0	1	1	0	0	.333
Mar 17	WASHINGTON STATE	*of	5	1	2	1	0	0	0	0	0	0	0	0	0	0	0	1	0	0	.340
Mar 19	at Texas Tech	*	5	1	3	4	2	0	0	0	1	0	0	0	0	0	0	1	0	0	.365
Mar 22	at Oregon State	*of	2	0	0	0	0	0	0	1	0	0	0	0	0	0	1	1	0	0	.352
Mar 23	at Oregon State	*of	4	1	2	2	0	0	1	0	0	0	0	0	0	0	0	3	0	0	.362
Mar 24	at Oregon State	*of	4	0	0	0	0	0	0	0	0	0	0	1	0	0	0	0	0	0	.339
Mar 28	UCLA	*of	4	0	0	1	0	0	0	0	0	0	0	0	0	0	0	2	0	0	.318
Mar 29	UCLA	*of	4	1	1	0	1	0	0	0	0	0	0	0	0	0	1	2	0	0	.314
Mar 30	UCLA	*of	5	0	2	2	1	0	0	0	0	0	0	0	0	1	0	1	0	0	.320
Apr 02	at Wichita State	*of	3	0	0	0	0	0	0	2	0	0	0	0	0	0	3	2	0	0	.308
Apr 03	at Wichita State	*of	3	1	0	0	0	0	0	0	0	0	1	0	0	0	0	4	0	0	.296
Apr 05	OREGON	*of	4	0	2	2	1	1	0	1	0	0	0	1	0	0	0	1	0	0	.306
Apr 06	OREGON	*of	4	2	1	1	1	0	0	0	0	0	1	0	0	0	1	0	0	0	.303
Apr 07	OREGON	*of	1	1	0	0	0	0	0	2	0	0	0	0	0	0	0	2	1	0	.300
Apr 10	at UNLV	*of	3	1	2	0	0	0	0	1	1	0	0	0	0	0	0	2	0	0	.312
Apr 12	at Southern Cal	*of	3	0	0	0	0	0	0	1	0	0	0	0	0	0	1	1	0	1	.302
Apr 13	at Southern Cal	*of	4	0	0	0	0	0	0	0	0	0	0	0	0	0	2	1	0	0	.290
Apr 14	at Southern Cal	*of	5	0	0	0	0	0	0	0	0	0	0	0	0	0	2	2	0	0	.276
Apr 19	VALPARAISO	*of	4	1	1	0	1	0	0	0	0	0	0	0	0	0	2	1	1	0	.275
Apr 20	VALPARAISO	*of	4	1	2	1	0	1	0	0	0	0	0	0	0	0	1	0	0	0	.283
Apr 21	VALPARAISO	*of	4	1	2	0	0	0	0	1	0	0	0	0	0	0	2	1	0	0	.291
Apr 24	UNLV	*of	4	0	0	0	0	0	0	0	0	0	0	0	0	1	0	1	0	0	.281
Apr 26	at Utah	*of	3	0	1	0	0	0	0	0	0	0	0	0	0	0	0	0	0	0	.282
Apr 27	at Utah	*of	4	0	0	0	0	0	0	0	0	0	0	0	0	0	0	0	0	0	.273
Apr 30	at Arizona	*of	1	1	1	1	0	0	1	1	0	0	0	0	0	0	0	2	0	0	.279
May 03	STANFORD	*of	3	0	0	0	0	0	0	1	0	0	0	0	0	0	1	1	0	0	.273
May 04	STANFORD	*of	5	1	1	0	0	1	0	0	0	0	0	0	0	0	1	3	0	0	.270
May 05	STANFORD	*of	3	2	2	1	0	0	0	2	0	0	0	0	0	0	0	2	0	0	.279
May 10	at California	*of	2	0	0	0	0	0	0	0	0	0	2	0	0	0	1	3	0	0	.275
May 11	at California	*of	4	1	0	0	0	0	0	0	0	0	0	0	0	0	0	3	0	0	.267
May 12	at California	*of	4	0	0	1	0	0	0	0	0	0	0	0	0	1	0	3	1	0	.260
May 15	TEXAS TECH	*of	2	2	0	0	0	0	0	2	0	0	0	0	0	0	1	3	0	0	.257
May 17	ARIZONA	*of	3	1	1	2	0	0	0	1	0	0	0	0	0	0	0	1	1	0	.258
May 18	ARIZONA	*of	4	0	0	0	0	0	0	0	0	0	0	0	0	1	0	2	1	0	.252
May 19	ARIZONA	*of	4	2	2	0	0	1	0	0	0	0	0	0	0	0	1	1	0	0	.258
May 21	BRIGHAM YOUNG	*of	3	0	0	0	0	0	0	0	0	0	0	0	0	0	2	2	1	0	.253
May 24	at Washington	*of	5	0	3	2	1	0	0	0	0	0	0	0	0	0	0	2	0	0	.263
May 25	at Washington	*of	2	2	1	1	1	0	0	1	0	0	2	0	0	0	0	1	0	0	.266
May 26	at Washington	*of	3	1	0	0	0	0	0	1	0	0	0	0	0	0	0	1	0	1	.261
May 31	vs New Mexico	*of	3	0	0	0	0	0	0	0	0	0	0	0	0	0	0	1	0	0	.257
Jun 01	at Cal State Fullerton	*of	2	0	0	0	0	0	0	0	0	0	0	0	0	0	2	4	0	0	.254
Jun 02	at Columbia	*	3	2	1	0	1	0	0	0	0	0	1	0	0	0	0	2	0	1	.255
Jun 02	at Cal State Fullerton	*	3	0	0	0	0	0	0	0	0	0	0	0	0	0	0	0	0	0	.251
Totals		55gs	187	37	47	26	12	5	2	23	3	0	8	2	0	4	30	79	6	3	.251


On base pct. .358 • Slugging pct. .401

2012 Arizona State Sun Devil Baseball  
Individual Game-by-Game for Arizona State (as of Jun 03, 2012)

#22 Peevyhouse, Jake - 14 games (All games)

Date	Opponent	Pos	AB	R	H	RBI	2B	3B	HR	BB	SB	CS	HBP	SAC	SF	GDP	K	PO	A	E	Avg
Feb 17	WESTERN MICHIGAN		1	0	0	0	0	0	0	0	0	0	0	0	1	0	0	0	0	0	.000
Feb 18	WESTERN MICHIGAN		1	0	0	0	0	0	0	0	0	0	0	0	0	0	0	0	0	0	.000
Feb 19	WESTERN MICHIGAN	*	5	0	0	0	0	0	0	0	0	0	0	0	0	0	1	2	0	0	.000
Feb 24	UC RIVERSIDE		0	0	0	0	0	0	0	1	0	0	0	0	0	0	0	0	0	0	.000
Feb 25	UC RIVERSIDE	*	2	0	0	0	0	0	0	0	0	0	0	0	0	0	1	1	1	0	.000
March 1	2 vs Saint Louis		1	0	0	0	0	0	0	0	0	0	0	0	0	0	1	0	0	0	.000
Mar 03	vs Winthrop		2	0	0	1	0	0	0	0	0	0	0	0	0	0	0	1	0	0	.000
Mar 06	TEXAS TECH	*	2	0	0	1	0	0	0	0	0	0	0	0	0	1	0	2	0	0	.000
Mar 13	UTAH VALLEY		2	0	0	0	0	0	0	0	0	0	0	0	0	0	0	0	0	0	.000
Apr 09	at Lobos	of	1	1	1	2	1	0	0	0	0	0	0	0	0	0	0	1	0	0	.059
Apr 10	at Lobos	*of	2	0	1	0	0	0	0	0	0	0	0	0	0	0	1	0	0	0	.105
Apr 21	at Stanford	of	0	0	0	0	0	0	0	0	0	0	0	0	0	0	0	0	0	0	.105
May 05	UTAH		1	0	0	0	0	0	0	0	0	0	0	0	0	0	0	0	0	0	.100
May 12	at GONZAGA BULLDO	ph/of	1	0	0	0	0	0	0	0	0	0	0	0	0	0	0	0	0	0	.095
Totals		4gs	21	1	2	4	1	0	0	1	0	0	0	0	1	1	4	7	1	0	.095

On base pct. .130 • Slugging pct. .143




<b>Position:</b>	Catcher
<b>Bats:</b>	R
<b>Throws:</b>	R
<b>Height:</b>	6'0"
<b>Weight:</b>	195
<b>Year:</b>	Freshman
<b>Hometown:</b>	Palm Desert, Calif.
<b>High School:</b>	Palm Desert
<b>Experience:</b>	High School

**High School:** Graduated from Palm Desert High School in 2013...three-year letterman in baseball and basketball...basketball team captain as a senior...named CIF Div. 4 Player of the Year in 2012...two-time First Team All-CIF selection in 2012 and 2013...two-time First Team DUL selection in 2012 and 2013...led team to CIF Championship in 2011.

**Personal:** Majoring in Business...parents are James and Laura Serven...has a younger sister, Kristina, and a brother, Jonathan, who plays baseball for Long Beach State...born May 5, 1995...full name is Brian Nicholas Serven.

A large, stylized Sun Devil logo in the background, featuring a purple and yellow torch-like shape with a central vertical element and horizontal bars near the base.

**SUN DEVIL**  
**B A S E B A L L**



**Position:** Outfielder  
**Bats:** L  
**Throws:** R  
**Height:** 6'0"  
**Weight:** 160  
**Year:** Sophomore  
**Hometown:** Las Vegas, Nev.  
**High School:** Bishop Gorman  
**Experience:** 1 Letter

#### Career Highs at Arizona State:

**Hits** 2 twice, last vs UCLA (3/30/13)  
**RBI** 2 vs Valparaiso (4/19/13)  
**Runs** 1 many, last vs Valparaiso (4/19/13)  
**Walks** 1 many, last at Utah (4/26/13)  
**At Bats** 5 vs UCLA (3/30/13)

**2013 (Freshman):** Played in 27 games, including nine starts (seven at centerfield and two at designated hitter)...hit .239 (11-for-46) with three doubles, four RBI and a .304 slugging percentage...had a season-high two RBI against Valparaiso April 19...had two hits in his first career road start at Tennessee....competed for the Bellingham Bells of the West Coast League this summer.

**MLB Draft:** Was selected by the Baltimore Orioles in the 34th round (1032nd overall) of the 2012 MLB Draft.

**High School:** Four-year letterman in baseball and four-time state champion...was named team captain his senior year...First-Team All-State 2011-12 and All-Southern Nevada 2010-12...hit .378 in 2010, .469 in 2011 and .440 in 2012...recorded 98 career stolen bases...clocked at a 6.5 60-yard dash in 2012...most exciting moment in sports was winning a state championship in all four years of high school.

**Personal:** Majoring in business...says he chose ASU for the rich tradition and feeling of family...his father has had the biggest influence on his baseball career...favorite sports team is the LA Dodgers and favorite player is Matt Kemp, who is also his favorite person on Twitter to follow...most played song on iPod is "Say Yeah" by Wiz Khalifa...if he could learn to do anything, it would be to drive a stick-shift car...parents are Mark and Judi Sewald...father played baseball at Loyola Marymount from 1979-83 and was drafted twice...has an older brother, Paul, who played baseball at San Diego from 2008-12 and was drafted in 2012....born November 11, 1993...full name is John Michael Sewald.

#### Career Stats at Arizona State:

Year	Avg.	GP	GS	AB	R	H	2B	3B	HR	RBI	SLG%	BB	HBP	SO	GDP	OBP	SB	SBA	PO	A	E	F%
2013	.239	27	9	46	3	11	3	0	0	4	.304	3	0	11	0	.286	1	2	21	0	0	1.000


**SUN DEVIL**  
**B A S E B A L L**

Arizona State Baseball  
Individual Game-by-Game for Arizona State (as of Feb 12, 2014)

#18 Sewald, Johnny - 27 games (All games)

Date	Opponent	Pos	AB	R	H	RBI	2B	3B	HR	BB	SB	CS	HBP	SAC	SF	GDP	K	PO	A	E	Avg
Feb 16	BETHUNE-COOKMAN	of	2	0	0	0	0	0	0	0	0	0	0	0	0	0	0	0	0	0	.000
Feb 17	BETHUNE-COOKMAN	*of	4	0	1	0	0	0	0	0	0	0	0	0	0	0	2	2	0	0	.167
Feb 23	at Tennessee	*	4	0	2	0	0	0	0	0	1	0	0	0	0	0	0	1	0	0	.300
Mar 01	vs Pacific	of	2	0	0	0	0	0	0	0	0	0	0	0	0	0	0	1	0	0	.250
Mar 09	LONG BEACH STATE-	of	0	0	0	0	0	0	0	0	0	0	0	0	0	0	0	0	0	0	.250
Mar 10	LONG BEACH STATE	of	1	0	0	0	0	0	0	0	0	0	0	0	0	0	0	1	0	0	.231
Mar 15	WASHINGTON STATE	ph	1	0	0	0	0	0	0	0	0	0	0	0	0	0	1	0	0	0	.214
Mar 16	WASHINGTON STATE	*dh	3	0	1	0	0	0	0	0	0	0	0	0	0	0	0	0	0	0	.235
Mar 17	WASHINGTON STATE	*dh	3	0	0	0	0	0	0	0	0	0	0	0	0	0	2	0	0	0	.200
Mar 19	at Texas Tech		0	0	0	0	0	0	0	0	0	0	0	1	0	0	0	0	0	0	.200
Mar 22	at Oregon State	*of	2	0	0	0	0	0	0	1	0	0	0	0	0	0	1	0	0	0	.182
Mar 24	at Oregon State	pr	0	0	0	0	0	0	0	0	0	1	0	0	0	0	0	0	0	0	.182
Mar 29	UCLA	*of	3	1	0	0	0	0	0	1	0	0	0	0	0	0	0	1	0	0	.160
Mar 30	UCLA	*of	5	0	2	1	1	0	0	0	0	0	0	0	0	0	0	4	0	0	.200
Apr 02	at Wichita State	pr/of	1	0	0	0	0	0	0	0	0	0	0	0	0	0	0	1	0	0	.194
Apr 05	OREGON	ph	0	0	0	0	0	0	0	0	0	0	0	1	0	0	0	0	0	0	.194
Apr 07	OREGON	of	1	0	0	0	0	0	0	0	0	0	0	0	0	0	0	0	0	0	.188
Apr 10	at UNLV	ph/of	1	1	1	0	1	0	0	0	0	0	0	0	0	0	0	1	0	0	.212
Apr 16	at Arizona	*of	4	0	1	1	0	0	0	0	0	0	0	1	0	0	2	2	0	0	.216
Apr 19	VALPARAISO	ph/of	1	1	1	2	0	0	0	0	0	0	0	0	0	0	0	0	0	0	.237
Apr 20	VALPARAISO	of	1	0	0	0	0	0	0	0	0	0	0	0	0	0	1	0	0	0	.231
Apr 26	at Utah	of	0	0	0	0	0	0	0	1	0	0	0	0	0	0	0	0	0	0	.231
Apr 28	at Utah	*of	3	0	1	0	1	0	0	0	0	0	0	1	0	0	2	4	0	0	.238
Apr 30	at Arizona	pr/of	3	0	1	0	0	0	0	0	0	0	0	0	0	0	0	2	0	0	.244
May 04	STANFORD	ph	0	0	0	0	0	0	0	0	0	0	0	1	0	0	0	0	0	0	.244
May 25	at Washington	of	1	0	0	0	0	0	0	0	0	0	0	0	0	0	0	1	0	0	.239
Jun 01	at Cal State Fullerton	ph/of	0	0	0	0	0	0	0	0	0	0	0	1	0	0	0	0	0	0	.239
Totals		9gs	46	3	11	4	3	0	0	3	1	1	0	6	0	0	11	21	0	0	.239

On base pct. .286 • Slugging pct. .304



**Position:** Infield  
**Bats:** S  
**Throws:** R  
**Height:** 5'10"  
**Weight:** 180  
**Year:** Junior  
**Hometown:** Gilbert, Ariz.  
**High School:** Gilbert  
**Experience:** 2 Letters

#### Career Highs at Arizona State:

**Hits** 3 many, last at Cal (5/11/13)  
**RBI** 2 many, last vs BYU (5/21/13)  
**Runs** 3 vs Bethune-Cookman (2/15/13)  
**Walks** 2 vs Oregon (4/6/13)  
**At Bats** 5 many, last at Washington (5/25/13)

**Baseball Bloodlines:** Drew's father Andy played seven seasons in the Major Leagues for the New York Yankees, Houston Astros, Montreal Expos and Arizona Diamondbacks...Andy spent three seasons as an assistant coach at Arizona State (2007-2009), winning two Pac-10 titles and making the 2009 College World Series, and is currently the Head Baseball Coach at Grand Canyon University.

**2013 (Sophomore):** Started 59 games at shortstop...batted .295 (64-217) with 10 doubles, three triples and two home runs...added 25 RBI with a .396 slugging percentage...stole seven bases, tied for the second most on the team...had four three-hit performances on the season, three of which came in Pac-12 play, and recorded multiple hits in 17 games, fourth most on the team...four times had a two RBI game...his 192 assists ranked fourth in the Pac-12...ranked first on the team and fifth in the conference in fielding double plays with 38...tied a team-high with a 21-game reached base streak...also put together an 11-game hitting streak between April 19-May 4...put together two separate double-digit hitting streaks...hit his first career home run in the first game of the season against Bethune Cookman Feb. 15 and also scored a career three runs in the game...knocked in a game-winning RBI single in the 10th inning in a road win over Utah April 26...along with Dalton DiNatale, hit consecutive home runs in 7th inning against BYU May 21...earned Scholar Baller recognition in Fall 2012...stole two bases against UCLA (3/28).

**2012 (Freshman):** Appeared in 31 games and started 20, including 16 at third base, two at shortstop and one each at second base and DH...made his first collegiate start, and collected his first hit and RBI against Western Michigan Feb. 19 and ended the game with two hits and two RBI in three at-bats...went 2-for-4 with two RBI against Cal March 24...had three multi-hit games.

**High School:** A 2011 graduate of Gilbert High School...played baseball, basketball and football at GHS...was team captain in both football and baseball as a senior...was three times selected to the All-Region team...teamed with current Sun Devil teammate Nathaniel Causey at Gilbert.

**MLB Draft:** Was a 40th round pick (1,218th overall) of the Colorado Rockies in the 2011 Major League Baseball draft.

**Personal:** Majoring in communications...son of Andy and Mari Ana...has one brother (Dane) and two sisters (Marisa and Mia)...would like to attend a Super Bowl...says Derek Jeter and Jimmy Rollins are his favorite athletes...born June 18, 1993...full name is Drew Alan Stankiewicz.

#### Career Stats at Arizona State:

Year	Avg.	GP	GS	AB	R	H	2B	3B	HR	RBI	SLG%	BB	HBP	SO	GDP	OBP	SB	SBA	PO	A	E	F%
2012	.265	31	20	68	11	18	5	1	0	7	.368	10	1	13	1	.363	0	1	19	53	7	.911
2013	.295	59	59	217	34	64	10	3	2	25	.396	20	3	37	1	.363	7	12	91	193	18	.940
<b>Total</b>	<b>.288</b>	<b>90</b>	<b>79</b>	<b>285</b>	<b>45</b>	<b>82</b>	<b>15</b>	<b>4</b>	<b>2</b>	<b>32</b>	<b>.389</b>	<b>30</b>	<b>4</b>	<b>50</b>	<b>2</b>	<b>.363</b>	<b>7</b>	<b>13</b>	<b>110</b>	<b>246</b>	<b>25</b>	<b>.934</b>

**SUN DEVIL**  
**B A S E B A L L**



Arizona State Baseball  
Individual Game-by-Game for Arizona State (as of Feb 12, 2014)

#17 Stankiewicz, Drew - 59 games (All games)

Date	Opponent	Pos	AB	R	H	RBI	2B	3B	HR	BB	SB	CS	HBP	SAC	SF	GDP	K	PO	A	E	Avg
Feb 15	BETHUNE-COOKMAN	*ss	5	3	3	1	0	0	1	0	1	0	0	0	0	0	1	0	4	0	.600
Feb 16	BETHUNE-COOKMAN	*ss	4	2	2	2	1	0	0	0	0	0	0	0	0	0	1	0	2	0	.556
Feb 17	BETHUNE-COOKMAN	*ss	4	1	2	1	1	0	0	0	0	0	0	0	0	0	0	2	4	0	.538
Feb 22	at Tennessee	*	4	0	0	0	0	0	0	0	0	0	1	0	0	0	1	0	2	0	.412
Feb 23	at Tennessee	*	4	0	0	0	0	0	0	0	0	0	0	0	0	0	1	1	3	1	.333
Feb 28	vs Arkansas	*ss	4	0	1	0	0	0	0	0	0	0	0	0	0	0	0	1	5	0	.320
Mar 01	vs Pacific	*ss	3	0	1	2	0	0	0	0	0	0	0	0	0	0	0	1	1	0	.321
Mar 02	vs Arkansas	*ss	4	0	1	0	0	0	0	0	0	0	0	0	0	0	2	0	7	0	.312
Mar 03	vs Gonzaga	*ss	4	0	0	0	0	0	0	0	0	0	0	0	0	0	2	1	5	0	.278
Mar 09	LONG BEACH STATE-	*ss	4	1	0	0	0	0	0	0	0	0	0	0	0	0	1	2	6	0	.250
Mar 09	LONG BEACH STATE-	*ss	4	0	2	1	0	0	0	0	0	0	0	0	0	0	1	1	2	0	.273
Mar 10	LONG BEACH STATE	*ss	3	1	2	1	0	0	0	0	0	0	1	0	0	0	0	1	1	0	.298
Mar 13	NEW MEXICO	*ss	5	0	1	1	0	0	0	0	1	0	0	0	0	0	1	0	3	1	.288
Mar 15	WASHINGTON STATE	*ss	3	0	1	1	0	0	0	0	0	0	1	0	0	0	0	1	3	0	.291
Mar 16	WASHINGTON STATE	*ss	3	0	1	0	0	0	0	0	0	0	0	0	0	0	1	4	1	1	.293
Mar 17	WASHINGTON STATE	*ss	4	0	3	2	0	0	0	0	0	0	0	0	0	0	0	1	1	2	.323
Mar 19	at Texas Tech	*	3	1	1	1	1	0	0	1	0	0	0	0	0	0	0	3	3	0	.323
Mar 22	at Oregon State	*ss	4	0	1	0	0	0	0	0	1	0	0	0	0	1	1	3	4	0	.319
Mar 23	at Oregon State	*ss	4	0	0	0	0	0	0	0	0	0	0	0	0	0	0	0	5	1	.301
Mar 24	at Oregon State	*ss	3	1	1	1	0	0	0	0	0	1	0	1	0	0	0	2	2	0	.303
Mar 28	UCLA	*ss	2	1	1	1	1	0	0	1	2	0	0	0	0	0	1	2	3	0	.308
Mar 29	UCLA	*ss	3	1	1	0	0	0	0	1	0	0	0	0	0	0	1	3	2	0	.309
Mar 30	UCLA	*ss	5	1	3	1	0	0	0	0	0	0	0	0	0	0	1	4	5	0	.326
Apr 02	at Wichita State	*ss	5	0	1	0	0	0	0	0	0	0	0	0	0	0	1	2	0	0	.319
Apr 03	at Wichita State	*ss	2	0	1	0	0	0	0	1	0	0	0	1	0	0	1	1	2	0	.323
Apr 05	OREGON	*ss	4	1	1	0	0	0	0	1	0	0	0	0	0	0	2	4	4	0	.320
Apr 06	OREGON	*ss	3	2	1	0	0	0	0	2	0	0	0	0	0	0	0	0	2	0	.320
Apr 07	OREGON	*ss	3	1	2	1	1	1	0	0	0	0	0	0	0	0	0	0	3	0	.330
Apr 10	at UNLV	*ss	4	1	2	0	0	0	0	0	0	1	0	0	0	0	1	3	4	0	.336
Apr 12	at Southern Cal	*ss	3	0	0	0	0	0	0	0	0	0	0	0	0	0	1	1	5	0	.327
Apr 13	at Southern Cal	*ss	4	0	0	0	0	0	0	0	0	0	0	0	0	0	0	1	2	0	.316
Apr 14	at Southern Cal	*ss	3	0	0	0	0	0	0	0	0	0	0	1	0	0	1	3	4	0	.308
Apr 16	at Arizona	*ss	5	1	1	1	1	0	0	0	0	0	0	0	0	0	0	2	4	1	.303
Apr 19	VALPARAISO	*ss	4	2	2	1	1	1	0	0	0	0	0	0	0	0	1	1	2	0	.310
Apr 20	VALPARAISO	*ss	3	2	1	1	1	0	0	1	0	0	0	0	0	0	0	2	1	1	.310
Apr 21	VALPARAISO	*ss	4	0	1	0	0	0	0	0	0	0	0	0	0	0	0	1	5	0	.308
Apr 24	UNLV	*ss	3	0	2	0	0	0	0	1	0	0	0	0	0	0	0	1	3	1	.316
Apr 26	at Utah	*ss	3	0	1	1	0	0	0	1	0	0	0	1	0	0	0	2	3	0	.317
Apr 27	at Utah	*ss	4	1	2	0	0	0	0	0	0	0	0	0	0	0	0	0	2	0	.322
Apr 28	at Utah	*ss	5	1	1	0	0	0	0	0	0	0	0	0	0	0	1	1	5	1	.318
Apr 30	at Arizona	*ss	4	0	1	0	0	0	0	1	0	0	0	0	0	0	1	2	6	0	.316
May 03	STANFORD	*ss	4	0	1	0	0	0	0	0	0	0	0	0	0	0	2	2	4	1	.314
May 04	STANFORD	*ss	5	1	2	1	0	0	0	1	1	1	0	0	0	0	1	0	3	1	.317
May 05	STANFORD	*ss	4	1	0	0	0	0	0	1	0	0	0	0	0	0	0	2	5	1	.309
May 10	at California	*ss	3	1	1	0	0	0	0	1	1	0	0	0	0	0	0	1	3	0	.310
May 11	at California	*ss	3	1	3	1	1	0	0	1	0	0	0	0	0	0	0	4	0	0	.322
May 12	at California	*ss	3	1	2	0	0	1	0	1	0	0	0	0	0	0	0	1	3	0	.328
May 15	TEXAS TECH	*ss	3	0	0	0	0	0	0	1	0	0	0	0	0	0	3	3	4	0	.322
May 17	ARIZONA	*ss	4	1	1	0	0	0	0	1	0	0	0	0	0	0	0	3	5	2	.320
May 18	ARIZONA	*ss	4	0	2	0	0	0	0	0	0	0	0	0	0	0	0	2	0	0	.324
May 19	ARIZONA	*ss	3	0	0	0	0	0	0	1	0	0	0	0	0	0	0	1	6	2	.319
May 21	BRIGHAM YOUNG	*ss	3	1	1	2	0	0	1	0	0	1	1	0	0	0	2	1	7	0	.319
May 24	at Washington	*ss	5	1	2	0	0	0	0	0	0	0	0	0	0	0	0	3	4	0	.321
May 25	at Washington	*ss	5	1	0	0	0	0	0	0	0	0	0	0	0	0	0	1	2	0	.313
May 26	at Washington	*ss	4	0	1	0	1	0	0	0	0	0	0	0	0	0	0	1	5	0	.312
May 31	vs New Mexico	*ss	2	0	0	0	0	0	0	1	0	0	0	0	0	0	0	2	1	0	.309
Jun 01	at Cal State Fullerton	*ss	2	0	0	0	0	0	0	0	0	0	0	1	0	0	0	1	1	0	.306
Jun 02	at Columbia	*	4	0	0	0	0	0	0	0	0	0	0	0	0	0	2	1	5	0	.300
Jun 02	at Cal State Fullerton	*	4	0	0	0	0	0	0	0	0	0	0	0	0	0	1	2	4	1	.295
Totals		59gs	217	34	64	25	10	3	2	20	7	5	3	5	0	1	37	91	193	18	.295


On base pct. .363 • Slugging pct. .396

2012 Arizona State Sun Devil Baseball  
Individual Game-by-Game for Arizona State (as of Jun 03, 2012)

#26 Stankiewicz, Drew - 31 games (All games)

Date	Opponent	Pos	AB	R	H	RBI	2B	3B	HR	BB	SB	CS	HBP	SAC	SF	GDP	K	PO	A	E	Avg
Feb 17	WESTERN MICHIGAN		0	0	0	0	0	0	0	0	0	0	0	0	1	0	0	0	1	0	.000
Feb 18	WESTERN MICHIGAN		0	0	0	0	0	0	0	1	0	0	0	0	0	0	0	0	2	0	.000
Feb 19	WESTERN MICHIGAN	*	3	0	2	2	0	0	0	1	0	0	0	0	0	0	0	4	2	0	.667
Feb 24	UC RIVERSIDE		1	0	0	1	0	0	0	0	0	0	0	0	0	0	0	1	2	0	.500
Feb 25	UC RIVERSIDE	*	2	0	0	0	0	0	0	0	0	0	0	0	0	0	1	0	0	0	.333
Feb 26	UC RIVERSIDE		1	1	1	0	1	0	0	0	0	0	0	0	0	0	0	1	0	0	.429
March 1	2 vs Saint Louis		1	0	0	0	0	0	0	0	0	0	0	0	0	0	0	0	1	0	.375
Mar 04	vs Saint Mary's	*	5	0	1	0	0	0	0	0	0	0	0	0	0	0	0	1	4	0	.308
Mar 06	TEXAS TECH	*	3	1	1	0	0	1	0	1	0	0	0	0	0	0	1	2	1	0	.312
Mar 10	at Long Beach State	*	3	1	1	0	0	0	0	1	0	0	0	0	0	0	1	0	1	0	.316
Mar 13	UTAH VALLEY	*	4	0	2	1	0	0	0	0	0	0	0	0	0	0	1	0	1	0	.348
Mar 16	at UCLA	*	2	1	0	0	0	0	0	1	0	0	0	0	0	0	0	1	3	1	.320
Mar 18	at UCLA-1	*	2	0	0	0	0	0	0	1	0	0	0	0	0	0	1	0	1	0	.296
Mar 24	CALIFORNIA	*	4	0	2	2	1	0	0	0	0	0	0	0	0	0	0	2	2	0	.323
Mar 27	CAL STATE FULLERT	*	2	0	0	0	0	0	0	1	0	0	0	0	0	0	0	2	0	0	.303
Mar 28	CAL STATE FULLERT		0	0	0	0	0	0	0	0	0	0	0	0	0	0	0	0	0	0	.303
Mar 31	at Oregon-1	*3b	3	0	0	0	0	0	0	0	0	0	0	0	0	1	0	0	3	0	.278
Mar 31	at Oregon-2	*3b	2	0	1	0	0	0	0	0	0	0	0	1	0	0	0	2	2	0	.289
Apr 01	at Oregon	*3b	4	1	1	0	0	0	0	0	0	0	0	0	0	0	2	1	4	1	.286
Apr 05	OREGON STATE	*3b	4	0	1	0	0	0	0	0	0	0	0	0	0	0	0	1	0	2	.283
Apr 09	at Lobos	pr/ss	1	1	1	1	1	0	0	0	0	0	0	0	0	0	0	0	1	0	.298
Apr 10	at Lobos	*3b	4	0	0	0	0	0	0	0	0	0	0	0	0	0	4	0	5	1	.275
Apr 13	SOUTHERN CALIFOR	*	2	1	1	0	1	0	0	1	0	0	1	0	0	0	1	0	3	0	.283
Apr 15	SOUTHERN CALIFOR	*	4	1	1	0	1	0	0	0	0	0	0	0	0	0	0	1	2	0	.281
Apr 17	ARIZONA		0	0	0	0	0	0	0	0	0	0	0	0	0	0	0	1	0	0	.281
Apr 20	at Stanford	*3b	4	0	1	0	0	0	0	0	0	0	0	0	0	0	0	0	2	0	.279
Apr 27	at Washington State	*	3	1	0	0	0	0	0	1	0	1	0	0	0	0	0	1	3	0	.266
Apr 28	at Washington State	*	2	1	0	0	0	0	0	1	0	0	0	0	0	0	0	1	3	0	.258
Apr 29	at Washington State		0	0	0	0	0	0	0	0	0	0	0	0	0	0	0	0	0	0	.258
May 05	UTAH		1	1	1	0	0	0	0	0	0	0	0	0	0	0	0	1	2	0	.269
May 12	at GONZAGA BULLDO	ph/ss	1	0	0	0	0	0	0	0	0	0	0	0	0	0	1	0	0	0	.265
Totals		20gs	68	11	18	7	5	1	0	10	0	1	1	1	1	1	13	19	53	7	.265

On base pct. .363 • Slugging pct. .368



**Position:** Infielder  
**Bats:** R  
**Throws:** R  
**Height:** 5'7"  
**Weight:** 158  
**Year:** Redshirt Freshman  
**Hometown:** Phoenix, Ariz.  
**High School:** Brophy Prep  
**Experience:** Redshirt


**Sun Devil Legacy:** Older brothers Raoul and Riccio both played for the Sun Devils and became the first set of brothers to start alongside one another in school history (sixth all-time to suit for ASU at the same time)...Raoul was an infielder from 2007-2010 and was drafted by the Arizona Diamondbacks in the 21st round of the 2010 MLB draft...Riccio was an infielder from 2009-2011 and was drafted by the Tampa Bay Rays in the fourth round of the 2011 MLB draft...is one of eight Legacy Devils on the 2014 team, along with Tucker and Cooper Esmay, Trever Allen, David Graybill, Colin Ashworth, Mark Lambson and Joey Bielek.

**2013 (Freshman):** Redshirted

**High School:** Three-year letterman in baseball...team defensive MVP three consecutive seasons...two-time All-Region honorable mention (soph., junior seasons)...set a Brophy College Prep school record for walks and fielding percentage as a senior...had a .512 on-base percentage with 41 runs as a senior...hit .317 with a .403 OBP as a sophomore...most exciting moment in sports was coming back and beating mesquite in state semifinals.

**Personal:** Exploratory major...chose ASU because it his hometown university and his two older brothers played here...his two older brothers, former Sun Devil baseball players Raoul and Riccio, have had the biggest influence on his baseball career...enjoys fishing...favorite pro athlete is Dustin Pedroia and favorite team is Arizona Diamondbacks...favorite person to follow on Twitter is Jason Kipnis (@TheJK\_Kid)...if he could learn to do anything, it would be to dunk a basketball...most played song on his iPod is "Thugz Mansion" by Tupac...parents are Raoul and Liz Torrez...born May 14, 1994...full name is Emilio Ernesto Torrez.

**SUN DEVIL**  
**B A S E B A L L**




**Position:** Infielder  
**Bats:** R  
**Throws:** R  
**Height:** 6'3"  
**Weight:** 178  
**Year:** Freshman  
**Hometown:** Phoenix, Ariz.  
**High School:** Desert Vista  
**Experience:** High School

**High School:** A 2013 graduate of Desert Vista High School...earned four varsity letters in baseball and was a two-year team captain...named 2013 Division 1 All-Section 1st team...2013 Division 1 All-State Honorable Mention ...Tempe All-City (2013)...2013 American Family All-USA Arizona Team...2013 Rawlings All-High School Senior 2nd team (2013)...Selected to 5A Division 1 A2BCA State All-Star Team (2013)...2012 Arizona All-Division 2nd team...Selected to Arizona Sunbelt Team (2012)...Selected for 2011 Fiesta Region Division-I 1st team...2011 All-Arizona Tribune Honorable Mention...4-year Scholar Athlete...batted .355 with 36 RBI and eight home runs in 2013, batted .350 with 21 RBI and three home runs in 2012 and batted .390 with 20 RBI and five home runs in 2011.

**Personal:** Parents are Doug and Sara Woodmansee of Phoenix, Ariz...has a younger sister, Madison...he is majoring in business exploratory...says his most exciting sports moment was during the first round of the 2013 high school playoffs when his team came back from a 1-10 deficit in the fifth inning to win the game...says he chose ASU because it has always been his dream school and has great baseball tradition...his favorite all-time player is Derek Jeter and his favorite Sun Devil Greg Steen...says his father has had the biggest influence on his baseball career...birthday is Aug. 27, 1994...full name is Colby Jay Woodmansee.

**SUN DEVIL**  
**B A S E B A L L**



**Position:** Catcher  
**Bats:** R  
**Throws:** R  
**Height:** 5'10"  
**Weight:** 229  
**Year:** Sophomore  
**Hometown:** Riverside, Calif.  
**High School:** Riverside Poly  
**Experience:** 1 Letter

#### Career Highs at Arizona State:

<b>Hits</b>	3	twice, last vs Valparaiso (4/19/13)
<b>RBI</b>	5	vs Valparaiso (4/21/13)
<b>Runs</b>	4	at UNLV (4/10/13)
<b>Walks</b>	1	many, last at Arizona (4/30/13)
<b>At Bats</b>	6	vs Stanford (5/4/13)

**2013 (Freshman):** Named Louisville Slugger Freshman All-American by Collegiate Baseball...appeared in 37 games and started 26, including 21 starts at designated hitter and five at catcher...batted .313 (35-112) on the season, which was third highest on the team and ranks among the top freshmen marks in school history...fourth on the team with five home runs and third with a .509 slugging percentage...earned Pac-12 Player of the Week honors after securing two ninth inning, game-winning hits in a span of three games...hit a two-out game-winning RBI single in a road win over Wichita State April 2...followed that up with a walkoff RBI single against Oregon April 5...knocked in a career-best five RBI April 20 against Valparaiso, one of only three Sun Devils in 2013 to record five RBI in a single game...also knocked in four RBI April 28 at Utah...reached base safely in 21 consecutive games, tied for the longest on the team...notched home runs in back-to-back games against Valparaiso April 20-21...nearly secured his third game winning hit with a 10th inning home run at Washington May 24, but UW tied it up and won in the 11th...along with Allen and Rossiter, hit back-to-back-to-back home runs May 5 against Stanford...recorded 12 multi-hit games, including a pair of three-hit games...earned Scholar Baller recognition in Fall 2012...joined teammate Dalton DiNatale as the fourth pair of freshmen teammates since 2006 to bat over .300 in a single season and joins a list of other Devil freshmen that includes Ike Davis, Brett Wallace, Dustin Pedroia and Willie Bloomquist...competed for the Bellingham Bells of the West Coast League during Summer League.

**High School:** Four-year letterman in football...named captain of the baseball team his senior year...First-Team All League (Big VIII) in 2009, 2010 and 2012...Big VIII MVP in 2010...holds a number of records at Riverside Poly, including most career hits, most consecutive games with a hit and most walks in a season...most exciting moments in sports was hitting a home run to break the career hits record at Riverside Poly.

**Personal:** Majoring in business communication...says he chose ASU because it just felt right and the rich history of the baseball tradition really impressed him. Also really liked all the coaches...his father has had the biggest influence on his baseball career...favorite pro sports team is the LA Dodgers and favorite player is Albert Pujols...enjoys listening to music and hanging out with friends...if he could learn to do anything, it would be to fly a plane...most played song on iPod is "Eight Second Ride" by Jake Owen...favorite person to follow on twitter is teammate Nick Diamond (@NickDiamond21) and favorite follower is teammate Emilio Torrez...parents are Ruben and Barbara Ybarra...has a younger brother, Matthew...cousin Desiree Ybarra plays softball at Cal State Fullerton...born Sept. 20, 1993...full name is Ruben Rene Ybarra.

#### Career Stats at Arizona State:

Year	Avg.	GP	GS	AB	R	H	2B	3B	HR	RBI	SLG%	BB	HBP	SO	GDP	OBP	SB	SBA	PO	A	E	F%
2013	.313	37	26	112	20	35	7	0	5	22	.509	5	5	28	2	.369	0	0	30	4	3	.919

# SUN DEVIL

## B A S E B A L L

Arizona State Baseball  
Individual Game-by-Game for Arizona State (as of Feb 12, 2014)

#14 Ybarra, RJ - 37 games (All games)

Date	Opponent	Pos	AB	R	H	RBI	2B	3B	HR	BB	SB	CS	HBP	SAC	SF	GDP	K	PO	A	E	Avg
Feb 16	BETHUNE-COOKMAN	*dh	4	1	2	1	1	0	0	0	0	0	0	0	0	0	1	0	0	0	.500
Feb 23	at Tennessee		0	0	0	0	0	0	0	0	0	0	0	0	0	0	0	0	0	0	.500
Feb 24	at Tennessee	*	4	0	0	0	0	0	0	0	0	0	0	0	0	0	1	0	0	0	.250
Feb 28	vs Arkansas	dh	1	0	0	0	0	0	0	0	0	0	0	0	0	0	0	0	0	0	.222
Mar 01	vs Pacific	ph/c	1	0	0	0	0	0	0	0	0	0	0	0	0	0	1	1	0	0	.200
Mar 09	LONG BEACH STATE-	c	1	0	0	0	0	0	0	0	0	0	0	0	0	0	1	1	0	0	.182
Mar 15	WASHINGTON STATE	ph	1	0	0	0	0	0	0	0	0	0	0	0	0	0	1	0	0	0	.167
Mar 17	WASHINGTON STATE	ph	1	0	0	0	0	0	0	0	0	0	0	0	0	0	0	0	0	0	.154
Mar 30	UCLA	*dh	4	1	2	0	0	0	0	0	0	0	0	0	0	0	1	0	0	0	.235
Apr 02	at Wichita State	*dh	5	0	2	1	0	0	0	0	0	0	0	0	0	0	1	0	0	0	.273
Apr 05	OREGON	dh	1	0	1	1	0	0	0	0	0	0	0	0	0	0	0	0	0	0	.304
Apr 06	OREGON	*dh	5	1	2	2	2	0	0	0	0	0	0	0	0	0	3	0	0	0	.321
Apr 07	OREGON	*dh	2	1	0	0	0	0	0	0	0	0	1	0	0	1	0	0	0	0	.300
Apr 10	at UNLV	*c	4	4	3	0	1	0	0	1	0	0	0	0	0	0	1	9	1	0	.353
Apr 12	at Southern Cal	*dh	2	0	0	0	0	0	0	0	0	0	1	0	0	0	0	0	0	0	.333
Apr 13	at Southern Cal	*c	4	0	1	2	0	0	0	0	0	0	0	0	0	0	0	6	0	0	.325
Apr 14	at Southern Cal	*c	5	0	1	0	0	0	0	0	0	0	0	0	0	0	2	5	0	1	.311
Apr 16	at Arizona	*c	5	1	2	0	0	0	0	0	0	0	0	0	0	0	0	3	0	2	.320
Apr 19	VALPARAISO	*dh	3	2	3	1	0	0	0	1	0	0	0	0	0	0	0	0	0	0	.358
Apr 20	VALPARAISO	*dh	4	1	2	5	0	0	1	0	0	0	0	0	0	0	0	0	0	0	.368
Apr 21	VALPARAISO	*dh	3	1	2	1	0	0	1	1	0	0	0	0	0	0	0	0	0	0	.383
Apr 24	UNLV	*dh	4	1	1	0	0	0	0	0	0	0	0	0	0	0	1	0	0	0	.375
Apr 26	at Utah	*dh	4	0	0	0	0	0	0	1	0	0	0	0	0	0	4	0	0	0	.353
Apr 27	at Utah	*dh	4	0	1	0	0	0	0	0	0	0	0	0	0	0	0	0	0	0	.347
Apr 28	at Utah	*dh	4	1	2	4	0	0	1	0	0	0	1	0	0	0	1	0	0	0	.355
Apr 30	at Arizona	*dh	3	1	2	0	1	0	0	1	0	0	1	0	0	0	0	0	0	0	.367
May 03	STANFORD	*dh	4	1	2	0	1	0	0	0	0	0	0	0	0	0	2	0	0	0	.373
May 04	STANFORD	*dh	6	1	1	0	1	0	0	0	0	0	0	0	0	1	0	0	0	0	.360
May 05	STANFORD	*dh	4	1	1	1	0	0	1	0	0	0	1	0	0	0	1	0	0	0	.355
May 10	at California	*dh	4	0	0	0	0	0	0	0	0	0	0	0	0	0	1	0	0	0	.340
May 11	at California	*dh	3	0	1	2	0	0	0	0	0	0	0	0	0	0	2	0	0	0	.340
May 15	TEXAS TECH	*c	4	0	0	0	0	0	0	0	0	0	0	0	0	0	1	5	3	0	.327
May 17	ARIZONA	ph	1	0	0	0	0	0	0	0	0	0	0	0	0	0	0	0	0	0	.324
May 21	BRIGHAM YOUNG	*dh	4	0	0	0	0	0	0	0	0	0	0	0	0	0	2	0	0	0	.312
May 24	at Washington	dh	1	1	1	1	0	0	1	0	0	0	0	0	0	0	0	0	0	0	.318
May 25	at Washington	c	1	0	0	0	0	0	0	0	0	0	0	0	0	0	0	0	0	0	.315
Jun 02	at Cal State Fullerton		1	0	0	0	0	0	0	0	0	0	0	0	0	0	0	0	0	0	.312
Totals		26gs	112	20	35	22	7	0	5	5	0	0	5	0	0	2	28	30	4	3	.312

On base pct. .369 • Slugging pct. .509



Marini



DEMARINI.COM



# BORN HARDCORE

BBCOR  
CERTIFIED .50

  
**DeMARINI**

Phillies





Arizona State Baseball  
Overall Statistics for Arizona State (as of Jun 24, 2013)  
(All games Sorted by Batting avg)

Record: 37-22-1 Home: 17-11 Away: 16-11 Neutral: 4-0-1 Pac-12: 16-14

Player	avg	gp-gs	ab	r	h	2b	3b	hr	rbi	tb	slg%	bb	hp	so	gdp	ob%	sf	sh	sb-att	po	a	e	fld%
DiMartino, Tony	.571	4-1	7	3	4	0	0	1	1	7	1.000	0	0	1	0	.571	0	0	0-0	1	0	1	.500
Bilbrey, Kyle	.500	5-0	2	1	1	0	0	0	0	1	.500	0	1	0	0	.667	0	0	0-0	0	0	0	.000
Benjamin, Michael	.335	59-59	248	53	83	20	4	8	47	135	.544	10	5	54	5	.364	6	4	4-9	53	111	17	.906
Coffman, Kasey	.332	59-59	232	57	77	13	5	8	44	124	.534	30	13	28	5	.430	4	1	9-15	118	2	0	1.000
Ybarra, RJ	.313	37-26	112	20	35	7	0	5	22	57	.509	5	5	28	2	.369	0	0	0-0	30	4	3	.919
Dinatale, Dalton	.302	44-36	126	26	38	7	0	2	25	51	.405	18	6	30	2	.397	6	1	3-5	349	33	6	.985
Allen, Trevor	.297	58-58	219	41	65	6	6	9	49	110	.502	19	8	37	8	.369	3	3	7-7	112	10	7	.946
Stankiewicz, Drew	.295	59-59	217	34	64	10	3	2	25	86	.396	20	3	37	1	.363	0	5	7-12	91	193	18	.940
Causey, Nathaniel	.274	44-39	135	20	37	6	1	5	26	60	.444	29	2	26	3	.407	1	0	1-1	42	7	2	.961
Rossiter, Max	.272	54-52	195	31	53	12	1	1	26	70	.359	23	8	27	9	.364	5	3	2-3	330	36	5	.987
Graybill, David	.268	22-17	56	8	15	5	0	0	7	20	.357	7	0	23	2	.344	1	0	0-0	140	9	2	.987
McDonald, James	.257	60-60	230	32	59	14	1	6	41	93	.404	27	7	34	2	.348	3	1	7-10	129	191	13	.961
Peevyhouse, Jake	.251	55-55	187	37	47	12	5	2	26	75	.401	23	8	30	4	.358	0	2	3-3	79	6	3	.966
Sewald, Johnny	.239	27-9	46	3	11	3	0	0	4	14	.304	3	0	11	0	.286	0	6	1-2	21	0	0	1.000
Bridgewater, Rouric	.222	18-8	36	5	8	2	0	0	4	10	.278	3	1	10	0	.300	0	0	0-0	87	7	1	.989
Aboites, Jordan	.154	12-1	13	0	2	0	0	0	0	2	.154	0	0	3	0	.154	0	0	0-0	6	10	0	1.000
O'Dwyer, Cullen	.111	11-0	9	0	1	1	0	0	2	2	.222	2	0	5	1	.273	0	0	0-0	3	1	0	1.000
Esmay, Tucker	.000	17-1	12	4	0	0	0	0	0	0	.000	2	0	0	0	.143	0	0	0-0	4	8	1	.923
Beall, Christopher	.000	7-0	4	0	0	0	0	0	0	0	.000	0	0	1	0	.000	0	0	0-0	1	0	0	1.000
Totals	.288	60	2086	375	600	118	26	49	349	917	.440	221	67	385	44	.370	29	26	44-67	1627	730	86	.965
Opponents	.265	60	2024	307	536	81	8	12	265	669	.331	239	79	388	44	.361	24	58	94-119	1594	604	73	.968

LOB - Team (460), Opp (492). DPs turned - Team (56), Opp (50). CI - Team (2), Ybarra 1, Causey, N. 1. IBB - Team (10), McDonald, J. 3, Allen, T. 3, Coffman 2, Causey, N. 1, Peevyhouse 1, Opp (1). Picked off - Peevyhouse 2, Causey, N. 2, Benjamin 1, Coffman 1.

(All games Sorted by Earned run avg)

Player	era	w-l	app	gs	cq	sho	sv	ip	h	r	er	bb	so	2b	3b	hr	b/avg	wp	hp	bk	sfa	sha
McAlister, Josh	0.89	0-1	13	0	0	0/0	0	20.1	15	2	2	10	12	0	0	0	.211	0	3	1	0	3
Dunbar, Matt	1.96	1-1	36	0	0	0/1	1	41.1	36	17	9	25	30	7	0	0	.248	3	5	0	2	5
Burr, Ryan	2.20	4-2	31	0	0	0/0	12	45.0	21	12	11	23	60	5	0	0	.141	3	3	0	1	5
Kellogg, Ryan	3.15	11-1	16	15	1	1/1	0	103.0	96	39	36	17	54	16	4	3	.246	3	6	2	2	8
Lilek, Brett	4.05	2-1	11	1	0	0/1	0	20.0	18	10	9	8	17	1	0	0	.250	4	5	2	0	4
Williams, Trevor	4.12	6-6	16	16	3	1/1	0	111.1	124	61	51	26	81	14	2	2	.288	1	10	1	5	14
Gillies, Darin	4.67	2-2	28	1	0	0/0	1	34.2	28	20	18	17	28	6	0	0	.230	4	9	0	2	4
Miller, Zak	4.85	4-0	13	11	0	0/0	0	52.0	65	35	28	27	24	9	0	2	.322	2	9	1	3	5
Blackford, Alex	4.93	5-1	24	3	0	0/1	1	34.2	29	26	19	24	36	5	1	0	.227	8	7	0	2	3
Young, Billy	6.75	0-2	10	3	0	0/0	0	22.2	32	18	17	10	10	2	0	3	.333	2	2	0	0	1
McCreery, Adam	6.93	2-4	15	8	0	0/0	0	37.2	38	40	29	40	31	9	0	1	.284	6	14	0	2	6
Lambson, Mark	7.94	0-0	7	0	0	0/0	0	11.1	15	11	10	5	4	4	1	1	.341	1	2	1	3	0
Aboites, Jordan	9.00	0-0	1	0	0	0/0	0	1.0	0	1	1	3	1	0	0	0	.000	0	0	0	1	0
Melbostad, Eric	17.18	0-1	7	2	0	0/0	0	7.1	19	15	14	4	0	3	0	0	.487	1	4	2	1	0
Totals	4.20	37-22	60	60	4	4/2	15	542.1	536	307	253	239	388	81	8	12	.265	38	79	10	24	58
Opponents	5.49	22-37	60	60	2	3/2	11	531.1	600	375	324	221	385	118	26	49	.288	51	67	7	29	26

PB - Team (4), Rossiter, M. 2, Ybarra 1, Causey, N. 1, Opp (8). Pickoffs - Team (14), Kellogg, R. 3, Dunbar, M. 3, Rossiter, M. 2, Williams, T. 2, Blackford 1, McCreery, A. 1, Young, B. 1, Lambson, M. 1, Opp (6). SBA/ATT - Rossiter, M. (78-90), Williams, T. (12-18), Miller, Z. (14-16), Blackford (14-15), Causey, N. (12-15), Kellogg, R. (13-14), Gillies, D. (12-14), Burr, R. (11-11), Young, B. (7-9), McCreery, A. (4-8), Ybarra (4-6), Dunbar, M. (2-5), McAlister (3-3), Lilek, B. (0-2), Lambson, M. (1-2), Melbostad, E (0-1), Aboites, J. (1-1).

Arizona State Baseball  
Conference statistics for Arizona State (as of May 27, 2013)  
(Pac-12 games only Sorted by Batting avg)

Record: 16-14 Home: 7-8 Away: 9-6 Pac-12: 16-14

Player	avg	gp-gs	ab	r	h	2b	3b	hr	rbi	tb	slg%	bb	hp	so	gdp	ob%	sf	sh	sb-att	po	a	e	fld%
Coffman, Kasey	.331	29-29	121	26	40	6	3	6	29	70	.579	17	4	16	4	.418	4	1	2-4	71	1	0	1.000
Causey, Nathaniel	.328	21-16	58	14	19	4	0	3	11	32	.552	14	2	10	1	.473	0	0	0-0	0	0	0	.000
Benjamin, Michael	.324	30-30	136	27	44	8	2	6	26	74	.544	3	1	25	5	.333	4	3	2-5	22	59	6	.931
Stankiewicz, Drew	.318	30-30	110	18	35	4	2	0	10	43	.391	13	1	13	1	.395	0	3	5-7	53	96	12	.925
Dinatale, Dalton	.306	23-19	72	17	22	5	0	1	15	30	.417	7	3	19	0	.376	3	1	2-3	215	19	4	.983
Allen, Trever	.299	28-28	107	18	32	3	2	3	21	48	.449	8	4	17	5	.364	2	3	3-3	59	5	5	.928
McDonald, James	.273	30-30	110	14	30	7	0	2	16	43	.391	22	5	16	0	.413	1	0	4-6	59	100	5	.970
Rossiter, Max	.269	28-28	104	16	28	6	0	1	12	37	.356	18	3	14	4	.389	1	2	0-1	170	21	4	.979
Ybarra, RJ	.262	20-14	61	8	16	4	0	3	13	29	.475	1	4	18	2	.318	0	0	0-0	11	0	1	.917
Bridgewater, Rouric	.250	8-3	12	2	3	1	0	0	0	4	.333	1	1	2	0	.357	0	0	0-0	27	1	1	.966
Peevyhouse, Jake	.236	29-29	106	18	25	6	3	1	17	40	.377	11	5	13	3	.336	0	2	0-0	41	4	2	.957
Graybill, David	.192	9-8	26	2	5	2	0	0	2	7	.269	2	0	14	2	.250	0	0	0-0	61	4	1	.985
Sewald, Johnny	.182	13-6	22	1	4	2	0	0	1	6	.273	3	0	6	0	.280	0	3	0-1	10	0	0	1.000
Aboites, Jordan	.000	3-0	2	0	0	0	0	0	0	0	.000	0	0	1	0	.000	0	0	0-0	2	2	0	1.000
Esmay, Tucker	.000	7-0	2	2	0	0	0	0	0	0	.000	0	0	0	0	.000	0	0	0-0	0	0	1	.000
O'Dwyer, Cullen	.000	2-0	1	0	0	0	0	0	0	0	.000	0	0	0	1	.000	0	0	0-0	2	0	0	1.000
Totals	.289	30	1050	183	303	58	12	26	173	463	.441	120	33	184	28	.374	15	18	18-30	818	376	46	.963
Opponents	.292	30	1041	187	304	42	6	9	164	385	.370	115	39	175	23	.380	11	39	53-66	814	318	31	.973

LOB - Team (239), Opp (240). DPs turned - Team (31), Opp (33). IBB - Team (8), Allen, T. 3, McDonald, J. 2, Coffman 2, Causey, N. 1. Picked off - Peevyhouse 1, Causey, N. 1.

(Pac-12 games only Sorted by Earned run avg)

Player	era	w-l	app	gs	cg	sho	sv	ip	h	r	er	bb	so	2b	3b	hr	b/avg	wp	hp	bk	sfa	sha
McAlister, Josh	2.84	0-1	5	0	0	0/0	0	6.1	5	2	2	4	2	0	0	0	.227	0	1	0	0	1
Burr, Ryan	2.95	4-1	17	0	0	0/0	5	21.1	14	8	7	10	30	2	0	0	.187	1	2	0	1	3
Dunbar, Matt	3.04	0-1	21	0	0	0/0	1	23.2	24	11	8	13	14	4	0	0	.286	2	3	0	1	5
Kellogg, Ryan	4.06	7-0	10	10	1	1/0	0	68.2	69	33	31	12	29	10	4	3	.263	1	4	1	1	7
Gillies, Darin	4.95	1-0	17	0	0	0/0	1	20.0	18	12	11	11	16	3	0	0	.257	1	7	0	2	2
Blackford, Alex	5.14	1-0	11	2	0	0/0	0	14.0	8	13	8	17	13	2	0	0	.163	5	2	0	0	2
Williams, Trevor	5.59	1-6	10	10	1	0/0	0	67.2	92	51	42	16	50	10	2	1	.329	1	3	0	2	10
Miller, Zak	6.62	1-0	4	4	0	0/0	0	17.2	26	15	13	9	4	4	0	2	.377	1	3	0	1	4
McCreery, Adam	7.71	0-2	6	3	0	0/0	0	11.2	11	14	10	16	5	2	0	0	.289	3	7	0	1	2
Lambson, Mark	8.44	0-0	3	0	0	0/0	0	5.1	6	5	5	2	2	3	0	1	.333	1	1	1	2	0
Young, Billy	9.00	0-1	5	1	0	0/0	0	10.0	18	11	10	4	6	1	0	2	.391	1	1	0	0	0
Lilek, Brett	10.12	1-1	6	0	0	0/0	0	5.1	7	7	6	1	4	1	0	0	.350	1	3	2	0	3
Melbostad, Eric	45.00	0-1	3	0	0	0/0	0	1.0	6	5	5	0	0	0	0	0	.750	0	2	0	0	0
Totals	5.18	16-14	30	30	2	1/0	7	272.2	304	187	157	115	175	42	6	9	.292	18	39	4	11	39
Opponents	5.34	14-16	30	30	2	2/1	7	271.1	303	183	161	120	184	58	12	26	.289	29	33	4	15	18

PB - Team (1), Rossiter, M. 1, Opp (2). Pickoffs - Team (7), Kellogg, R. 2, Dunbar, M. 2, Williams, T. 1, Young, B. 1, McCreery, A. 1, Opp (2). SBA/ATT - Rossiter, M. (51-58), Williams, T. (11-14), Blackford (11-12), Gillies, D. (7-9), Burr, R. (8-8), Kellogg, R. (7-8), Young, B. (4-5), Miller, Z. (3-4), McCreery, A. (0-2), Ybarra (2-2), Dunbar, M. (1-2), Lambson, M. (0-1), McAlister (1-1).


Arizona State Baseball  
Game Results for Arizona State (as of Jun 24, 2013)  
(All games)

Date	Opponent	Score	Inns	Overall	Pac-12	Pitcher of record	Attend	Time
Feb 15, 2013	BETHUNE-COOKMAN	w 5-4	(11)	1-0-0	0-0-0	Dunbar, M. (W 1-0)	2019	3:32
Feb 16, 2013	BETHUNE-COOKMAN	w 15-7	9	2-0-0	0-0-0	Kellogg, R. (W 1-0)	2182	3:07
Feb 17, 2013	BETHUNE-COOKMAN	L 6-7	9	2-1-0	0-0-0	Gillies, D. (L 0-1)	2074	3:32
Feb 22, 2013	at Tennessee	w 4-0	9	3-1-0	0-0-0	Williams, T. (W 1-0)	2202	2:18
Feb 23, 2013	at Tennessee	L 2-11	9	3-2-0	0-0-0	McCreery, A. (L 0-1)	1951	2:57
Feb 24, 2013	at Tennessee	w 5-1	9	4-2-0	0-0-0	Kellogg, R. (W 2-0)	2355	2:24
% Feb 28, 2013	vs #2 Arkansas	w 3-2	9	5-2-0	0-0-0	Lilek, B. (W 1-0)	714	2:37
% Mar 01, 2013	vs Pacific	w 8-1	9	6-2-0	0-0-0	Williams, T. (W 2-0)	541	2:01
% Mar 02, 2013	vs #2 Arkansas	w 3-1	9	7-2-0	0-0-0	Blackford (W 1-0)	1560	2:11
% Mar 03, 2013	vs Gonzaga	T 6-6	8	7-2-1	0-0-0	None	948	2:43
Mar 09, 2013	LONG BEACH STATE-1	w 4-0	9	8-2-1	0-0-0	Williams, T. (W 3-0)	1882	2:10
Mar 09, 2013	LONG BEACH STATE-2	w 6-0	9	9-2-1	0-0-0	Kellogg, R. (W 3-0)	2308	2:40
Mar 10, 2013	LONG BEACH STATE	w 11-2	9	10-2-1	0-0-0	McCreery, A. (W 1-1)	2115	2:50
Mar 13, 2013	NEW MEXICO	w 4-3	(11)	11-2-1	0-0-0	Blackford (W 2-0)	2859	3:57
* Mar 15, 2013	WASHINGTON STATE	L 4-15	9	11-3-1	0-1-0	Williams, T. (L 3-1)	3467	3:00
* Mar 16, 2013	WASHINGTON STATE	w 4-1	9	12-3-1	1-1-0	Kellogg, R. (W 4-0)	3198	2:29
* Mar 17, 2013	WASHINGTON STATE	L 8-11	9	12-4-1	1-2-0	McCreery, A. (L 1-2)	2425	3:10
Mar 19, 2013	at Texas Tech	L 7-8	9	12-5-1	1-2-0	Burr, R. (L 0-1)	2624	3:40
* Mar 22, 2013	at #3 Oregon State	L 0-5	9	12-6-1	1-3-0	Williams, T. (L 3-2)	1831	3:00
* Mar 23, 2013	at #3 Oregon State	w 4-0	9	13-6-1	2-3-0	Kellogg, R. (W 5-0)	2515	2:50
* Mar 24, 2013	at #3 Oregon State	L 3-4	9	13-7-1	2-4-0	McCreery, A. (L 1-3)	2547	3:15
* Mar 28, 2013	#4 UCLA	w 4-1	9	14-7-1	3-4-0	Williams, T. (W 4-2)	3501	2:50
* Mar 29, 2013	#4 UCLA	w 7-4	9	15-7-1	4-4-0	Kellogg, R. (W 6-0)	3561	3:00
* Mar 30, 2013	#4 UCLA	L 10-12	(10)	15-8-1	4-5-0	Melbostad, E. (L 0-1)	2870	4:10
Apr 02, 2013	at Wichita State	w 4-3	9	16-8-1	4-5-0	Blackford (W 3-0)	2480	3:35
Apr 03, 2013	at Wichita State	w 4-2	9	17-8-1	4-5-0	Miller, Z. (W 1-0)	2322	2:43
* Apr 05, 2013	#11 OREGON	w 6-5	(11)	18-8-1	5-5-0	Burr, R. (W 1-0)	3481	3:47
* Apr 06, 2013	#11 OREGON	w 14-9	9	19-8-1	6-5-0	Kellogg, R. (W 7-0)	3148	3:18
* Apr 07, 2013	#11 OREGON	L 3-16	9	19-9-1	6-6-0	Young, B. (L 0-1)	3081	3:21
Apr 10, 2013	at UNLV	w 11-3	9	20-9-1	6-6-0	Miller, Z. (W 2-0)	944	2:42
* Apr 12, 2013	at Southern Cal	L 0-5	9	20-10-1	6-7-0	Williams, T. (L 4-3)	451	2:29
* Apr 13, 2013	at Southern Cal	w 6-3	9	21-10-1	7-7-0	Kellogg, R. (W 8-0)	545	2:51
* Apr 14, 2013	at Southern Cal	w 6-5	9	22-10-1	8-7-0	Blackford (W 4-0)	1151	3:08
Apr 16, 2013	at Arizona	L 9-10	9	22-11-1	8-7-0	Gillies, D. (L 0-2)	5396	3:42
Apr 19, 2013	VALPARAISO	w 16-3	9	23-11-1	8-7-0	Williams, T. (W 5-3)	2396	2:58
Apr 20, 2013	VALPARAISO	w 15-3	9	24-11-1	8-7-0	Kellogg, R. (W 9-0)	2736	2:31
Apr 21, 2013	VALPARAISO	L 6-8	9	24-12-1	8-7-0	Blackford (L 4-1)	1934	2:34
Apr 24, 2013	UNLV	w 5-2	9	25-12-1	8-7-0	Miller, Z. (W 3-0)	2183	2:27
* Apr 26, 2013	at Utah	w 5-4	(10)	26-12-1	9-7-0	Burr, R. (W 2-1)	926	3:08
* Apr 27, 2013	at Utah	w 5-1	9	27-12-1	10-7-0	Kellogg, R. (W 10-0)	1407	2:23
* Apr 28, 2013	at Utah	w 9-6	9	28-12-1	11-7-0	Gillies, D. (W 1-2)	0	3:06
Apr 30, 2013	at Arizona	w 7-5	9	29-12-1	11-7-0	Gillies, D. (W 2-2)	4319	4:13
* May 03, 2013	#22 STANFORD	L 3-5	9	29-13-1	11-8-0	Williams, T. (L 5-4)	3305	3:06
* May 04, 2013	#22 STANFORD	L 8-9	(11)	29-14-1	11-9-0	Burr, R. (L 2-2)	3752	4:00
* May 05, 2013	#22 STANFORD	w 11-8	9	30-14-1	12-9-0	Miller, Z. (W 4-0)	2446	3:29
* May 10, 2013	at California	L 1-3	9	30-15-1	12-10-0	Williams, T. (L 5-5)	1132	2:51
* May 11, 2013	at California	w 10-9	9	31-15-1	13-10-0	Burr, R. (W 3-2)	643	3:06
* May 12, 2013	at California	w 10-7	9	32-15-1	14-10-0	Lilek, B. (W 2-0)	572	3:21
May 15, 2013	TEXAS TECH	w 8-5	9	33-15-1	14-10-0	McCreery, A. (W 2-3)	1821	3:11
* May 17, 2013	ARIZONA	L 7-10	9	33-16-1	14-11-0	Williams, T. (L 5-6)	4150	3:37
* May 18, 2013	ARIZONA	w 6-3	9	34-16-1	15-11-0	Burr, R. (W 4-2)	4305	3:08
* May 19, 2013	ARIZONA	L 6-7	9	34-17-1	15-12-0	Dunbar, M. (L 1-1)	2513	3:35
May 21, 2013	BRIGHAM YOUNG	L 3-8	9	34-18-1	15-12-0	Young, B. (L 0-2)	2957	2:50
* May 24, 2013	at Washington	L 7-8	(11)	34-19-1	15-13-0	McAlister (L 0-1)	430	3:50
* May 25, 2013	at Washington	w 14-4	9	35-19-1	16-13-0	Kellogg, R. (W 11-0)	689	3:13
* May 26, 2013	at Washington	L 2-7	9	35-20-1	16-14-0	Lilek, B. (L 2-1)	465	3:05
May 31, 2013	vs New Mexico	w 4-3	9	36-20-1	16-14-0	Williams, T. (W 6-6)	1582	2:41
Jun 01, 2013	at #3 Cal State Fullerton	L 0-1	9	36-21-1	16-14-0	Kellogg, R. (L 11-1)	3371	3:02
Jun 02, 2013	at Columbia	w 10-5	9	37-21-1	16-14-0	Blackford (W 5-1)	1279	2:46
Jun 02, 2013	at #3 Cal State Fullerton	L 1-6	9	37-22-1	16-14-0	McCreery, A. (L 2-4)	2188	3:33

\* = Conference game

% = Coca-Cola Classic (Surprise, Ariz.)

() extra inning game



45

# **HISTORY & RECORDS**







# 2013 AWARDS & HONORS

## All-Pac-12:

Michael Benjamin (1st)  
Kasey Coffman (1st)  
Ryan Kellogg (1st)  
Trevor Allen (honorable mention)  
Ryan Burr (honorable mention)  
Max Rossiter (honorable mention)

## Pac-12 All-Academic:

Josh McAlister (1st)  
Kasey Coffman (honorable mention)  
Darin Gillies (honorable mention)  
Zak Miller (honorable mention)  
Max Rossiter (honorable mention)  
Billy Young (honorable mention)

## Pac-12 Player of the Week:

Trevor Allen (Feb. 26)  
RJ Ybarra (April 8)  
Michael Benjamin (May 20)

## Pac-12 Pitcher of the Week:

Trevor Williams (March 12)  
Ryan Kellogg (March 26)

## National Player of the Week:

Ryan Kellogg - NCBWA, Louisville Slugger (March 26)

## Fullerton NCAA All-Regional:

Kasey Coffman

## Louisville Slugger All-American:

Ryan Kellogg (2nd)  
Michael Benjamin (3rd)

## NCBWA Freshman All-American:

Ryan Burr (1st)  
Ryan Kellogg (2nd)

## Louisville Slugger Freshman All-American:

Ryan Burr  
Ryan Kellogg  
RJ Ybarra

## Baseball America Freshman All-American:

Ryan Kellogg (2nd)

## Team USA Collegiate National Team:

Ryan Burr  
Tim Esmay (Asst. Coach)

## Graduated:

Alex Blackford (Communications)  
Matt Dunbar (Interdisciplinary Studies, Business/Tourism)  
Zak Miller (Political Science)  
Max Rossiter (Business)  
Billy Young (Communication)

## Graduated post playing days:

Deven Marrero (Criminal Justice/Criminology)

## College Baseball Hall of Fame:

Sal Bando (ASU: 1964-65)

## Omaha College Baseball Hall of Fame:

Bob Horner (ASU: 1976-78)

## SUN DEVIL BASEBALL AWARDS

### Mr. Fireman:

Ryan Burr

### Jim Henderson Courage Award:

Logan Spears

### Casey Myers Academic Award:

Alex Blackford

### Phill Lowery Comeback Player:

Kasey Coffman

### Breakout Player:

Ryan Kellogg & RJ Ybarra

### Bob Eger Award:

Zak Miller

### Pitcher of the Year:

Ryan Kellogg

### The Tillman:

Trevor Williams

### Jim Brock-Mr. Sun Devil Award:

Angelo Ramella

### Bobby Winkles Award:

Max Rossiter

### Offensive MVP:

Michael Benjamin

### Defensive MVP:

Jake Peevyhouse

### On Deck Circle MVP:

Ryan Kellogg

## ASU Program Milestones Achieved In 2013:

### The Standard In Excellence

Secured its 51st straight 30-win season, which is the longest current streak in Div. 1 baseball

### Leaders In Attendance

For the ninth consecutive year and the 10th time in the last 11 years, Arizona State led the West Coast and Pac-12 in average attendance

### Excelling Against The Best

The Devils recorded seven wins over top-five teams, including two against then-No. 2 Arkansas, one at then-No. 3 Oregon State, two against then-No. 4 UCLA and two against then-No. 5 Oregon. ASU also went a combined 12-5 against teams in the postseason

### Consistently Ranked

The Devils have finished the season nationally ranked in 46 seasons, including 18 consecutive years dating back to the 1996 season

### Postseason Prowess:

ASU made its 13th consecutive NCAA postseason appearance (when eligible) and its 36th all-time NCAA postseason appearance, tied for fifth most among all schools

### Pacing The Conference

Since 2010, ASU leads the Pac-12 in First Team All-Conference selections with 20, two more than UCLA and Arizona, who each have 18

### Today's Devils Are Tomorrow's Major Leaguers

Thirty-eight Sun Devils have been taken in the MLB Draft in coach Esmay's four seasons at ASU, which is the most of any Div. I school in that time span and five more than the next closest team, Florida. Pitching coach Ken Knutson has sent 14 pitchers to the Majors since he joined ASU prior to the 2010 season.

## 2013 Major League Baseball Draft:

PLAYER	TEAM	ROUND (OVERALL)
Trevor Williams	Miami Marlins	2nd (44th)
Kasey Coffman	Detroit Tigers	10th (306th)
Michael Benjamin	Colorado Rockies	13th (379th)
Max Rossiter	Pittsburgh Pirates	15th (449th)
James McDonald	Los Angeles Dodgers	18th (544th)
Cory Hahn	Arizona Diamondbacks	34th (1020th)
Alex Blackford	Los Angeles Angels	37th (117th)



# YEARLY LEADERS

1959-2013

## OFFENSIVE CATEGORIES

### BATTING AVERAGE

1959	John Regoli.....	356
1960	John Regoli.....	366
1961	Roger Tomlinson .....	342
1962	Phil Groover.....	303
1963	Luis Lagunas.....	331
1964	Jack Handley .....	356
1965	Rick Monday.....	359
1966	Jim Armstrong .....	339
1967	Ron Davini.....	311
1968	Fred Nelson.....	351
1969	Paul Ray Powell .....	366
1970	Lenny Randle .....	335
1971	Roger Schmuck.....	434
1972	Alan Bannister .....	380
1973	Clay Westlake.....	382
1974	Elliot "Bump" Wills .....	383
1975	Jerry Maddox.....	365
1976	Ken Landreaux .....	406
1977	Bob Horner.....	389
1978	Hubie Brooks.....	432
1979	John Freitas.....	397
1980	Alvin Davis.....	370
1981	Mike Sodders.....	424
1982	Kevin Romine.....	406
1983	Steve Moses.....	354
1984	Oddibe McDowell .....	405
1985	George Lopez.....	379
1986	Ted Dyson.....	379
1987	Tim Spehr.....	328
1988	Martin Peralta .....	369
1989	Anthony Manahan .....	387
1990	Fernando Viña.....	387
1991	Mike Kelly.....	373
1992	Brett Weinberger .....	367
1993	Paul Lo Duca.....	446
1994	Jacob Cruz.....	393
1995	Robbie Kent.....	341
1996	Dan McKinley .....	386
1997	Dan McKinley .....	423
1998	Willie Bloomquist .....	414
1999	Mark Ernerst.....	439
2000	Casey Myers.....	412
2001	Casey Myers.....	395
2002	Jon Sheaffer.....	364
2003	Dustin Pedroia .....	404
2004	Dustin Pedroia .....	393
2005	Travis Buck.....	382
2006	Brett Wallace .....	371
2007	Brett Wallace .....	404
2008	Brett Wallace .....	410
2009	Jason Kipnis.....	384
2010	Deven Marrero.....	397
2011	Joey DeMichele .....	368
2012	Joey DeMichele .....	336
2013	Michael Benjamin .....	335

### HOME RUNS

1959	Three players.....	4
1960	Jacobs/Regoli .....	6
1961	Roger Tomlinson .....	10
1962	Paul Runge.....	3
1963	Tony Alesci.....	6
1964	Luis Lagunas.....	6
1965	Rick Monday.....	11
1966	Reggie Jackson .....	15
1967	Scott Reid.....	11
1968	Lenny Randle.....	6
1969	Paul Ray Powell.....	11
1970	Roger Schmuck.....	9
1971	Roger Schmuck.....	12
1972	Alan Bannister .....	13
1973	Dick Harris.....	8
1974	Elliot "Bump" Wills.....	8
1975	Jerry Maddox.....	20
1976	Ken Landreaux .....	15
1977	Bob Horner.....	22
1978	Bob Horner.....	25
1979	Mike Anicich.....	11
1980	Stan Holmes.....	17
1981	Mike Sodders.....	22
1982	Chris Johnston.....	18
1983	Barry Bonds.....	11
1984	Oddibe McDowell.....	23
1985	Barry Bonds.....	23
1986	Rick Morris.....	19
1987	Tony Mattia.....	21
1988	Tim Spehr.....	20
1989	Mike Kelly.....	10
1990	Mike Kelly.....	21
1991	Austin Kelly.....	15
1992	Todd Steverson .....	12
1993	Todd Cady.....	19
1994	Scott Shores.....	21
1995	Robbie Kent.....	7
1996	Robbie Kent.....	12
1997	Dan McKinley.....	15
1998	Andrew Beinbrink.....	12
1999	Andrew Beinbrink.....	14
2000	Mitch Jones.....	27
2001	Casey Myers.....	7
2002	Jeremy West.....	13
2003	Jeff Larish.....	18
2004	Pedroia/Buck.....	9
2005	Jeff Larish.....	23
2006	Davis/Sogard.....	9
2007	Brett Wallace .....	16
2008	Brett Wallace .....	22
2009	Carlos Ramirez.....	19
2010	Kole Calhoun.....	17
2011	Joey DeMichele .....	9
2012	Abe Ruiz.....	13
2013	Trever Allen.....	9

### RBI

1959	John Jacobs.....	36
1960	John Jacobs.....	49
1961	Roger Tomlinson .....	56
1962	Paul Runge.....	30
1963	Luis Lagunas.....	36
1964	Luis Lagunas.....	49
1965	Luis Lagunas.....	68
1966	Reggie Jackson .....	65
1967	Dave Grangaard .....	44
1968	Grangaard/Randle .....	29
1969	Paul Ray Powell.....	73
1970	Roger Schmuck.....	45
1971	Roger Schmuck.....	80
1972	Alan Bannister .....	90
1973	Dick Harris.....	72
1974	Clay Westlake.....	64
1975	Jerry Maddox.....	89
1976	Ken Landreaux .....	93
1977	Bob Horner.....	87
1978	Chris Bando.....	102
1979	Mike Anicich.....	57
1980	Stan Holmes.....	61
1981	Mike Sodders.....	100
1982	Alvin Davis.....	91
1983	Barry Bonds.....	54
1984	Oddibe McDowell.....	74
1985	Barry Bonds.....	66
1986	Rick Morris.....	65
1987	Tony Mattia.....	61
1988	Dan Rumsey.....	91
1989	Mike Kelly.....	56
1990	Mike Kelly.....	82
1991	Jim Austin.....	64
1992	Doug Newstrom.....	48
1993	Paul Lo Duca.....	88
1994	Antone Williamson .....	74
1995	Darren Troilo.....	54
1996	Robbie Kent.....	68
1997	Andrew Beinbrink.....	72
1998	Andrew Beinbrink.....	85
1999	Andrew Beinbrink.....	85
2000	Casey Myers.....	97
2001	Casey Myers.....	69
2002	Jeremy West.....	71
2003	Jeff Larish.....	95
2004	Travis Buck.....	58
2005	Tuffy Gosewisch .....	74
2006	Ike Davis.....	65
2007	Brett Wallace .....	78
2008	Brett Wallace .....	83
2009	Carlos Ramirez.....	75
2010	Zack MacPhee.....	64
2011	Riccio Torrez.....	54
2012	Abe Ruiz.....	53
2013	Trever Allen.....	49



# YEARLY LEADERS

1959-2013

## PITCHING CATEGORIES

### PITCHING WINS

1959	Kostyk/Barnson.....6
1960	Mike Tatum .....9-3
1961	Roger Barnson.....9-2
1962	Slaughter/Lovrich.....6
1963	Sterling Slaughter .....11-2
1964	Skip Hancock.....13-2
1965	Jim Merrick .....13-2
1966	Jeff Pentland.....10-3
1967	Gary Gentry.....17-1
1968	Joe Arnold.....11-3
1969	Larry Gura.....19-2
1970	Craig Swan .....8-4
1971	Craig Swan .....14-4
1972	Craig Swan .....16-1
1973	Otten/Bane.....15-1
1974	Jim Peterson.....10-2
1975	Floyd Bannister.....15-4
1976	Floyd Bannister.....19-2
1977	Jerry Vasquez.....12-2
1978	Ken Jones.....13-2
1979	Ken Jones.....8-9
1980	Kevin Dukes.....10-5
1981	Kendall Carter.....19-1
1982	Mike Hogan.....13-2
1983	Kendall Carter.....12-2
1984	Mike Thorpe.....13-2
1985	Charles Scott.....6-7
1986	Tony Harris.....8-2
1987	Mike Schwabe .....12-7
1988	Linty Ingram.....17-5
1989	Dave Alexander .....12-2
1990	Todd Douma.....16-3
1991	Doug Newstrom.....10-2
1992	Jeff Matranga.....10-7
1993	Marc Barcelo.....12-4
1994	Noah Peery.....11-2
1995	Kaipo Spenser.....8-5
1996	Jason Bond.....7-5
1997	Cermak/Bradley .....7
1998	Kramer/Mills/Lowery...8
1999	Will Waldrip.....10-3
2000	Jon Switzer.....11-3
2001	Andy Torres.....13-4
2002	Mike Esposito.....9-6
2003	Beau Vaughan.....10-6
2004	Jason Urquidez.....12-3
2005	Erik Averill.....11-4
2006	Brett Bordes.....7-1
2007	Satow/Leake.....13
2008	Tommy Rafferty.....12-0
2009	Mike Leake.....16-1
2010	Seth Blair.....12-1
2011	Brady Rodgers.....9-4
2012	Trevor Williams.....12-2
2013	Ryan Kellogg.....11-1

### ERA

1959	Jim Sims.....1.63
1960	Roger Barnson.....1.99
1961	Roger Barnson.....2.15
1962	Gary Graham.....1.54
1963	Sterling Slaughter..1.56
1964	Skip Hancock.....1.35
1965	Alan Schmelz.....1.31
1966	Jeff Pentland.....2.16
1967	Gary Gentry.....1.14
1968	Joe Arnold.....1.67
1969	Larry Gura.....1.01
1970	Mike Hansen.....1.19
1971	Eddie Bane.....2.18
1972	Eddie Bane.....0.99
1973	Jim Otten.....1.39
1974	Jim Peterson.....2.69
1975	Floyd Bannister ....1.66
1976	Floyd Bannister ....1.45
1977	Jerry Vasquez.....1.92
1978	Jeff Ahern.....3.49
1979	Kevin Dukes.....3.61
1980	Ken Jones.....4.17
1981	Kendall Carter.....2.86
1982	Jim Jefferson.....2.92
1983	Kendall Carter.....3.07
1984	Mike Thorpe.....2.94
1985	Royal Clayton.....4.89
1986	Tony Harris.....5.62
1987	Mike Schwabe.....2.99
1988	Brian Dodd.....2.25
1989	David Cassidy.....2.25
1990	Sean Rees.....2.67
1991	Gary Tatterson.....3.57
1992	Doug Newstrom.....3.59
1993	Marc Barcelo.....2.72
1994	Noah Peery.....2.76
1995	Kaipo Spenser.....3.05
1996	Richy Leon.....3.42
1997	Richy Leon.....2.01
1998	Chuck Crumpton...3.00
1999	Charlie Williamson 3.73
2000	Jon Switzer.....3.89
2001	Drew Friedberg.....2.03
2002	Ryan Schroyer.....2.37
2003	Ryan Schroyer.....1.53
2004	Zechry Zinicola.....3.36
2005	Erik Averill.....3.39
2006	Daryl Arreola.....2.80
2007	Josh Satow.....2.76
2008	Mike Leake.....3.49
2009	Mike Leake.....1.71
2010	Brady Rodgers.....2.11
2011	Trevor Williams.....2.50
2012	Matt Dunbar.....1.54
2013	Josh McAlister.....0.89

### STRIKEOUTS

1959	Roger Kudron.....61
1960	Roger Barnson.....61
1961	Harley Anderson.....68
1962	Slaughter/Anderson..67
1963	Sterling Slaughter....154
1964	Skip Hancock.....177
1965	Jim Merrick.....111
1966	Jeff Pentland.....87
1967	Gary Gentry.....229
1968	Larry Gura.....102
1969	Larry Gura.....196
1970	Swan/Hansen.....102
1971	Eddie Bane.....130
1972	Eddie Bane.....213
1973	Eddie Bane.....192
1974	John Poloni.....78
1975	Floyd Bannister.....217
1976	Floyd Bannister.....213
1977	Darrell Jackson.....107
1978	Jeff Ahern.....88
1979	Ken Jones.....100
1980	Kevin Dukes.....101
1981	Kevin Dukes.....107
1982	Jefferson/Hogan.....69
1983	Jim Jefferson.....87
1984	Doug Henry.....93
1985	Gilbert Villanueva....62
1986	Tony Harris.....74
1987	Linty Ingram.....118
1988	Linty Ingram.....153
1989	Oscar Rivas.....115
1990	Sean Rees.....162
1991	Sean Rees.....128
1992	Jeff Matranga.....121
1993	Marc Barcelo.....113
1994	Noah Peery.....105
1995	Kaipo Spenser.....112
1996	Jason Bond.....62
1997	Ryan Mills.....103
1998	Ryan Mills.....140
1999	Will Waldrip.....103
2000	Jon Switzer.....121
2001	Jon Switzer.....128
2002	Mike Esposito.....93
2003	Beau Vaughan.....105
2004	Jason Urquidez.....94
2005	Erik Averill.....99
2006	Tony Barnette.....70
2007	Josh Satow.....119
2008	Mike Leake.....104
2009	Mike Leake.....162
2010	Seth Blair.....108
2011	Kramer Champlin.....95
2012	Brady Rodgers.....79
2013	Trevor Williams.....81





# YEAR-BY-YEAR RESULTS

Year	Coach	Season						Conference		CWS
		W	L	Pct.	W	L	Pct.	Finish*Rank#		
1959	Bobby Winkles	28	18	.606^	—	—	—	—	UR	DNP
1960	Bobby Winkles	32	13	.711	—	—	—	—	7	DNP
1961	Bobby Winkles	36	13	.735	—	—	—	—	13	DNP
1962	Bobby Winkles	27	18	.600	—	—	—	—	26	DNP
1963	Bobby Winkles	34	13	.723	7	5	.583	2W	20	DNP
1964	Bobby Winkles	44	7	.863	11	1	.917	1W	5	6
1965	Bobby Winkles	54	8	.871	9	3	.750	1W	1	1
1966	Bobby Winkles	41	11	.788	7	5	.583	2W	17	DNP
1967	Bobby Winkles	53	12	.815	7	5	.583	1W	1	1
1968	Bobby Winkles	39	14	.736	6	6	.500	2W	17	DNP
1969	Bobby Winkles	56	11	.836	15	3	.833	1W	1	1
1970	Bobby Winkles	30	22	.577	9	9	.500	2W	UR	DNP
1971	Bobby Winkles	50	13	.794	15	3	.833	1W	18	DNP
1972	Jim Brock	64	6	.914	18	0	1.000	1W	2	2
1973	Jim Brock	59	8	.881	16	1	.941	1W	2	2
1974	Jim Brock	39	24	.619	12	6	.667	2W	19	DNP
1975	Jim Brock	61	13	.824	16	2	.889	1W	3	3
1976	Jim Brock	65	10	.867	17	1	.944	1W	3	3
1977	Jim Brock	57	12	.826	15	3	.833	1W	1	1
1978	Jim Brock	56	12	.824	15	3	.833	1W	2	2
1979	Jim Brock	32	31	.508	8	22	.267	6P	UR	DNP
1980	Jim Brock	38	25	.602^	15	15	.500	3P	UR	DNP
1981	Jim Brock	55	13	.809	26	4	.867	1P	1-1	1
1982	Jim Brock	57	16	.781	23	5	.821	1P	9-3	DNP
1983	Jim Brock	44	24	.647	17	13	.567	2P	3	3
1984	Jim Brock	55	20	.733	23	7	.767	1P	4	4
1985	Jim Brock	31	35	.469	15	15	.500	4P	UR	DNP
1986	Jim Brock	34	28	.548	11	19	.367	5P	UR	DNP
1987	Jim Brock	40	27	.597	16	14	.533	2P	8	7
1988	Jim Brock	60	13	.822	21	9	.700	1P	2-2	2
1989	Jim Brock	42	19	.686	19	11	.633	2P	11	DNP
1990	Jim Brock	52	16	.765	20	10	.667	2P	5	DNP
1991	Jim Brock	35	27	.565	12	18	.400	5P	UR	DNP
1992	Jim Brock	32	24	.571	14	16	.467	3P	UR	DNP
1993	Jim Brock	46	20	.697	19	11	.633	1P	0	7
1994	Jim Brock	45	18	.714	20	10	.667	2P	4	3
1995	Pat Murphy	34	21	.618	13	17	.433	4P	UR	DNP
1996	Pat Murphy	35	21	.625	14	16	.467	4P	25	DNP
1997	Pat Murphy	39	22	.639	16	14	.533	4P	11	DNP
1998	Pat Murphy	41	23	.641	18	11	.621	3P	2	2
1999	Pat Murphy	39	21	.650	12	12	.500	5P	30	DNP
2000	Pat Murphy	44	15	.746	17	7	.708	T-1P	12	DNP
2001	Pat Murphy	37	19	.647^	14	10	.583	T-3P	22	DNP
2002	Pat Murphy	37	21	.638	15	9	.625	3P	19	DNP
2003	Pat Murphy	54	14	.794	16	8	.667	2P	7	DNP
2004	Pat Murphy	41	18	.695	13	11	.542	T-4P	20	DNP
2005	Pat Murphy	42	25	.627	15	9	.625	3P	3	3
2006	Pat Murphy	37	21	.638	14	10	.583	2P	23	DNP
2007	**Pat Murphy	5	15	.250	2	5	.286	1P**	4	4**
2008	Pat Murphy	49	13	.790	16	8	.667	1P	9	DNP
2009	Pat Murphy	51	14	.785	21	6	.778	1P	3	3
2010	Tim Esmay	52	10	.839	20	7	.741	1P	4	7
2011	Tim Esmay	43	18	.705	17	10	.630	2P	11	DNP
2012	Tim Esmay	36	20	.643	18	12	.600	T-4P	26	N/A
2013	Tim Esmay	37	22	.625^	16	14	.533	T-4P	19	DNP
Total	54 years	2,376	967	.711^	761	451	.628	—	—	—

11 WAC championships, 9\*\* Pac-10 championships, 21\*\* CWS appearances, 5 NCAA titles

Ranking is highest out of national polls, \* W-WAC P-Pac-10/12, ^ Includes ties

# Final collegiate baseball poll listed from 1959 to 1980 (1960 is AP poll)

\*\* - 44 victories later vacated due to NCAA sanctions. Actual on-field record was 49-15, 19-5 in Pac-10 play. NCAA tournament and College World Series appearance also vacated in 2007. Actual on-field overall record is 2,421-968-2, actual on-field conference record is 778-451.

## HEAD COACHES

### BOBBY WINKLES

1959-1971

OVERALL: 524-173-1 (.751)

WAC: 79-40 (.664)

3 National Titles

4 College World Series Appearances

5 WAC Titles

### JIM BROCK

1972-1994

OVERALL: 1,099-441-1 (.713)

WAC: 109-16 (.872)

PAC-10: 279-199 (.584)

2 National Titles

13 College World Series Appearances

6 WAC Titles

5 Pac-10 Titles

### PAT MURPHY\*\*

1995-2009

OVERALL: 585-283-1 (.673)

PAC-10: 216-153 (.585)

3 College World Series Appearances

3 Pac-10 Titles

\*\* - 44 victories, Pac-10 title and CWS appearance in 2007 vacated due to NCAA Sanctions

### TIM ESMAY

2010-Present

OVERALL: 168-70-1 (.705)

PAC-10/12: 71-43 (.622)

1 College World Series Appearance

1 Pac-10 Title



# JOIN THE CLUB

## .400 CLUB (19 MEMBERS)

Paul Lo Duca, 1993	.446
Mark Ernster, 1999	.439
Roger Schmuck, 1971	.434
Hubie Brooks, 1978	.432
Mike Sodders, 1981	.424
Dan McKinley, 1997	.423
Chris Bando, 1978	.415
Willie Bloomquist, 1998	.414
Bob Horner, 1978	.412
Casey Myers, 2000	.412
Brett Wallace, 2008	.410
Kevin Romine, 1981	.410
Kevin Romine, 1982	.406
Ken Landreaux, 1976	.406
Oddibe McDowell, 1984	.405
Brett Wallace, 2007	.404
Dustin Pedroia, 2003	.404
Andrew Beinbrink, 1999	.402
Eric Sogard, 2007	.400

## 90 RBI CLUB (10 MEMBERS)

Chris Bando, 1978	102
Bob Horner, 1978	100
Mike Sodders, 1981	100
Casey Myers, 2000	97
Jeff Larish, 2003	95
Ken Landreaux, 1976	93
Mitch Jones, 2000	92
Dan Rumsey, 1988	91
Alvin Davis, 1982	91
Alan Bannister, 1972	90

## 20 HOME RUN CLUB (13 MEMBERS)

Mitch Jones, 2000	27
Bob Horner, 1978	25
Jeff Larish, 2005	23
Barry Bonds, 1985	23
Oddibe McDowell, 1984	23
Brett Wallace, 2008	22
Bob Horner, 1977	22
Mike Sodders, 1981	22
Scott Shores, 1994	21
Mike Kelly, 1990	21
Tony Mattia, 1987	21
Tim Spehr, 1988	20
Jerry Maddox, 1975	20

## 100 HITS CLUB (25 MEMBERS)

Paul LoDuca, 1993	129
Hubie Brooks, 1978	126
Kevin Romine, 1982	121
Dustin Pedroia, 2003	120
Ken Landreaux, 1976	119
Oddibe McDowell, 1984	117
Mike Sodders, 1981	114

Dan McKinley, 1997	113
Travis Buck, 2005	110
Willie Bloomquist, 1998	109
Fernando Viña, 1990	108
Kevin Higgins, 1988	108
Brett Wallace, 2007	107
Chris Bando, 1978	107
Bob Pate, 1976	106
Jacob Cruz, 1994	105
Antone Williamson, 1993	104
Anthony Manahan, 1990	104
Steve Willis, 1988	104
Kevin Romine, 1981	102
Bob Horner, 1977	102
Alan Bannister, 1972	101
Eric Sogard, 2007	100
Willie Bloomquist, 1999	100
Mike Colbern, 1976	100

## 15 WIN CLUB

### (WOOD BAT ERA- 6 MEMBERS)

Larry Gura, 1969	19
Gary Gentry, 1967	17
Tom Burgess, 1967	16
Craig Swan, 1972	16
Jim Otten, 1973	15
Eddie Bane, 1973	15

## 12 WIN CLUB

### (ALUMINUM BAT ERA- 24 MEMBERS)

Floyd Bannister, 1976	19
Kendall Carter, 1981	19
Linty Ingram, 1988	17
Mike Leake, 2009	16
Todd Douma, 1990	16
Floyd Bannister, 1975	15
Don Hanna, 1976	15
Greg Cochran, 1975	14
Mike Leake, 2007	13
Josh Satow, 2007	13
Ken Jones, 1978	13
Mike Hogan, 1982	13
Mike Thorpe, 1984	13
Sean Rees, 1990	13
Andy Torres, 2001	13
Tommy Rafferty, 2008	12
Jerry Vasquez, 1977	12
Kendall Carter, 1983	12
Mike Schwabe, 1987	12
Rusty Kilgo, 1988	12
Dave Alexander, 1989	12
Marc Barcelo, 1993	12
Jason Urquidez, 2004	12
Seth Blair, 2010	12

## 200 STRIKEOUT CLUB (4 MEMBERS)

Gary Gentry, 1967	229
Floyd Bannister, 1975	217
Floyd Bannister, 1976	213
Eddie Bane, 1972	213

## 125 STRIKEOUT CLUB

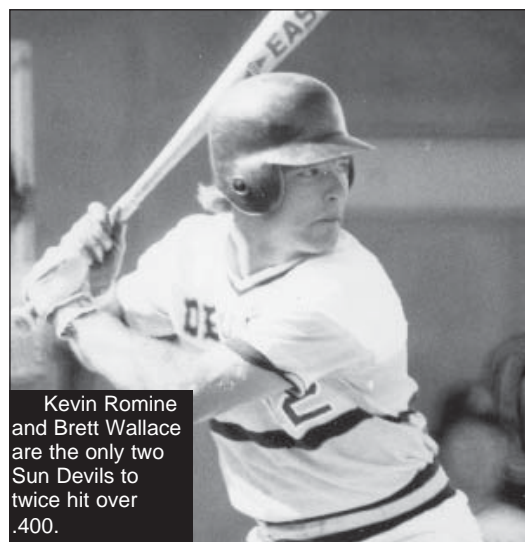
### (WOOD BAT ERA- 12 MEMBERS)

Gary Gentry, 1967	229
Eddie Bane, 1972	213
Larry Gura, 1969	196
Eddie Bane, 1973	192
Tom Burgess, 1967	180
Jeff Pentland, 1967	179
Skip Hancock, 1964	177
Sterling Slaughter, 1963	154
Craig Swan, 1972	154
Jim Otten, 1973	153
Jim Crawford, 1972	145
Eddie Bane, 1971	130

## 125 STRIKEOUT CLUB

### (ALUMINUM BAT ERA- 10 MEMBERS)

Floyd Bannister, 1975	217
Floyd Bannister, 1976	213
Mike Leake, 2009	162
Sean Rees, 1990	162
Greg Cochran, 1975	160
Linty Ingram, 1988	153
Ryan Mills, 1998	140
Sean Rees, 1991	128
Jon Switzer, 2001	128
Josh Spence, 2009	125



Kevin Romine and Brett Wallace are the only two Sun Devils to twice hit over .400.



# TEAM RECORDS

---

## SINGLE-GAME HITTING RECORDS

### Most Triples

6 - 3-9-63 vs. Utah State  
6 - 2-20-10 vs. Northern Illinois

### Most Home Runs

7 - 3-4-00 vs. Arizona  
6 - 5-4-08 at UCLA  
6 - 3-17-07 vs. Maine  
6 - 4-20-82 vs. Stanford  
6 - 4-19-75 vs. Arizona

### Most Total Bases

57 - 3-13-05 vs. Western Illinois  
(35 hits, 7 2B, 5 HR)  
54 - 3-4-00 vs. Arizona  
(27 hits, 6 2B, 7 HR)  
51 - 3-6-80 vs. Stanford  
(25 hits, 7 2B, 1 3B, 5 HR)

### Most RBI

34 - 4-6-74 vs. UTEP  
32 - 3-6-80 vs. Stanford  
31 - 3-4-00 vs. Arizona

### Most Walks (Batting)

18 - 4-7-59 vs. Williams Field  
(5 inn.)  
17 - 2-19-76 vs. CSU-Dom. Hills  
(7 inn.)

### Longest By Innings

18 - 2-23-90 vs. UCLA (W, 6-5)  
17 - 4-21-11 at Cal (W, 6-4)

### Most At Bats

62 - 2-23-90 vs. UCLA  
61 - 3-13-05 vs. Western Illinois  
60 - 5-5-68 vs. Arizona

### Most Runs

36 - 4-6-74 vs. UTEP  
34 - 3-6-80 vs. Stanford  
32 - 3-4-00 vs. Arizona

### Most Runs, One Inning

15 - 3-13-05 vs. Western Illinois  
15 - 3-6-80 vs. Stanford

### Most Hits

35 - 3-13-05 vs. Western Illinois  
31 - 5-29-88 vs. UNLV  
31 - 4-6-74 vs. UTEP  
30 - 4-18-97 vs. California

### Most Hits, One Inning

16 - 3-13-05 vs. Western Illinois  
12 - 4-18-97 vs. California  
11 - 5-29-88 vs. UNLV

### Most Consecutive Hits

8 - 3-4-06 vs. Auburn  
8 - 4-18-97 vs. California  
8 - 3-3-72 vs. San Fernando State

### Most Doubles

10 - 4-6-74 vs. UTEP  
10 - 3-21-99 vs. Boston College

### Most Strikeouts (Batting)

17 - 2-25-94 vs. Stanford  
17 - 4-29-66 vs. New Mexico

### Most Stolen Bases

10 - 2-01-01 vs. Southern Utah  
9 - 4-27-82 vs. Grand Canyon  
9 - 2-28-99 vs. Arizona

### Most Errors

10 - 4-5-85 vs. Arizona  
9 - 2-28-69 vs. Chapman  
9 - 4-15-73 vs. Wisconsin  
9 - 4-17-62 vs. USC  
9 - 3-3-80 vs. California

### Most Errors by Opponents

10 - 5-27-72 by BYU  
10 - 4-9-59 by Northern Arizona

### Most Double Plays (turned)

5 - 3-30-08 vs. USC  
5 - 5-7-99 vs. Washington  
5 - 2-24-89 vs. UCLA  
5 - 2-15-85 vs. Grand Canyon  
5 - 4-25-10 vs. Washington

### Largest Winning Margin

32 - 3-6-80 (ASU 34, Stanford 2)  
30 - 5-5-72 (ASU 30, UTEP 0)  
29 - 3-4-00 (ASU 32, Arizona 3)  
26 - 5-6-77 (ASU 27, UTEP 1)  
26 - 2-19-76  
(ASU 26, CS-Dom. Hills 0)  
26 - 4-6-74 (ASU 36, UTEP 10)  
26 - 1-28-00 (ASU 30, FAU 4)  
25 - 4-27-03 (ASU 25, WSU 0)  
25 - 3-27-99 (ASU 25, Cal 0)

### Largest Losing Margin

23 - 4-26-86 (California 29, ASU 6)  
21 - 3-28-83 (Stanford 23, ASU 2)

### Most Strikeouts (Pitching)

22 - 3-18-63 vs. Colorado St.  
21 - 4-1-72 vs. LaVerne (14 inn.)  
21 - 2-2-01 vs. Southern Utah

### Most Walks (Pitching)

15 - 2-11-06 vs. Oregon State  
15 - 2-17-91 vs. Texas  
15 - 4-16-87 vs. UCLA  
14 - 5-5-62 vs. Arizona  
14 - 4-27-61 vs. SD Marines

### Most Runs Allowed

29 - 4-26-86 vs. California  
23 - 3-28-83 vs. Stanford  
22 - 5-18-86 vs. Arizona  
22 - 5-10-80 vs. Arizona  
21 - 6-6-98 vs. USC  
21 - 2-9-91 vs. Florida State  
20 - 3-13-05 vs. LSU  
20 - 3-20-04 vs. California

### Most Runs Allowed, One Inning

13 - 2-22-97 vs. UCLA (8th)  
13 - 3-20-04 vs. California (5th)  
12 - 5-18-86 vs. Arizona  
11 - 3-4-94 vs. Minnesota  
11 - 3-24-91 vs. Arizona

### Most Hits Allowed

31 - 4-26-86 vs. California  
25 - 5-18-86 vs. Arizona  
24 - 5-10-80 vs. Arizona  
23 - 6-6-98 vs. USC  
23 - 3-4-79 vs. UCLA  
22 - 2-21-92 vs. Texas  
21 - 5-26-78 vs. UNLV  
21 - 2-29-92 vs. Stanford

### Most Hits Allowed, One Inning

11 - 3-4-94 vs. Minnesota  
11 - 3-24-91 vs. Arizona  
11 - 5-18-86 vs. Arizona  
10 - 5-10-80 vs. Arizona  
10 - 3-29-87 vs. Stanford

### Most Pickoffs

3 - 4-23-89 vs. California  
3 - 4-14-79 vs. Stanford

### Three Home Runs, One Inning

Back-to-back-to-back - May 5,  
2013 vs Stanford  
April 13, 2008 at Washington St

## SINGLE-SEASON SCHOOL RECORDS

### Most Games

75 - 1984  
75 - 1976  
74 - 1975  
73 - 1988  
73 - 1982

### Most Victories

65 - 1976  
64 - 1972  
61 - 1975  
60 - 1988

### Most Losses

35 - 1985  
32 - 1979  
28 - 1986  
27 - 1991  
27 - 1987

### Longest Win Streak

32 - 1972  
24 - 2010  
23 - 1990  
23 - 1988  
22 - 1973

### Longest Losing Streak

6 - 5 times last time in 1998

### Longest Home Winning Streak

33 - 1976-77  
31 - 1977-78  
29 - 1973  
28 - 1972  
28 - 2009-10



#### SINGLE-SEASON HITTING RECORDS

WOOD BAT ERA 1959-1973

ALUMINUM BAT ERA  
1974-PRESENT

Consecutive Games Scoring  
506 - 4/7/95-2/15/04  
(NCAA Record)

Most Grand Slams  
14 - 2003 (NCAA Record)

Most HBP  
115 - 2000

Most Walks  
482 - 1982  
427 - 1981  
406 - 2003  
404 - 1975

Most Stolen Bases  
163 - 1982  
162 - 1981  
136 - 2010  
135 - 1984  
130 - 1999  
120 - 1998

Most Errors  
149 - 1980  
142 - 1984  
135 - 1985

Single-Season At Bats  
(Wood Bat Era)  
2,443 - 1972  
2,428 - 1973  
2,186 - 1971

Single-Season At Bats  
(Aluminum Bat Era)  
2,693 - 1976  
2,663 - 1984  
2,648 - 1988

Single-Season Walks  
(Wood Bat Era)  
342 - 1962  
341 - 1965  
335 - 1972

Single-Season Walks  
(Aluminum Bat Era)  
482 - 1982  
427 - 1981  
406 - 2003

Single-Season Runs  
(Wood Bat Era)  
566 - 1973  
563 - 1972  
483 - 1965

Single-Season Runs  
(Aluminum Bat Era)  
694 - 1976  
694 - 1981  
682 - 2003

Single-Season Hits  
(Wood Bat Era)  
808 - 1973  
782 - 1972  
701 - 1971

Single-Season Hits  
(Aluminum Bat Era)  
927 - 1976  
873 - 1984  
870 - 1988

Single-Season Doubles  
(Wood Bat Era)  
135 - 1973  
122 - 1972  
101 - 1967

Single-Season Doubles  
(Aluminum Bat Era)  
185 - 1988  
181 - 1976  
172 - 1993

Single-Season Home Runs  
(Wood Bat Era)  
52 - 1966  
50 - 1967  
49 - 1960

Single-Season Home Runs  
(Aluminum Bat Era)  
110 - 1981  
108 - 1984  
108 - 1985

Single-Season RBI  
(Wood Bat Era)  
1973 - 491  
1972 - 489  
1965 - 419

Single-Season RBI  
(Aluminum Bat Era)  
1981 - 640  
2003 - 630  
1978 - 625

Single-Season Batting Average  
(Wood Bat Era)  
1973 - .333  
1971 - .321  
1972 - .320

Single-Season Batting Average  
(Aluminum Bat Era)  
1999 - .356  
1981 - .356  
1977 - .347

Single-Season Slugging  
Percentage (Aluminum Bat Era)  
1981 - .583  
1978 - .565  
2000 - .561

#### SINGLE-SEASON PITCHING RECORDS

Most Consecutive  
Scoreless Innings  
64 - 1972 (7 SO)  
36 - 1969 (3 SO)  
35 - 1965 (3 SO)

Single-Season ERA  
(Wood Bat Era)  
1.76 - 1972  
2.03 - 1967  
2.32 - 1964

Single-Season ERA  
(Aluminum Bat Era)  
2.35 - 1975  
2.90 - 2009  
3.19 - 2012  
3.22 - 2011

Single-Season Strikeouts  
(Wood Bat Era)  
732 - 1972  
687 - 1967  
645 - 1973

Single-Season Strikeouts  
(Aluminum Bat Era)  
675 - 1975  
608 - 2009  
586 - 1998

Most Single-Season Hits  
Allowed  
(Wood Bat Era)  
484 - 1973  
469 - 1971  
435 - 1967  
435 - 1969

Most Single-Season Hits  
Allowed  
(Aluminum Bat Era)  
758 - 1985  
671 - 1984  
658 - 1981

Most Single-Season Walks  
(Wood Bat Era)  
267 - 1965  
253 - 1969  
247 - 1970

Most Single-Season Walks  
(Aluminum Bat Era)  
366 - 1979  
360 - 1991  
344 - 1980

Most Single-Season Runs  
Allowed (Wood Bat Era)  
235 - 1961  
215 - 1973  
211 - 1971

Most Single-Season Runs  
Allowed (Aluminum Bat Era)  
516 - 1985  
466 - 1986  
434 - 1991

Single-Season Saves  
(Wood Bat Era)  
27 - 1966  
20 - 1971

Single-Season Saves  
(Aluminum Bat Era)  
23 - 2010

22 - 1990

Single-Season Complete  
Games  
(Wood Bat Era)  
43 - 1972  
17 - 1968

Single-Season Complete  
Games  
(Aluminum Bat Era)  
22 - 1988  
17 - 1990

Single-Season Shutouts  
(Wood Bat Era)  
24 - 1972  
17 - 1968  
16 - 1969

Single-Season Shutouts  
(Aluminum Bat Era)  
11 - 1976  
10 - 2003  
9 - 1974  
9 - 1975





# INDIVIDUAL RECORDS

## SINGLE-GAME HITTING RECORDS

### Most At Bats

9 - Fernando Vina, 2-23-90 vs. UCLA

### Most Hits

7 - Jerry Mantlo, 3-6-72 vs. Mich. (7-for-7)  
6 - Mark Ernster, 2-20-99 vs. BYU (6-for-6)  
6 - Dan McKinley, 5-12-96 vs. UA (6-for-7)  
6 - A. Manahan, 3-29-89 vs. Harvard (6-for-7)  
6 - M. Colbern, 4-6-84 vs. UTEP (6-for-7)  
6 - Hubie Brooks, 4-20-78 vs. UA (6-for-6)  
6 - Nick Walsh, 4-27-03 vs. WSU (6-for-6)

### Most Runs

6 - Kiel Roling, 3-17-07 vs. Maine  
6 - Andrew Beinbrink, 2-20-99 vs. BYU  
6 - Mikel Moreno, 5-13-96 vs. Arizona  
6 - Mike Colbern, 4-6-74 vs. UTEP

### Most Doubles

4 - Mike Devereaux, 1-31-85 vs. UCSB  
4 - Gary Atwell, 4-23-71 vs. UTEP  
4 - Jeff Larish, 5-25-03 vs. Arizona  
4 - Travis Buck, 2-28-04 vs. UConn

### Most Triples

3 - Ed Irvine, 2-19-79 vs. UC Riverside  
3 - Tom Sain, 4-14-73 vs. UTEP  
3 - Alan Schmelz, 3-9-63 vs. Utah St.

### Most Home Runs

3 - Joey DeMichele, 5-1-11 vs. Stanford  
3 - Jeff Larish, 6-21-05 vs. Nebraska (CWS)  
3 - Jeremy West, 4-27-03 vs. Wash. State  
3 - Jim Austin, 3-12-91 vs. Grand Canyon  
3 - Mike Kelly, 3-5-90/4-27-90 vs. Stanford  
3 - Ted Dyson, 2-24-86 vs. CS-Northridge  
3 - Todd Brown, 4-14-85 vs. USC  
3 - Oddibe McDowell, 5-5-84 vs. Stanford  
3 - Bump Wills, 3-20-74 vs. CS-Fullerton  
3 - Dave Graybill, 3-25-55 vs. Wyoming

### Hit By Pitch

4 - Rick Peters, 5-28-77 vs. Wash. State

### Most Total Bases

16 - Todd Brown, 4-14-85 vs. USC (5-5, 2 2B, 3 HR)  
14 - Jeremy West, 4-27-03 vs. Wash. State (5-7, 3 HR, 9 RBI)  
14 - Oddibe McDowell, 5-5-84 vs. Stanford (4-4, 1 2B, 3 HR)

### Most RBI

9 - Jeremy West, 4-27-03 vs. Wash. State  
9 - Jeff Larish, 1-26-03 vs. San Diego St.

9 - Tommy Adams, 5-2-90 vs. UNLV  
8 - Kiel Roling, 3-17-07 vs. Maine  
8 - Jeremy West, 5-15-02 vs. Portland  
8 - Andrew Beinbrink, 3-20-99 vs. BC  
8 - Scott Shores, 2-9-94 vs. Southern Utah  
8 - Mike Soddors, 2-21-81 vs. New Mexico  
8 - Chris Bando, 5-6-78 vs. UTEP  
8 - Clay Westlake, 4-28-73 vs. GCU  
8 - Alan Bannister, 3-3-72 vs. CS-Northridge

### Most Stolen Bases

4 - Drew Maggi, 4-10-10 at Wash. State  
4 - Willie Bloomquist, 3-14-98 vs. USC  
4 - Willie Bloomquist, 2-28-99 vs. Arizona  
4 - John Finn, 2-23-87 vs. LMU  
4 - Gary Atwell, 3-28-73 vs. Massachusetts  
4 - Lenny Randle, 3-26-69 vs. Cal Poly  
4 - Mel Stocker, 2-1-01 vs. Southern Utah

### Most Walks

5 - Kole Calhoun, 6-12-10 vs. Arkansas  
5 - Alvin Davis, 4-8-82 vs. USC  
5 - Fred Nelson, 3-30-67 vs. Oklahoma

### Most Strikeouts

4 - several times, last by RJ Ybarra at Utah (4-26-13)

### Most Errors

4 - Rick Morris, 3-15-85 vs. UCLA  
4 - Jerry Maddox, 2-15-63 vs. Wisconsin  
4 - Ben Ruiz, 4-3-59 vs. Wisconsin

## SINGLE-GAME PITCHING RECORDS

### Most Innings Pitched

15 - Gary Gentry, 5-22-67 vs. Arizona  
14 - Eddie Bane, 4-1-72 vs. LaVerne  
14 - Gary Gentry, 6-17-67 vs. Stanford

### Most Strikeouts

22 - Sterling Slaughter, 3-18-63 vs. CSU  
21 - Eddie Bane, 4-1-72 vs. LaVerne (14 inn.)  
20 - Jim Otten, 5-23-73 vs. BYU

### Most Runs Allowed

10 - 10 times, last by Trevor Williams, 5-17-13 vs. Arizona (6.0 ip)

### Most Hits Allowed

16 - Don Hanna, 3-9-76 vs. LaVerne (9 ip)  
16 - Joe Arnold, 3-1-68 vs. LA State (8.2 ip)  
16 - Ron Lea, 5-1-65 vs. New Mexico (8 ip)

### Most Consecutive Strikeouts

9 - Jim Otten, 5-23-73 vs. BYU  
8 - Beau Vaughan, 1-17-03 vs. Hawaii-Hilo

8 - Eddie Bane, 3-2-73 vs. CSUN

### Most Walks

13 - Jim Crawford, 4-4-70 vs. Wisc. (9 ip)  
12 - Ken Hansen, 3-7-70 vs. CSUN (8.2 ip)  
11 - Ken Hansen, 4-12-69 vs. UA (8.2 ip)  
10 - S. Hancock, 6-1-64 vs. Air Force (8.2 ip)  
10 - John Miller, 4-9-60 vs. SD Marines (9 ip)

## SINGLE-SEASON HITTING RECORDS

### Single Season Batting Average (Wood Bat Era)

.434 - Roger Schmuck, 1971  
.382 - Clay Westlake, 1973  
.380 - Alan Bannister, 1972

### Single-Season Batting Average (Aluminum Bat Era)

.446 - Paul Lo Duca, 1993  
.439 - Mark Ernster, 1999  
.432 - Hubie Brooks, 1978

### Single-Season Hits (Wood Bat Era)

101 - Alan Bannister, 1972  
98 - Roger Schmuck, 1971  
97 - Ken Reed, 1972  
97 - Alan Bannister, 1971

### Single-Season Hits (Aluminum Bat Era)

129 - Paul Lo Duca, 1993  
126 - Hubie Brooks, 1978  
121 - Kevin Romine, 1982

### Single-Season Doubles (Wood Bat Era)

20 - Dennis Kendrick, 1973  
20 - Alan Bannister, 1971  
20 - Paul Ray Powell, 1969

### Single-Season Doubles (Aluminum Bat Era)

34 - Dustin Pedroia, 2003  
30 - Chris Bando, 1978  
29 - Antone Williamson, 1993  
29 - Steve Willis, 1988

### Single-Season Triples (Wood Bat Era)

13 - Alan Bannister, 1971

### Single-Season Triples (Aluminum Bat Era)

14 - Zack MacPhee, 2010



Single-Season Home Runs  
(Wood Bat Era)

15 - Reggie Jackson, 1966  
13 - Alan Bannister, 1972  
12 - Roger Schmuck, 1971

Single-Season Home Runs  
(Aluminum Bat Era)

27 - Mitch Jones, 2000  
25 - Bob Horner, 1978  
23 - Jeff Larish, 2005  
23 - Barry Bonds, 1985  
23 - Oddibe McDowell, 1984

Single-Season RBI  
(Wood Bat Era)

90 - Alan Bannister, 1972  
80 - Roger Schmuck, 1971  
73 - Paul Ray Powell, 1969

Single-Season RBI  
(Aluminum Bat Era)

102 - Chris Bando, 1978  
100 - Bob Horner, 1978  
100 - Mike Sodders, 1981

Single-Season Runs Scored  
(Wood Bat Era)

93 - Mike Sodders, 1971  
81 - Alan Bannister, 1972  
73 - Paul Ray Powell, 1969

Single-Season Runs Scored  
(Aluminum Bat Era)

101 - Oddibe McDowell, 1984  
101 - Steve McMichael, 1978  
96 - Ken Landreaux, 1976

Single-Season Walks  
(Wood Bat Era)

56 - Scott Reid, 1967  
51 - Rick Monday, 1965  
48 - Rick Valley, 1971

Single-Season Walks  
(Aluminum Bat Era)

87 - Alvin Davis, 1982  
78 - Jeff Larish, 2003  
71 - Doug Newstrom, 1993

Most Stolen Bases

59 - Kevin Romine, 1982  
49 - Ricky Peters, 1977  
36 - Oddibe McDowell, 1984  
36 - Oddibe McDowell, 1983  
36 - Drew Maggi, 2010

Longest Hitting Streak

45 - Roger Schmuck, 1971  
37 - Paul LoDuca, 1993

36 - Hubie Brooks, 1978  
30 - Jacob Cruz, 1994  
26 - Riccio Torrez, 2010  
25 - Bump Wills, 1972

Most Consecutive Hits

9 - Mike Pagel, 1982  
9 - Hubie Brooks, 1978  
8 - Mark Ernster, 1999  
8 - Jerry Mantlo, 1972  
8 - Paul Ray Powell, 1969  
8 - Duffy Dyer, 1966  
8 - Richy Leon, 1995  
7 - last by Andre Ethier, 2003

Best Batting Average  
(Early Era)

.571 - Pete Brown, 1921  
.518 - Nick Johnson, 1948  
.511 - Pete Brown, 1922  
.505 - Cedric Austin, 1922

Most Hit-by-Pitches

29 - Jonah Martin, 2000

Best Slugging Percentage  
(Aluminum Bat Era)

.819 - Bob Horner, 1978  
.787 - Mitch Jones, 2000  
.762 - Mike Sodders, 1981  
.761 - O. McDowell, 1984  
.753 - Brett Wallace, 2008

Most Grand Slam Home Runs

4 - Jeff Larish, 2003  
3 - Jeremy West, 2003  
3 - Steve Garraabrants, 2003  
3 - Dave Hudgens, 1977

Most Consecutive Stolen Bases

22 - Sean Tyler, 1994

Most Assists by Outfielder

12 - Ricky Candelari, 1988

SINGLE-SEASON PITCHING  
RECORDS

Most Appearances

39 - Mitchell Lambson, 2010  
39 - Noah Peery, 1994  
38 - Brett Bordes, 2005  
36 - Chuck Crumpton, 1998  
36 - Matt Dunbar, 2013  
35 - Tommy Rafferty, 2008  
35 - Ryan Bradley, 1997  
34 - Ryan Bradley, 1996  
34 - Kevin Dukes, 1981  
33 - Dave Graybill, 1984  
32 - Trevor Williams, 2011  
32 - Mitchell Lambson, 2009  
32 - Brady Martinez, 2006

Most Innings Pitched

186.0 - Floyd Bannister, 1976  
181.1 - Linty Ingram, 1988  
175.0 - Gary Gentry, 1967  
169.0 - Larry Gura, 1969

Consecutive Scoreless IP

43 - Eddie Bane, 1972  
38 - Eddie Bane, 1972  
33 - Craig Swan, 1972  
31 - Pete Lovich, 1962  
29 - Lerrin LaGrow, 1969

Single-Season ERA  
(Wood Bat Era)

0.99 - Eddie Bane, 1972  
1.01 - Larry Gura, 1969  
1.14 - Gary Gentry, 1967

Single-Season ERA

(Aluminum Bat Era-starter)  
1.45 - Floyd Bannister, 1976  
1.66 - Floyd Bannister, 1975  
1.71 - Mike Leake, 2009

Single-Season Pitching Wins  
(Wood Bat Era)

19 - Larry Gura, 1969  
17 - Gary Gentry, 1967  
16 - Tom Burgess, 1967  
16 - Craig Swan, 1972

Single-Season Pitching Wins  
(Aluminum Bat Era)

19 - Floyd Bannister, 1976  
19 - Kendall Carter, 1981  
17 - Linty Ingram, 1988

Single-Season Strikeouts  
(Wood Bat Era)

229 - Gary Gentry, 1967  
213 - Eddie Bane, 1972  
196 - Larry Gura, 1969

Single-Season Strikeouts  
(Aluminum Bat Era)

217 - Floyd Bannister, 1975  
213 - Floyd Bannister, 1976  
162 - Mike Leake, 2009  
162 - Sean Rees, 1990

Single-Season Walks  
(Wood Bat Era)

82 - Ken Hansen, 1969  
79 - Ken Hansen, 1970  
73 - Tom Burgess, 1967

Single-Season Walks  
(Aluminum Bat Era)

85 - Sean Lowe, 1992  
78 - Kevin Dukes, 1980  
74 - Don Hanna, 1976

Single-Season Shutouts  
(Wood Bat Era)

7 - Eddie Bane, 1972  
7 - Jim Crawford, 1972  
6 - Gary Gentry, 1967

Single-Season Shutouts  
(Aluminum Bat Era)

4 - Floyd Bannister, 1976  
3 - John Poloni, 1974  
3 - John Poloni, 1975  
3 - Sean Rees, 1990  
3 - Will Waldrup, 1999

Single-Season Complete  
Games (Wood Bat Era)

15 - Larry Gura, 1969  
13 - Eddie Bane, 1973  
13 - Gary Gentry, 1967

Single-Season Complete  
Games (Aluminum Bat Era)

17 - Floyd Bannister, 1976  
13 - Linty Ingram, 1988  
11 - Floyd Bannister, 1975

Most Runs Allowed  
(Wood Bat Era)

53 - Jim Crawford, 1970  
50 - Ron Lea, 1965  
49 - Jeff Pentland, 1967

Most Runs Allowed  
(Aluminum Bat Era)

95 - Linty Ingram, 1988  
89 - Kurt Dempster, 1986  
82 - Jeff Matrangola, 1992

Single-Season Saves

14 - Jordan Swagerty, 2010  
12 - Ryan Burr, 2013  
12 - Doug Nurnberg, 1965  
12 - Kevin Dukes, 1981  
11 - Jason Jarvis, 2007  
11 - Dave Graybill, 1984  
11 - Noah Peery, 1994  
11 - Jake Barrett, 2012





# PITCHING SUPERLATIVES

## PERFECT GAMES (1)

March 2, 1973 Eddie Bane vs. Cal St.-Northridge (ASU 9-0)

## NO-HITTERS (8)

March 23, 2013 Ryan Kellogg at Oregon State (ASU 4-0) (Fr.)  
 Feb. 2, 1993 Kevin Rawitzer vs. Southern Utah (ASU 7-0)  
 March 19, 1988 Brian Dodd vs. Tennessee (ASU 9-0) (Fr.)  
 March 16, 1976 Mitch Dean at Texas (ASU 6-0) (Fr.)  
 March 30, 1970 Ken Hansen vs. Oklahoma (ASU 5-0)  
 April 8, 1967 Jeff Pentland vs. Wyoming, 7 innings (ASU 1-0)  
 May 11, 1962 Harley Anderson vs. New Mexico St. (ASU 3-0)  
 March 23, 1961 Sam Cook vs. Utah St., 7 innings (ASU 7-0) (Fr.)


## ONE-HITTERS (27)

May 20, 2007 Brian Flores at Oregon State (ASU 8-1)  
 Jan. 24, 1999 Drew Friedberg vs. Hawaii-Hilo (ASU 10-0)  
 Jan. 31, 1998 Colin Call, Robby Milner, Chuck Crumpton, Richy Leon vs. Hawaii-Hilo (ASU 5-1)  
 April 10, 1996 Gabe Molina, Richy Leon, Kaipo Spenser, Ryan Bradley vs. Southern Utah (ASU 10-1)  
 March 27, 1996 Jason Bond, Gabe Molina, Jason Verdugo, Richy Leon vs. Portland State (ASU 12-0)  
 April 22, 1994 Billy Neal vs. California (ASU 11-1)  
 March 19, 1994 Billy Neal vs. Michigan, 7 innings (ASU 8-1)  
 March 16, 1994 Jason Ruskey vs. UNLV, 8 innings (ASU 6-0)  
 Feb. 27, 1991 Gary Tatterson vs. Rice (ASU 10-0)  
 Jan. 29, 1989 Brian Dodd vs. UC-Riverside, 7 innings (ASU 4-1)  
 Feb. 1, 1986 Mike Thorpe vs. Cal Poly-Pomona, 7 innings (ASU 7-0)  
 Feb. 11, 1984 Jose Rodiles vs. New Mexico (ASU 5-2)  
 June 5, 1983 Doug Henry vs. Maine in CWS (ASU 7-0)  
 April 9, 1983 Gilbert Villanueva, Jim Jefferson vs. Arizona (ASU 3-2)  
 May 6, 1975 John Poloni, Jim Peterson, Rex Brewster, Tom Vander Meersche vs. NAU (ASU 6-1)  
 April 12, 1975 Greg Cochran vs. UTEP, 7 innings (ASU 12-0)  
 March 21, 1975 Floyd Bannister vs. USC (ASU 8-0)  
 Feb. 22, 1975 John Poloni vs. UC-Irvine (ASU 8-0)  
 March 7, 1970 Craig Swan vs. San Fernando St. (ASU 1-0)  
 April 4, 1968 Ken Hansen vs. New Mexico (ASU 8-1)  
 June 2, 1967 Tom Burgess vs. Air Force (ASU 6-0)  
 May 14, 1965 John Pavlik vs. Arizona (ASU 6-0)


April 16, 1965 Ron Lea vs. Wyoming (ASU 8-0)  
 March 18, 1963 Sterling Slaughter vs. Colorado St. (ASU 7-0)  
 April 18, 1961 Mike Tatum vs. Cal St. (LA), 7 innings (ASU 6-0)  
 March 14, 1961 Harley Anderson, Gary Graham vs. Grand Canyon, 7 innings (ASU 11-1)  
 April 25, 1959 Joe Kostyk vs. San Diego, NTC (ASU 11-1)

## TWO-HITTERS (31) (complete games only)

Jan. 23, 1999 Will Waldrip vs. Hawaii-Hilo (ASU 3-0)  
 Jan. 31, 1998 Jay Gehrke vs. Hawaii-Hilo, 7 innings (ASU 13-2)  
 Feb. 17, 1995 Billy Neal vs. San Francisco (ASU 5-0)  
 May 1, 1991 Doug Newstrom vs. UNLV (ASU 13-2)  
 March 31, 1990 Sean Rees vs. Florida St. (ASU 9-0)  
 April 20, 1987 Mike Schwabe vs. New Mexico St. (ASU 8-1)  
 April 29, 1986 Royal Clayton vs. UNLV, 7 innings (ASU 7-2)  
 March 16, 1978 Jerry Vasquez vs. Eastern Michigan (ASU 6-3)  
 March 11, 1978 Floyd Bannister vs. Oklahoma St. (ASU 4-0)  
 April 18, 1975 Floyd Bannister vs. Arizona (ASU 9-1)  
 Feb. 22, 1975 Greg Cochran vs. UC-Irvine, 7 innings (ASU 5-1)  
 June 14, 1972 Craig Swan vs. Temple (ASU 1-0)  
 April 1, 1972 Jim Crawford vs. LaVerne, 7 innings (ASU 5-0)  
 March 18, 1972 Jim Otten vs. Northern Colorado, 7 innings (ASU 4-0)  
 March 9, 1972 Eddie Bane vs. Chapman (ASU 1-0)  
 May 9, 1971 Eddie Bane vs. New Mexico (ASU 9-2)  
 March 13, 1971 Craig Swan vs. Chapman (ASU 3-0)  
 April 4, 1970 Ken Hansen vs. Wisconsin (ASU 1-0)  
 April 25, 1969 Larry Gura vs. New Mexico (ASU 2-1)  
 April 19, 1969 Ken Hansen vs. Texas-El Paso (ASU 11-0)  
 March 26, 1969 Craig Swan vs. Cal Poly-SLO (ASU 5-0)  
 March 23, 1968 Larry Gura vs. Michigan (ASU 4-0)  
 March 19, 1968 Lerrin LaGrow vs. Southern Illinois (ASU 4-0)  
 March 18, 1968 Larry Gura vs. Southern Illinois (ASU 8-0)  
 April 15, 1967 Gary Gentry vs. Arizona (ASU 3-0)  
 March 28, 1967 Gary Gentry vs. Oklahoma (ASU 1-0)  
 March 18, 1967 Gary Gentry vs. Colorado State College (ASU 11-0)  
 June 12, 1964 Skip Hancock vs. Mississippi (ASU 5-0)  
 March 7, 1964 Skip Hancock vs. Cal St.-LA (ASU 5-0)  
 March 17, 1962 Pete Lovrich vs. Cal St.-LA (ASU 4-1)  
 March 27, 1961 Sterling Slaughter vs. Wyoming (ASU 7-0)



Erik Averill



Mike Esposito



Jon Switzer



Beau Vaughan


## PITCHING RECORDS

### ALUMINUM BAT ERA (1974-PRESENT)

Single Season ERA	Single Season Strikeouts
Floyd Bannister, 1976 . . 1.45	Floyd Bannister, 1975 . . 217
Single Season Pitching Wins	Single Season Shutouts
Floyd Bannister, 1976 . . . 19	Floyd Bannister, 1976 . . . 4
Kendall Carter, 1981 . . . 19	Single Season Complete Games
	Floyd Bannister, 1976 . . . 17

## EDDIE BANE'S PERFECT GAME

On March 2, 1973, Eddie Bane did something no other Sun Devil has ever done. Bane hurled a perfect game against Cal State Northridge, striking out 19 in the 9-0 victory.





# CAREER RECORDS

## INDIVIDUAL HITTING

### Most At-Bats

1. Clay Westlake, 1973-76 . . .	958
2. Gary Atwell, 1970-73 . . . . .	934
3. Andrew Beinbrink, 1996-99. 863	
4. Jeff Larish, 2002-05 . . . . .	849
5. Dan Rumsey, 1986-89 . . . . .	837
6. Casey Myers, 1998-2001 . . 815	
7. Mikel Moreno, 1995-98 . . . .	803
8. Dustin Pedroia, 2002-04 . . .	777
9. John Finn, 1986-89 . . . . .	764
10. Travis Buck, 2003-05 . . . .	752

### Most Runs

1. Andrew Beinbrink, 1996-99. 245	
2. Mikel Moreno, 1995-98 . . . .	236
3. Jeff Larish, 2002-05 . . . . .	229
4. Gary Atwell, 1970-73 . . . . .	224
5. Willie Bloomquist, 1997-99 . 216	
Rick Peters, 1974-77 . . . . .	216
7. Dustin Pedroia, 2002-04 . . .	212
Ken Landreaux, 1974-76 . . .	212
9. Travis Buck, 2003-05 . . . . .	205
10. Bump Wills, 1971-74 . . . . .	198
Casey Myers, 1998-2001 . .	198

### Most Hits

1. Clay Westlake, 1973-76 . . . .	322
2. Andrew Beinbrink, 1996-99. 318	
3. Casey Myers, 1998-2001 . . 313	
4. Dustin Pedroia, 2002-04 . . .	298
5. Gary Atwell, 1970-73 . . . . .	286
6. Jeff Larish, 2002-05 . . . . .	283
7. Mikel Moreno, 1995-98 . . . .	277
8. Travis Buck, 2003-05 . . . . .	272
9. Antone Williamson, 1992-94 . 264	
10. Bob Horner, 1976-78 . . . . .	262

### Most Doubles

1. Clay Westlake, 1973-76 . . . .	88
2. Andrew Beinbrink, 1996-99. . 75	
3. Dustin Pedroia, 2002-04 . . .	71
4. Antone Williamson, 1992-94 . 70	
5. Ike Davis, 2006-08 . . . . .	69
6. Casey Myers, 1998-2000 . . .	64
7. Dan Rumsey, 1986-89 . . . . .	58
8. Jeff Phelps, 1998-2001 . . . .	57
Jeff Larish, 2002-05 . . . . .	57
10. Mikel Moreno, 1995-98 . . .	56

### Most Triples

1. Alan Bannister, 1970-72 . . . .	26
Ed Irvine, 1977-79 . . . . .	26
3. Willie Bloomquist, 1997-99 . .	22
4. Rick Peters, 1974-77 . . . . .	20
Bump Wills, 1971-74 . . . . .	20

## Most Home Runs

1. Bob Horner, 1976-78 . . . . .	56
2. Jeff Larish, 2002-05 . . . . .	51
3. Mike Kelly, 1989-91 . . . . .	46
4. Barry Bonds, 1983-85 . . . . .	45
Brett Wallace, 2006-08 . . . .	45
6. Dan Rumsey, 1986-89 . . . . .	44
7. Andrew Beinbrink, 1996-99. . 40	
8. Casey Myers, 1998-2001 . . .	39
9. Mitch Jones, 1999-2000 . . .	38
10. Jeremy West, 2001-03 . . . .	36
Ted Dyson, 1983-87 . . . . .	36
Mike Sodders, 1980-81 . . . .	36

## Most Total Bases

1. Andrew Beinbrink, 1996-99 . .	547
2. Clay Westlake, 1973-76 . . .	505
Jeff Larish, 2002-05 . . . . .	505
4. Casey Myers, 1998-2001 . . .	494
5. Bob Horner, 1976-78 . . . . .	492
6. Dan Rumsey, 1986-89 . . . . .	469
7. Brett Wallace, 2006-08 . . . .	450
8. Antone Williamson, 1992-94 .	443
9. Barry Bonds, 1983-85 . . . . .	438
10. Dustin Pedroia, 2002-04 . .	423

## Most RBI

1. Andrew Beinbrink, 1996-99 . .	283
2. Casey Myers, 1998-2001 . . .	275
3. Clay Westlake, 1973-76 . . .	250
4. Jeff Larish, 2002-05 . . . . .	235
5. Bob Horner, 1976-78 . . . . .	229
6. Antone Williamson, 1992-94 .	203
7. Ike Davis, 2006-08 . . . . .	202
8. Alvin Davis, 1979-82 . . . . .	200
9. Mike Kelly, 1989-91 . . . . .	194
Ken Landreaux, 1974-76 . . .	194

## Most Stolen Bases

1. Kevin Romine, 1981-82 . . . . .	86
2. Rick Peters, 1974-77 . . . . .	78
3. Rick Nelson, 1978-81 . . . . .	75
4. Willie Bloomquist, 1997-99 .	72
Oddibe McDowell, 1983-84 . .	72
6. Ken Landreaux, 1974-76 . . .	69

## Most Errors

1. Andrew Beinbrink, 1996-99. . 67	
2. Romy Cucjen, 1983-84 . . . . .	61
3. Bert Martinez, 1980-83 . . . .	59
4. Antone Williamson, 1992-94 .	58
5. Kurt Ehmann, 1991-92 . . . . .	49
6. Luis Lagunas, 1963-66 . . . . .	46

## INDIVIDUAL PITCHING

### Most Appearances

1. Brett Bordes, 2003-06 . . . . .	109
2. Kendall Carter, 1981-84 . . . .	102
Mitchell Lambson, 2009-11. .	102
4. Ryan Bradley, 1995-97 . . . . .	99
5. Kevin Dukes, 1978-81 . . . . .	82
6. David Cassidy, 1986-89 . . . .	74
Ken Hansen, 1968-71 . . . . .	74

### Most Innings Pitched

1. Craig Swan, 1969-72 . . . . .	457.2
2. Kendall Carter, 1981-84 . . . .	427.1
3. Jim Crawford, 1969-72 . . . . .	399.2
4. Floyd Bannister, 1974-76 . . .	396.2
5. Ken Hansen, 1968-71 . . . . .	391.1

### Most Victories

1. Kendall Carter, 1981-84 . . . .	47
Craig Swan, 1969-72 . . . . .	47
3. Eddie Bane, 1971-73 . . . . .	40
Mike Leake, 2007-09 . . . . .	40
4. Floyd Bannister, 1974-76 . . .	38
5. Jim Crawford, 1969-72 . . . . .	33
6. Jeff Pentland, 1966-68 . . . . .	32

### Most Losses

1. Jim Crawford, 1969-72 . . . . .	17
2. Ken Jones, 1979-80 . . . . .	15
3. David Cassidy, 1986-89 . . . .	14
Kurt Dempster, 1985-86 . . .	14
5. Mike Thorpe, 1984-86 . . . . .	13
Doug Henry, 1983-85 . . . . .	13
Jon Switzer, 1999-2001 . . . .	13

### Most Strikeouts

1. Eddie Bane, 1971-73 . . . . .	535
2. Floyd Bannister, 1974-76 . . .	478
3. Craig Swan, 1969-72 . . . . .	459
4. Ken Hansen, 1968-71 . . . . .	418
5. Jim Crawford, 1969-72 . . . . .	374

### Most Walks

1. Ken Hansen, 1968-71 . . . . .	250
2. Kevin Dukes, 1978-81 . . . . .	236
3. Jeff Ahern, 1978-81 . . . . .	176
4. Jim Crawford, 1969-72 . . . . .	174

### Most Runs Allowed

1. Kevin Dukes, 1978-81 . . . . .	228
2. Kendall Carter, 1981-84 . . . .	225
3. Kurt Dempster, 1985-88 . . . .	184
4. David Cassidy, 1986-89 . . . .	177
5. Linty Ingram, 1987-88 . . . . .	169

### Most Hits Allowed

1. Kendall Carter, 1981-84 . . . .	433
2. Craig Swan, 1969-72 . . . . .	354


3. Kevin Dukes, 1978-81 . . . . .	347
4. David Cassidy, 1986-89 . . . .	327
5. Linty Ingram, 1987-88 . . . . .	325

### Most Shutouts

1. Jim Crawford, 1969-72 . . . . .	12
2. Eddie Bane, 1971-73 . . . . .	11
3. Craig Swan, 1969-72 . . . . .	10
4. Jeff Pentland, 1966-68 . . . . .	9
5. Larry Gura, 1967-69 . . . . .	8

### Most Saves

1. Doug Nurnberg, 1965-67 . . . .	25
2. Kevin Dukes, 1978-81 . . . . .	20
3. Zechry Zinicola, 2004-06 . . . .	18
Jordan Swagerty, 2009-10 . .	18
5. Noah Peery, 1993-94 . . . . .	17
Ryan Schroyer, 2001-03 . . .	17
Mitchell Lambson, 2009-11 . .	17
8. Ryan Bradley, 1995-97 . . . . .	16
9. Dave Graybill, 1982-84 . . . . .	13
Jake Barrett, 2010-12 . . . . .	13



Kendall Carter (above) and Craig Swan (below) are tied for the most wins in school history with 47.





## CAREER BATTING AVERAGE (TWO OR MORE YEARS)

PLAYER	G	AB	H	AVG.
1. Kevin Romine (1981-82)	140	547	223	.408
2. Brett Wallace (2006-08)	173	655	261	.398
3. Hubie Brooks (1977-78)	131	497	197	.396
4. Willie Bloomquist (1997-99)	175	649	256	.394
5. Mike Sodders (1980-81)	127	501	195	.389
Dan McKinley (1995-97)	164	647	252	.389
7. Chris Bando (1975-78)	155	502	195	.388
8. Dustin Pedroia (2002-04)	185	777	298	.384
Bob Horner (1976-78)	186	683	262	.384
Casey Myers (1998-2001)	219	815	313	.384
11. Roger Schmuck (1970-71)	112	420	160	.381
12. Oddibe McDowell (1983-84)	141	550	209	.380
13. Jason Kipnis (2008-09)	125	474	179	.378
14. Rick Morris (1985-86)	126	477	178	.373
15. Eric Sogard (2005-07)	139	456	169	.371
16. Anthony Manahan (1988-90)	154	580	213	.367
17. Alvin Davis (1979-82)	215	690	250	.362
John Regoli (1959-60)	86	327	118	.362
Travis Buck (2003-05)	192	752	272	.362
20. Jacob Cruz (1992-94)	151	543	196	.361

## BEST SLUGGING PERCENTAGE (MIN. 250 AT-BATS)

PLAYER	G	AB	H	BASES	PCT.
1. Mitch Jones (1999-2000)	109	405	141	296	.731
2. Bob Horner (1976-78)	186	683	262	492	.720
3. Jason Kipnis (2008-09)	125	474	179	326	.688
4. Brett Wallace (2006-08)	173	655	261	450	.687
5. Rick Morris (1985-86)	126	477	178	325	.681
6. Roger Schmuck (1970-71)	112	420	160	273	.650
7. Jeremy West (2001-03)	168	550	194	356	.647
8. Todd Brown (1983-85)	119	452	160	292	.646
9. Oddibe McDowell (1983-84)	141	550	209	354	.644
10. Hubie Brooks (1977-78)	131	497	197	317	.638
11. Andrew Beinbrink (1996-99)	231	863	318	547	.634
12. Chris Johnston (1981-82)	114	375	121	235	.627
13. Louie Medina (1984-85)	111	434	147	270	.622
14. Barry Bonds (1983-85)	196	711	247	438	.616
15. Jim Austin (1989-91)	179	684	232	420	.614
16. Dan McKinley (1995-97)	164	647	252	395	.611
17. Alan Banister (1970-72)	171	634	225	387	.610
18. Mike Kelly (1989-91)	191	724	254	439	.606
Casey Myers (1998-2001)	219	815	313	494	.606
20. Ike Davis (2006-08)	172	691	244	418	.605

## BEST EARNED RUN AVERAGE (MIN. 150 IP) - WOOD BAT ERA

PLAYER	G	IP	H	R	ER	ERA
1. Gary Gentry (1967)	22	174.0	108	38	22	1.14
2. Larry Gura (1967-69)	50	292.0	198	72	51	1.57
3. Jim Otten (1972-73)	36	271.1	138	61	39	1.62
4. Eddie Bane (1971-72)	62	379.1	257	80	69	1.64
5. Gary Graham (1961-63)	32	178.0	146	74	36	1.82
6. Lerrin LaGrow (1968-69)	24	155.0	115	42	34	1.97
7. Jeff Pentland (1966-68)	54	256.2	291	109	89	2.24
Sterling Slaughter (1961-63)	53	248.2	211	103	63	2.24
9. Craig Swan (1969-72)	67	457.2	354	139	114	2.25
10. Sam Cook (1961-64)	60	226.1	202	72	57	2.27

## BEST EARNED RUN AVERAGE (MIN. 150 IP) - ALUMINUM BAT ERA

PLAYER	G	IP	H	R	ER	ERA
1. Floyd Bannister (1974-76)	61	396.2	296	115	83	1.88
2. Brady Rodgers (2010-12)	52	286.0	235	97	76	2.39
3. John Poloni (1973-75)	35	219.0	190	80	61	2.51
4. Mike Leake (2007-09)	63	390.1	339	151	126	2.91
5. Randy Newman (1981-82)	41	167.0	149	92	69	2.99
6. Trevor Williams (2011-13)	64	260.2	242	105	87	3.00
7. Jerry Vasquez (1977-78)	41	200.1	209	98	68	3.06
8. Brian Dodd (1988-89)	37	160.2	145	75	61	3.43
9. Kip Vaughn (1989-90)	43	176.1	153	97	68	3.47
10. Blas Minor (1987-88)	46	156.1	161	77	61	3.51

## BEST WINNING PERCENTAGE (MIN. 15 DECISIONS)

PLAYER	G	W	L	PCT.
1. Jim Otten (1972-75)	36	24	1	.960
2. John Pavlik (1964-66)	38	22	1	.956
3. Lerrin LaGrow (1968-69)	24	19	1	.950
4. Greg Cochran (1972-75)	40	18	1	.947
5. Gary Gentry (1967)	22	17	1	.945
6. Don Hanna (1976)	21	15	1	.938
7. Eddie Bane (1971-73)	62	40	4	.909
8. Sam Cook (1961-64)	60	25	3	.894
9. John Poloni (1973-75)	35	23	3	.885
10. Randy Newman (1981-82)	41	15	2	.882
11. Craig Swan (1969-72)	67	47	9	.875
12. Mike Leake (2007-09)	63	40	6	.870
13. Mike Hansen (1970-71)	33	13	2	.867
14. Floyd Bannister (1974-76)	61	38	6	.864





# FRESHMEN RECORDS

PLAYER	YEAR	G	AVG.	AB	R	H	RBI	2B	3B	HR	SB	BB	SO
Clay Westlake	1973	58	.382	212	48	81	46	20	4	5	1	25	20
Bob Horner	1976	61	.339	183	49	62	42	13	2	9	5	28	25
Barry Bonds	1983	64	.306	206	60	63	54	12	2	11	16	41	42
Mike Kelly	1989	61	.300	233	48	70	56	15	1	10	16	30	61
Antone Williamson	1992	56	.315	216	35	68	44	18	1	4	1	26	20
Dan McKinley	1995	47	.325	126	29	41	7	10	2	1	9	11	16
Andrew Beinbrink	1996	46	.362	152	44	55	41	8	7	5	0	16	26
Willie Bloomquist	1997	51	.356	132	33	47	31	10	5	1	7	10	24
Casey Myers	1998	51	.386	184	35	71	58	17	0	8	1	20	36
Rod Allen	2001	51	.389	180	41	70	53	14	1	6	6	11	18
Dustin Pedroia	2002	58	.347	236	51	82	45	13	2	1	5	24	19
Travis Buck	2003	66	.326	239	59	78	46	13	3	4	12	35	28
Ike Davis	2006	58	.329	240	39	79	65	20	2	9	2	20	28
Drew Maggi	2009	61	.309	181	63	56	24	5	5	0	21	40	35
RJ Ybarra	2013	37	.313	112	20	35	22	7	0	5	0	5	28

## BATTING RECORDS

### HITS

1.	Dustin Pedroia, 2002	82
2.	Clay Westlake, 1973	81
3.	Ike Davis, 2006	79
4.	Travis Buck, 2003	78
5.	Casey Myers, 1998	71
6.	Rod Allen, 2001	70
	Mike Kelly, 1989	70
8.	Antone Williamson, 1992	68
9.	Barry Bonds, 1983	63
10.	Deven Marrero, 2010	62
	Bob Horner, 1976	62

### STOLEN BASES

1.	Drew Maggi, 2009	21
2.	Barry Bonds, 1983	16
	Steve Garrabrants, 2001	16
	Mike Kelly, 1989	16
5.	Andrew Romine, 2005	14

### RUNS SCORED

1.	Drew Maggi, 2009	63
2.	Barry Bonds, 1983	60
3.	Dustin Pedroia, 2002	51
4.	Bob Horner, 1976	49
5.	Mike Kelly, 1989	48
	Zack MacPhee, 2009	48
7.	Andrew Beinbrink, 1996	44

### RBI

1.	Ike Davis, 2006	65
2.	Casey Myers, 1998	58
3.	Mike Kelly, 1989	56
4.	Barry Bonds, 1983	54
5.	Rod Allen, 2001	53
6.	Clay Westlake, 1973	46
	Travis Buck, 2003	46
8.	Dustin Pedroia, 2002	45

9. Antone Williamson, 1992 44

10. Deven Marrero, 2010 42  
Bob Horner, 1976 42

### BATTING AVERAGE (Min. 130 AB)

1.	Deven Marrero, 2010	.397
2.	Rod Allen, 2001	.389
3.	Casey Myers, 1998	.386
4.	Clay Westlake, 1973	.382
5.	Brett Wallace, 2006	.371
6.	Andrew Beinbrink, 1996	.362
7.	Willie Bloomquist, 1997	.356
8.	Dustin Pedroia, 2002	.347
9.	Bob Horner, 1976	.339
10.	Ike Davis, 2006	.329

### HOME RUNS

1.	Barry Bonds, 1983	11
2.	Mike Kelly, 1989	10
3.	Bob Horner, 1976	9
	Ike Davis, 2006	9
5.	Casey Myers, 1998	8

## PITCHING RECORDS

### WINS

1.	Kendall Carter, 1981	19
2.	Ken Jones, 1978	13
	Mike Leake, 2007	13
4.	Ryan Kellogg, 2013	11
5.	Kaipo Spenser, 1994	10
	Doug Newstrom, 1991	10
7.	Craig Swan, 1969	9
	Mitch Dean, 1976	9
	Doug Henry, 1983	9
	Mitchell Lambson, 2009	9

### STRIKEOUTS

1.	Mitchell Lambson, 2009	99
2.	Mike Leake, 2007	94
3.	Ken Hansen, 1968	92

4. Doug Newstrom, 1989 89

5. Craig Swan, 1969 80

6. Doug Henry, 1983 78  
Jon Switzer, 1999 78

8. Brady Rodgers, 2010 67

9. Kaipo Spenser, 1994 64

10. Erik Averill, 2003 61

### ERA (MIN. 50.0 IP)

1.	Brady Rodgers, 2010	2.11
2.	Craig Swan, 1969	2.24
3.	Tom Vander Meersche, 1975	2.57
4.	Ken Hansen, 1968	2.70
5.	Kendall Carter, 1981	2.86
6.	Mitchell Lambson, 2009	3.01
7.	Mitch Dean, 1976	3.08
8.	Doug Henry, 1983	3.10
9.	Ryan Kellogg, 2013	3.15
10.	Ryan Bradley, 1995	3.18

### INNINGS PITCHED

1.	Mike Leake, 2007	127.0
2.	Doug Henry, 1983	116.0
3.	Doug Newstrom, 1991	111.0
4.	Kendall Carter, 1981	110.0
5.	Ryan Kellogg, 2013	103.0
6.	Mitch Dean, 1976	96.1
7.	Kaipo Spenser, 1994	92.1
8.	Mitchell Lambson, 2009	83.2
9.	Jon Switzer, 1999	87.1
10.	Erik Averill, 2003	86.0

### SAVES

1.	Ryan Burr, 2013	12
2.	Jason Jarvis, 2007	11
3.	Mitch Dean, 1976	8
	Zechry Zinicola, 2004	8
5.	Ryan Bradley, 1995	6



# ALL-TIME VERSUS OPPONENTS

**A**

Air Force.....	8-1
Alabama.....	0-2
Alabama-Birmingham.....	3-0 <sup>^</sup>
Albuquerque.....	6-1*
Arizona (post-'59).....	189-123 <sup>^</sup>
Arizona (pre-'59).....	23-116
Arkansas.....	8-3
Auburn.....	9-3 <sup>^</sup>
Azusa Pacific.....	15-0*

**B**

Baylor.....	6-4
Bethune-Cookman.....	2-1
Boston College.....	5-0
Brigham Young.....	46-10

**C**

Cal Baptist.....	2-0*
Cal Poly-Pomona.....	25-6*
Cal Poly-SLO.....	3-1
Cal St.-Bakersfield.....	0-1
Cal St.-Chico.....	3-0*
Cal St.-Dominguez Hills.....	8-1*
Cal St.-Fullerton.....	31-29
Cal St.-Los Angeles.....	29-14*
Cal St.-Northridge.....	46-16
Cal Western.....	3-1*
California.....	112-59 <sup>^</sup>
California-Irvine.....	9-5 <sup>^</sup>
California-Riverside.....	36-6 <sup>^</sup>
California-Santa Barbara.....	13-7
Central Conn. State.....	1-0
Chapman.....	36-12*
Charlotte.....	1-0
Clemson.....	3-1
Coastal Carolina.....	2-0
Colorado.....	6-1*
Colorado State.....	26-0
Columbia.....	1-0
Connecticut.....	3-0
Cornell.....	0-1
Creighton.....	3-0

**D**

Dartmouth.....	1-0
Delaware.....	4-1
Denver.....	4-0*
Duke.....	9-0

**E**

East Carolina.....	5-0
Eastern Michigan.....	6-2
Evansville.....	0-1

**F**

Florida.....	3-1
Florida Atlantic.....	2-0
Florida International.....	5-0

Florida State.....	10-24
Fresno State.....	12-7

**G**

George Mason.....	1-0
George Washington.....	1-0
Georgia Tech.....	1-0
Gonzaga.....	14-2-1 <sup>^</sup>
Grand Canyon.....	87-22*

**H**

Hardin-Simmons.....	1-0*
Harvard.....	2-0
Hawaii.....	29-18 <sup>^</sup>
Hawaii-Hilo.....	17-0
Holy Cross.....	3-0
Houston.....	12-3 <sup>^</sup>
Howard.....	3-0*

**I**

Idaho.....	2-0*
Illinois.....	2-3
Iowa.....	1-0

**K**

Kansas.....	3-1
Kansas State.....	4-2 <sup>^</sup>
Kent State.....	1-0

**L**

Lafayette.....	1-0
Lamar.....	1-2
LaVerne.....	28-7*
LeMoyne.....	0-1
Lewis & Clark.....	1-0*
Long Beach State.....	38-9 <sup>^</sup>
Los Angeles State.....	0-1*
Loyola Marymount.....	29-6
Loyola-New Orleans.....	3-1*
LSU.....	1-6-1
Louisiana-Lafayette.....	3-0 <sup>^</sup>
Lubbock Christian.....	11-1*

**M**

Maine.....	10-1 <sup>^</sup>
Massachusetts.....	5-0
Memphis.....	2-0
Mesa (Colo.) College.....	3-0*
Miami (Fla.).....	8-9
Miami (Ohio).....	2-0
Michigan.....	33-12
Minnesota.....	6-1
Mississippi.....	3-0 <sup>^</sup>
Mississippi State.....	1-0
Missouri.....	4-3
Monmouth.....	1-0 <sup>^</sup>

**N**

Nebraska.....	6-3 <sup>^</sup>
---------------	------------------

Nevada.....	0-2
Nevada-Las Vegas.....	57-13-1
New Mexico.....	121-29
New Mexico State.....	31-2
New Orleans.....	3-0
New York University.....	1-0*
North Carolina.....	5-1
Northern Arizona.....	42-2*
Northern Colorado.....	16-1
Northern Illinois.....	9-0
Northwestern.....	1-0
Notre Dame.....	5-2

**O**

Occidental College.....	0-2*
Ohio State.....	9-2
Oklahoma.....	53-20
Oklahoma State.....	12-7
Oral Roberts.....	9-3
Oregon.....	13-6
Oregon State.....	45-27 <sup>^</sup>

**P**

Pace.....	1-0*
Pacific.....	1-0
Penn State.....	7-0
Pennsylvania.....	2-0
Pepperdine.....	10-5
Pepperdine College.....	1-8-1*
Phoenix College.....	23-10-1*
Portland.....	3-0
Portland State.....	2-0*
Prairie View A&M.....	1-0
Puget Sound.....	1-0*

**R**

Rice.....	8-2
-----------	-----

**S**

San Diego.....	18-2
San Diego State.....	16-15
San Francisco.....	6-0
San Jose State.....	1-1
Santa Clara.....	6-2
South Alabama.....	1-0
South Carolina.....	4-3
South Florida.....	5-0
Southern Illinois.....	13-3
Southern Utah.....	24-0 <sup>^</sup>
Southwest Missouri State.....	1-0
St. Francis.....	3-0*
St. John's.....	4-0
St. Louis.....	3-0*
St. Mary's.....	5-3
Stanford.....	94-91 <sup>^</sup>
Stony Brook.....	1-0
Sul Ross State.....	7-5*

Temple.....	1-0
Tennessee.....	13-2
Texas.....	19-29
Texas A&M.....	1-0 <sup>^</sup>
Texas A&M-Corpus Christi.....	1-0
Texas Arlington.....	0-1
Texas Christian.....	4-0
Texas-El Paso.....	60-5
Texas-San Antonio.....	2-0
Texas Tech.....	15-6
Towson.....	4-0
Troy.....	3-0
Tulane.....	3-4
Tulsa.....	4-1*

**U**

UCLA.....	114-67 <sup>^</sup>
USC.....	102-97 <sup>^</sup>
U.S. International.....	1-0*
Utah.....	32-5
Utah State.....	26-1*
Utah Valley.....	1-1
Utah Valley State.....	1-1 <sup>^</sup>

**V**

Valparaiso.....	2-1
Vanderbilt.....	1-2
Virginia.....	2-1

**W**

Washington.....	32-16 <sup>^</sup>
Washington State.....	47-14 <sup>^</sup>
Weber State.....	3-0*
Western Carolina.....	1-0
Western Illinois.....	2-0
Western Michigan.....	3-0
Whittier College.....	0-1*
Wichita State.....	15-7
Winthrop.....	4-0
Wisconsin.....	43-18*
Wisconsin-Milwaukee.....	5-0
Wofford.....	2-0
Wright State.....	4-0
Wyoming.....	66-5*

\*-Schools that no longer play Division I baseball

<sup>^</sup>- Some wins in 2007 later vacated due to NCAA sanctions. Records do not reflect vacations.



# ALL-TIME RESULTS

1959-2013

## 1959 (28-18-1)

Head Coach: Bobby Winkles

3/9	at Grand Canyon	T, 6-6
3/11	Pepperdine	L, 2-4 (7)
3/11	Pepperdine	W, 11-7
3/12	Pepperdine	W, 4-3
3/13	L.A. State	W, 9-6
3/14	L.A. State	L, 4-7
3/14	L.A. State	L, 4-8
3/16	Colorado State	W, 8-1
3/16	Colorado State	W, 6-4
3/19	Grand Canyon	W, 21-2
3/20	San Diego State	L, 3-16
3/21	San Diego State	W, 5-4 (12)
3/23	Wyoming	W, 11-4
3/24	Wyoming	W, 18-3
3/25	Wyoming	W, 9-5
3/26	Wyoming	W, 4-3
3/27	Wisconsin	L, 5-6
3/28	Wisconsin	W, 10-9 (11)
3/28	Wisconsin	L, 1-2
3/30	Wisconsin	W, 6-1
3/31	Wisconsin	W, 8-5
4/1	Wisconsin	L, 2-9
4/2	Wisconsin	W, 3-0
4/3	Wisconsin	L, 0-6
4/4	Wisconsin	W, 4-3
4/6	Arizona State College	W, 24-1
4/7	at Williams Air Force	W, 13-3
4/8	at Casa Grande	L, 5-9
4/9	Arizona State College	W, 17-1
4/11	at Arizona	L, 1-10
4/11	at Arizona	L, 3-6
4/13	at Williams Air Force	W, 6-3
4/15	Sul Ross State	W, 9-6
4/16	Sul Ross State	L, 4-6
4/17	San Diego Marines	L, 2-6
4/17	San Diego Marines	W, 17-9
4/18	San Diego Marines	W, 1-0 (7)
4/23	at Camp Pendleton	W, 6-4
4/24	at San Diego Marines	L, 3-5
4/25	at San Diego Naval	W, 17-1
4/27	Luke Air Force	W, 8-5
4/29	Luke Air Force	W, 8-1 (7)
4/30	at Casa Grande	L, 7-8
5/1	San Diego Naval	W, 7-2
5/2	Arizona	W, 3-2
5/2	Arizona	L, 1-9

4/16	California	W, 6-4
------	------------	--------

4/22	Arizona State College	W, 12-6
4/23	Arizona State College	W, 5-4
4/26	San Diego Marines	W, 5-4
4/26	San Diego Marines	W, 17-5
4/27	San Diego Marines	L, 5-10
4/30	Arizona	W, 7-3
4/30	Arizona	W, 3-0
5/7	at Arizona	L, 2-6
5/7	at Arizona	L, 6-7
5/9	L.A. Police	W, 20-15
5/9	L.A. Police	W, 14-5

## 1961 (36-13)

Head Coach: Bobby Winkles

3/4	New Mexico	W, 7-3
3/4	New Mexico	W, 2-1
3/9	Grand Canyon	W, 16-1 (7)
3/11	Pepperdine	W, 4-3
3/11	Pepperdine	W, 6-1
3/14	Grand Canyon	W, 11-1
3/17	Arizona State College	W, 8-3
3/18	Arizona State College	W, 12-1
3/20	Arizona State College	W, 19-4
3/21	Arizona State College	W, 12-2
3/21	Arizona State College	W, 3-2
3/22	Arizona State College	W, 13-5
3/23	Utah State	W, 7-0
3/23	Utah State	W, 9-2
3/24	Utah	W, 14-1
3/25	Utah	W, 4-3
3/25	Utah	W, 7-4
3/27	Wyoming	W, 7-0
3/28	Wyoming	W, 9-3
3/29	Wyoming	W, 13-0
3/30	Wyoming	W, 8-6
3/31	Wisconsin	L, 9-11
4/1	Wisconsin	W, 14-8
4/3	Wisconsin	W, 10-7
4/4	Wisconsin	W, 7-5
4/4	Michigan	L, 11-19
4/5	Wisconsin	W, 8-3
4/5	Michigan	L, 5-6
4/6	Wisconsin	L, 2-5
4/6	Michigan	L, 7-8
4/7	Wisconsin	W, 15-9
4/8	Wisconsin	W, 3-2
4/18	at L.A. State College	L, 5-8
4/18	at L.A. State College	W, 6-0
4/19	at L.A. State College	W, 9-5
4/20	at Cal Poly Pomona	W, 8-5
4/21	at San Diego Marines	W, 5-4
4/22	at San Diego	W, 16-5
4/22	at San Diego Marines	W, 12-2
4/25	San Diego Marines	L, 5-11
4/26	San Diego Marines	W, 16-5
4/27	San Diego Marines	L, 5-13
4/29	at Arizona	L, 2-10
4/29	at Arizona	L, 2-7
5/6	Arizona	W, 12-10
5/6	Arizona	L, 1-3
5/12	L.A. State College	L, 2-5
5/13	L.A. State College	L, 1-7
5/13	L.A. State College	W, 13-6

## 1962 (27-18)

Head Coach: Bobby Winkles

3/5	Air Force	W, 10-5
3/13	Grand Canyon	W, 14-2
3/15	Grand Canyon	W, 12-1
3/16	L.A. State College	L, 7-14
3/17	L.A. State College	L, 1-3
3/17	L.A. State College	W, 4-1
3/20	Southern Illinois	L, 1-4
3/21	Southern Illinois	W, 9-4
3/21	Southern Illinois	W, 10-0
3/22	Southern Illinois	W, 10-9
3/23	Southern Illinois	W, 3-1
3/24	Southern Illinois	W, 4-0
3/24	Southern Illinois	W, 5-0
3/26	Wyoming	W, 6-4
3/27	Wyoming	W, 5-0
3/28	Wyoming	W, 9-6
3/29	Wyoming	W, 4-0
3/30	Arizona	L, 1-4

3/31	Arizona	L, 2-3
3/31	Arizona	W, 7-2
4/6	Sul Ross State	L, 2-3
4/7	Sul Ross State	L, 7-8 (10)
4/9	Michigan	W, 14-6
4/10	Michigan	L, 3-6
4/11	Michigan	W, 7-6
4/12	Michigan	L, 7-18
4/13	Michigan	L, 3-4
4/14	Michigan	W, 8-4
4/14	Michigan	L, 7-9
4/16	at Cal Poly Pomona	L, 4-5 (13)
4/17	USC	L, 6-8 (12)
4/17	UCLA	L, 5-14
4/18	L.A. State College	L, 2-6
4/19	San Jose State	L, 1-5
4/20	L.A. State College	W, 2-1
4/21	at Cal Poly Pomona	L, 5-12
4/25	Grand Canyon	W, 6-2
4/26	Grand Canyon	W, 10-1
4/27	Arizona State College	W, 4-0
4/28	Arizona State College	W, 14-2
5/4	at Arizona	L, 2-6
5/5	at Arizona	W, 5-1
5/5	at Arizona	W, 20-7
5/11	New Mexico State	W, 3-0
5/12	New Mexico State	W, 12-3

## 1963 (34-13)

Head Coach: Bobby Winkles

WAC Record: 7-5 (2nd)

3/1	L.A. State College	L, 1-4
3/2	L.A. State College	W, 3-1
3/2	L.A. State College	W, 6-3
3/7	Utah State	W, 14-1
3/8	Utah State	W, 4-2
3/9	Utah State	W, 12-0
3/9	Utah State	W, 18-2
3/16	Utah	W, 14-5
3/16	Utah	W, 7-4
3/18	Colorado State	W, 7-0
3/19	Colorado State	W, 4-2
3/20	Colorado State	W, 14-3
3/21	Oregon State	W, 5-4
3/22	Oregon State	L, 6-8
3/23	Oregon State	L, 5-8
3/23	Oregon State	W, 7-2
3/25	Wyoming	W, 5-1
3/26	Wyoming	W, 6-4
3/27	Wyoming	W, 8-4
3/28	Oklahoma	W, 8-0
3/29	Oklahoma	W, 5-4
4/1	Sul Ross State	L, 4-9
4/2	Sul Ross State	W, 1-0
4/5	at Arizona	L, 2-6 WAC Game
4/6	at Arizona	L, 8-9 WAC Game
4/6	at Arizona	W, 2-0 (11) WAC Game
4/12	Wisconsin	W, 3-2
4/13	Wisconsin	W, 11-7
4/13	Wisconsin	L, 2-3 (10)
4/15	Wisconsin	W, 14-12
4/16	Wisconsin	L, 2-6
4/17	Wisconsin	W, 5-2
4/18	Wisconsin	W, 14-5
4/19	Wisconsin	W, 5-2
4/20	Wisconsin	L, 5-12
4/20	Wisconsin	W, 6-5
	at Grand Canyon	L, 2-3 (11) WAC Game
	at New Mexico	W, 8-3 WAC Game
	at New Mexico	W, 10-2 WAC Game
	at New Mexico	L, 5-7 WAC Game
5/3	Arizona	W, 3-2 WAC Game
5/4	Arizona	L, 2-3 WAC Game
5/4	Arizona	L, 5-9 WAC Game
5/10	New Mexico	W, 11-2 WAC Game
5/11	New Mexico	W, 10-4 WAC Game
5/11	New Mexico	W, 3-2 WAC Game

## 1964 (44-7)

Head Coach: Bobby Winkles

WAC Record: 11-1 (1st)

3/5	Long Beach State	W, 11-8
3/6	L.A. State College	L, 5-6
3/7	L.A. State College	L, 0-8

3/7	L.A. State College	W, 5-0
3/13	Arizona State College	W, 12-4
3/14	Arizona State College	W, 6-4
3/16	Colorado State	W, 12-1
3/17	Colorado State	W, 15-4
3/18	Colorado State	W, 17-1
3/21	Colorado St. College	W, 9-1
3/22	Colorado St. College	W, 2-1
3/23	Wyoming	W, 3-2
3/24	Wyoming	W, 15-3
3/25	Wyoming	W, 8-0
3/26	Michigan	W, 8-1
3/27	Michigan	W, 7-3
3/28	Michigan	W, 15-5
3/28	Michigan	W, 9-1
3/30	Wisconsin	W, 5-2
3/31	Wisconsin	W, 7-4
4/1	Wisconsin	L, 3-5
4/2	Utah State	W, 21-4
4/3	Utah State	W, 13-5
4/4	Utah State	W, 4-2
4/4	Utah State	W, 13-3
4/7	Grand Canyon	W, 8-3
4/10	Arizona	W, 5-3 WAC Game
4/11	Arizona	W, 17-9 WAC Game
4/11	Arizona	W, 9-4 WAC Game
4/14	at Grand Canyon	W, 10-3
4/15	at Grand Canyon	W, 5-3
4/17	Sul Ross State	W, 11-2
4/18	Sul Ross State	L, 5-16
4/24	New Mexico	W, 14-1 WAC Game
4/25	New Mexico	W, 20-1 WAC Game
4/25	New Mexico	W, 3-1 WAC Game
5/1	at Arizona	L, 0-1 (10) WAC Game
5/2	at Arizona	W, 3-2 WAC Game
5/2	at Arizona	W, 6-2 WAC Game
5/8	at New Mexico	W, 11-3 WAC Game
5/9	at New Mexico	W, 12-6 WAC Game
5/9	at New Mexico	W, 17-4 WAC Game
5/16	New Mexico State	W, 7-0 (7)
5/16	New Mexico State	W, 6-5 (7)
5/22	Utah	W, 7-4 WAC Playoffs
5/23	at Utah	W, 13-5 WAC Playoffs
	Air Force	W, 6-1 District 7 Playoffs
	Air Force	W, 7-6 District 7 Playoffs
6/9	Missouri	L, 0-7 College World Series
6/10	Mississippi	W, 5-0 College World Series
6/12	Maine	L, 2-4 College World Series

## 1965 (54-8) National Champions

Head Coach: Bobby Winkles

WAC Record: 9-3 (1st)

2/26	San Fernando State	W, 7-5
2/27	San Fernando State	W, 11-7
2/27	San Fernando State	W, 10-5
3/5	Michigan	L, 3-6
3/6	Michigan	W, 5-2
3/6	Michigan	W, 11-3
3/12	Long Beach State	W, 7-1
3/13	Long Beach State	L, 0-2
3/13	Long Beach State	W, 9-4
3/16	at Grand Canyon	W, 15-2
3/19	Colorado State	W, 8-0
3/20	Colorado State	W, 9-0
3/20	Colorado State	W, 8-0
3/22	Ohio State	W, 6-3
3/23	Ohio State	W, 7-6
3/24	Ohio State	W, 10-3
3/25	Oregon State	W, 10-3
3/26	Oregon State	W, 9-3
3/27	Oregon State	W, 9-4
3/27	Oregon State	W, 2-0
3/29	Colorado	W, 8-2
3/30	Colorado	W, 16-3
4/1	Oklahoma	W, 10-2
4/2	Oklahoma	L, 0-2
4/5	Utah State	W, 7-1
4/6	Utah State	W, 6-4
4/7	Utah State	W, 9-4
4/9	New Mexico	W, 9-2 WAC Game
4/10	New Mexico	W, 20-3 WAC Game
4/16	Wyoming	W, 8-0
4/17	Wyoming	W, 10-3
4/17	Wyoming	W, 7-0





4/19	Sul Ross State	W, 14-2	
4/19	New Mexico	W, 4-1	WAC Game
4/20	Sul Ross State	W, 8-2	
4/23	at Arizona	L, 3-12	WAC Game
4/24	at Arizona	L, 1-4	WAC Game
4/24	at Arizona	W, 10-4	WAC Game
4/27	at Grand Canyon	W, 6-1	
4/30	at New Mexico	W, 9-5	WAC Game
5/1	at New Mexico	L, 11-12	WAC Game
5/1	at New Mexico	W, 3-2	WAC Game
5/4	Grand Canyon	L, 3-7	
5/7	San Diego	W, 7-6	
5/8	San Diego	W, 12-3	
5/8	San Diego	W, 18-3	
5/14	Arizona	W, 6-0	WAC Game
5/15	Arizona	W, 13-5	WAC Game
5/15	Arizona	W, 6-2	WAC Game
5/28	Utah	W, 3-2	WAC Championship
5/29	Utah	W, 3-2	WAC Championship
5/29	Utah	W, 2-1	
6/3	Colorado St. College	W, 7-2	District 7 Playoffs
6/4	Colorado St. College	W, 12-3	District 7 Playoffs
6/4	Colorado St. College	W, 3-2	
6/7	Lafayette	W, 14-1	College World Series
6/8	St. Louis	W, 13-3	College World Series
6/9	Ohio State	W, 9-4	College World Series
6/10	St. Louis	W, 6-2	College World Series
6/11	Ohio State	L, 3-7	College World Series
6/12	Ohio State	W, 2-1	College World Series

#### 1966 (41-11)

Head Coach: Bobby Winkles  
WAC Record: 7-5 (2nd)

2/25	San Fernando State	W, 6-4	
2/26	San Fernando State	W, 2-1	
2/26	San Fernando State	L, 6-7	
3/3	LA State College	L, 4-7	
3/4	LA State College	W, 4-3	
3/5	LA State College	W, 6-0	
3/11	Long Beach State	W, 10-1	
3/12	Long Beach State	W, 3-2	
3/12	Long Beach State	W, 7-5	
3/17	Colorado State	W, 9-3	
3/18	Colorado St. College	W, 7-4	
3/19	Colorado St. College	W, 11-2	
3/21	Oregon	W, 10-4	
3/22	Oregon	L, 9-14	
3/23	Utah State	W, 14-1	
3/23	Oregon	W, 7-1	
3/24	Utah State	W, 7-2	
3/25	Utah State	W, 7-5	
3/26	Michigan	L, 6-9	
3/27	Michigan	L, 1-8	
3/28	Michigan	L, 5-8	
3/30	Michigan	W, 10-6	
3/31	Michigan	W, 3-2	
4/1	New Mexico	W, 7-2	WAC Game
4/2	New Mexico	W, 6-4	WAC Game
4/2	New Mexico	W, 7-6	WAC Game
4/4	Wyoming	W, 10-1	
4/5	Wyoming	W, 10-3	
4/6	Wyoming	W, 16-2	
4/7	Wyoming	W, 7-3	
4/8	Wisconsin	W, 16-6	
4/9	Wisconsin	W, 10-9	
4/10	Wisconsin	W, 6-5	
4/11	Wisconsin	W, 15-3	
4/12	Wisconsin	W, 11-3	
4/13	Wisconsin	W, 2-1	
4/15	Arizona	W, 7-3	WAC Game
4/16	Arizona	L, 1-5	WAC Game
4/16	Arizona	W, 13-5	WAC Game
4/22	Sul Ross State	W, 7-2	
4/23	Sul Ross State	W, 12-2	
4/26	at Grand Canyon	W, 5-1	
4/29	at New Mexico	L, 2-5	WAC Game
4/30	at New Mexico	W, 16-0	WAC Game
4/30	at New Mexico	L, 3-4	WAC Game
5/6	San Diego	W, 9-3	
5/7	San Diego	W, 5-4	
5/7	San Diego	W, 15-9	
5/10	Grand Canyon	W, 15-4	
5/13	at Arizona	L, 0-1	WAC Game
5/14	at Arizona	W, 5-4	WAC Game
5/14	at Arizona	L, 1-6	WAC Game

#### 1967 (53-12) National Champions

Head Coach: Bobby Winkles  
WAC Record: 7-5 (1st)

2/24	San Fernando State	W, 14-0	
------	--------------------	---------	--

2/25	San Fernando State	W, 8-5	
2/25	San Fernando State	W, 7-4	
3/2	LA State College	W, 11-5	
3/3	LA State College	W, 8-4	
3/4	LA State College	W, 8-2	
3/4	LA State College	W, 8-4	
3/9	UCLA	W, 2-1	
3/10	Long Beach State	W, 12-4	
3/11	Long Beach State	W, 7-6	
3/11	Long Beach State	L, 4-5	
3/17	Colorado St. College	W, 3-0	
3/17	Santa Clara	W, 4-1	
3/18	Colorado St. College	W, 11-0	
3/20	Oregon State	L, 1-5	
3/21	Oregon State	L, 5-7	
3/22	Oregon State	W, 7-3	
3/23	Colorado State	W, 10-9	
3/24	Colorado	W, 16-3	
3/25	Colorado	W, 15-2	
3/27	Oklahoma	W, 3-2	
3/28	Oklahoma	W, 1-0	
3/30	Oklahoma	W, 9-2	
3/31	Oklahoma	W, 13-2	
4/3	Utah State	W, 5-4	
4/4	Utah State	W, 20-6	
4/5	Utah State	W, 12-1	
4/6	Wyoming	W, 12-3	
4/7	Wyoming	W, 5-1	
4/8	Wyoming	W, 1-0 (7)	
4/8	Wyoming	W, 4-0	
4/12	Grand Canyon	W, 5-4	
4/14	at Arizona	L, 0-6	WAC Game
4/15	at Arizona	L, 2-3	WAC Game
4/15	at Arizona	W, 3-0	WAC Game
4/21	California Western	L, 3-13	
4/22	California Western	W, 6-5	
4/22	California Western	W, 6-5	
4/26	at Grand Canyon	W, 4-2	
4/28	at New Mexico	L, 2-5	WAC Game
4/29	at New Mexico	L, 13-17	WAC Game
4/29	at New Mexico	W, 9-2	WAC Game
5/5	San Diego	W, 10-0	
5/6	San Diego	W, 1-0	
5/6	San Diego	W, 11-1	
5/9	Grand Canyon	W, 6-2	
5/12	New Mexico	W, 7-2	WAC Game
5/13	New Mexico	W, 3-2	WAC Game
5/13	New Mexico	W, 8-3	WAC Game
5/19	Arizona	W, 3-0	WAC Game
5/20	Arizona	W, 3-0	WAC Game
5/20	Arizona	L, 2-7	WAC Game
5/21	Arizona	W, 3-2 (15)	So. Division Playoff
5/26	BYU	L, 0-3	WAC Championship
5/27	BYU	W, 6-3	WAC Championship
5/26	BYU	W, 4-3	WAC Championship
6/2	Air Force	W, 11-0	District 7 Playoff
6/3	Air Force	L, 2-5	District 7 Playoff
6/3	Air Force	W, 6-0	District 7 Playoff
6/12	Oklahoma State	W, 7-2	College World Series
6/13	Boston College	W, 8-1	College World Series
6/14	Stanford	W, 5-3	College World Series
6/16	Houston	L, 0-3	College World Series
6/17	Stanford	W, 4-3	College World Series
6/18	Houston	W, 11-2	College World Series

#### 1968 (39-14)

Head Coach: Bobby Winkles  
WAC Record: 6-6 (2nd)

2/23	UCLA	L, 4-6	
2/24	UCLA	W, 4-3	
2/24	UCLA	W, 6-0	
3/1	LA State College	W, 7-5	
3/2	LA State College	W, 13-0	
3/2	LA State College	W, 4-0	
3/14	San Diego State	W, 5-4	
3/15	Long Beach State	W, 1-0	
3/16	Long Beach State	W, 9-2	
3/16	Long Beach State	W, 14-2	
3/18	Southern Illinois	W, 8-0	
3/19	Southern Illinois	W, 4-0	
3/20	Southern Illinois	L, 1-3	
3/21	Colorado State	W, 10-1	
3/22	Michigan	W, 9-0	
3/23	Michigan	W, 13-10	
3/23	Michigan	W, 4-0	
3/25	Michigan	W, 17-1	
3/26	Michigan	W, 1-0	
3/28	Oklahoma	L, 5-6	
3/30	Oklahoma	W, 4-2	
3/30	Oklahoma	W, 8-2	

4/2	NAU	W, 4-0	
4/5	New Mexico	W, 3-2	WAC Game
4/6	New Mexico	W, 3-2	WAC Game
4/6	New Mexico	W, 4-1	WAC Game
4/8	San Fernando State	L, 10-12	at San Diego, Calif.
4/9	LA State College	L, 3-4	at San Diego, Calif.
4/11	at UCLA	L, 1-5	
4/11	at UCLA	W, 6-5	
4/12	at San Diego State	L, 9-15	
4/12	at San Diego	W, 6-5	
4/13	at Cal Poly Pomona	L, 1-7	
4/13	at Cal Poly Pomona	W, 6-2	
4/15	Albuquerque	W, 12-2	
4/16	Albuquerque	W, 9-8	
4/17	Albuquerque	W, 8-0	
4/17	Albuquerque	W, 7-0	
4/26	at New Mexico	L, 6-7	WAC Game
4/27	at New Mexico	L, 2-3	WAC Game
4/27	at New Mexico	L, 0-3	WAC Game
	Grand Canyon	W, 5-0	
5/4	Arizona	W, 2-1	WAC Game
5/5	Arizona	L, 4-5	WAC Game
5/5	Arizona	W, 4-1	WAC Game
5/10	UTEP	W, 6-2	
5/11	UTEP	W, 7-0	
5/11	UTEP	W, 5-0	
	Grand Canyon	W, 5-0	
	Grand Canyon	W, 7-6	
5/17	at Arizona	L, 1-6	WAC Game
5/18	at Arizona	L, 2-8	WAC Game
5/18	at Arizona	W, 6-1	WAC Game

#### 1969 (56-11) National Champions

Head Coach: Bobby Winkles  
WAC Record: 15-3 (1st)

2/27	Cal Poly Pomona	W, 5-0	
2/28	Chapman	L, 8-13	
3/1	Chapman	W, 9-1	
3/1	Chapman	W, 11-8	
3/7	Cal State L.A.	W, 3-1	
3/8	Cal State L.A.	W, 9-3	
3/8	Cal State L.A.	W, 6-0	
3/11	Albuquerque	W, 10-0	
3/11	Albuquerque	W, 8-5	
3/12	San Diego State	W, 3-2	
3/13	San Diego State	W, 5-1	
3/14	San Fernando State	L, 0-5	
3/14	San Fernando State	L, 4-5	
3/15	Seattle Pilots	W, 5-4	Exhibition
3/15	San Fernando State	L, 4-9	
3/17	Ohio State	L, 5-10	
3/18	Ohio State	W, 2-0	
3/19	Ohio State	W, 5-0	
3/21	Michigan	W, 18-14	
3/24	Michigan	W, 19-3	
3/24	Michigan	W, 5-3	
3/25	Michigan	W, 6-5	
3/25	Michigan	L, 3-4	
3/26	Cal Poly SLO	W, 5-0	
3/26	Southern Illinois	W, 4-3	
3/27	Oklahoma	W, 5-4	
3/28	Wyoming	W, 11-7	
3/29	Wyoming	W, 6-4	
3/29	Wyoming	W, 11-4	
3/31	Wyoming	W, 18-9	
4/4	Wisconsin	W, 18-0	
4/5	Wisconsin	W, 11-1	
4/5	Wisconsin	W, 3-1	
4/7	Wisconsin	W, 12-1	
4/8	Wisconsin	W, 7-2	
4/9	Wisconsin	W, 1-0	
4/11	at Arizona	W, 4-3	WAC Game
4/12	at Arizona	W, 11-7	WAC Game
4/12	at Arizona	L, 4-5	WAC Game
4/15	Grand Canyon	W, 7-2	
4/18	UTEP	W, 5-0	WAC Game
4/19	UTEP	W, 11-6	WAC Game
4/19	UTEP	W, 11-0	WAC Game
4/24	at Albuquerque	L, 10-12	
4/25	at New Mexico	W, 2-1	WAC Game
4/26	at New Mexico	W, 9-5	WAC Game
4/26	at New Mexico	W, 13-2	WAC Game
4/29	NAU	W, 5-1	
5/2	Arizona	L, 0-2	WAC Game
5/3	Arizona	W, 11-0	WAC Game
5/3	Arizona	W, 5-0	WAC Game
5/6	Grand Canyon	W, 4-0	
5/9	at UTEP	W, 2-1	WAC Game
5/10	at UTEP	W, 10-2	WAC Game
5/10	at UTEP	W, 13-1	WAC Game

5/16	New Mexico	W, 3-1	WAC Game
5/17	New Mexico	L, 3-5	WAC Game
5/17	New Mexico	W, 14-0	WAC Game
5/22	BYU	W, 1-0	WAC Championship
5/23	BYU	W, 10-0	WAC Championship
5/30	Idaho	W, 7-1	District 7 Playoffs
5/31	Idaho	W, 3-2	District 7 Playoffs
6/13	Texas	L, 0-4	College World Series
6/14	UCLA	W, 2-1	College World Series
6/17	Massachusetts	W, 4-2	College World Series
6/18	Tulsa	W, 11-3	College World Series
6/19	NYU	W, 4-1	College World Series
6/20	Tulsa	W, 10-1	College World Series

#### 1970 (30-22)

Head Coach: Bobby Winkles

WAC Record: 9-9 (2nd)

2/27	San Diego State	L, 5-7	
2/28	San Diego State	W, 5-2	
2/28	San Diego State	L, 1-4	
3/7	San Fernando State	W, 1-0	
3/7	San Fernando State	L, 1-2	
3/7	San Fernando State	W, 9-3	
3/12	Chapman	L, 3-4	
3/13	Chapman	L, 1-5	
3/14	Chapman	L, 4-5	
3/14	Chapman	W, 10-3	
3/19	Wyoming	W, 6-0	
3/20	Wyoming	W, 6-2	
3/21	Wyoming	W, 7-0	
3/21	Wyoming	W, 7-6	
3/23	Oregon State	W, 10-3	Riverside Tournament
3/23	Stanford	L, 0-1	Riverside Tournament
3/24	St. Johns	W, 7-2	Riverside Tournament
3/25	UC Riverside	W, 13-6	Riverside Tournament
3/27	Air Force	W, 3-0	Riverside Tournament
3/27	Tulsa	L, 10-11	Riverside Tournament
3/28	USC	L, 2-5	Riverside Tournament
3/30	Wisconsin	L, 1-6	
3/30	Oklahoma	W, 5-0	
3/31	Wisconsin	W, 7-5	
4/1	Oklahoma	L, 3-12	
4/1	Wisconsin	W, 14-6	
4/2	Wisconsin	L, 9-10	
4/3	Wisconsin	W, 8-4	
4/4	Wisconsin	W, 1-0	
4/4	Wisconsin	W, 17-7	
4/7	NAU	W, 2-1	
4/10	New Mexico	L, 1-4	WAC Game
4/11	New Mexico	W, 7-2	WAC Game
4/11	New Mexico	W, 10-3	WAC Game
4/14	Grand Canyon	L, 5-7	
4/17	UTEP	W, 6-1	WAC Game
4/18	UTEP	L, 1-11	WAC Game
4/18	UTEP	W, 7-2	WAC Game
4/22	Grand Canyon	W, 7-3	
4/24	at New Mexico	W, 4-0	WAC Game
4/25	at New Mexico	L, 1-4	WAC Game
4/25	at New Mexico	W, 5-2	WAC Game
4/29	NAU	W, 2-1	
5/1	Arizona	L, 2-3	WAC Game
5/2	Arizona	L, 4-6	WAC Game
5/2	Arizona	W, 13-12	WAC Game
5/8	at UTEP	W, 7-2	WAC Game
5/9	at UTEP	W, 9-1	WAC Game
5/9	at UTEP	L, 1-2	WAC Game
5/15	at Arizona	L, 3-7	WAC Game
5/16	at Arizona	L, 0-4	WAC Game
5/16	at Arizona	L, 3-9	WAC Game



# ALL-TIME RESULTS

*continued*

3/18	Loyola (New Orleans)	W, 8-0	
3/19	Loyola (New Orleans)	W, 5-4	
3/20	Loyola (New Orleans)	L, 1-3	
3/20	Loyola (New Orleans)	W, 13-7	
3/22	Oklahoma	W, 14-5	Riverside Tournament
3/23	Kansas State	W, 7-0	Riverside Tournament
3/24	Stanford	W, 13-3	Riverside Tournament
3/25	UC Riverside	W, 11-0	Riverside Tournament
3/25	Oregon State	W, 5-4	Riverside Tournament
3/26	BYU	L, 4-10	Riverside Tournament
3/27	Air Force	W, 4-3	Riverside Tournament
3/27	Stanford	L, 5-7	Riverside Tournament
3/29	Wyoming	W, 5-3	
3/30	Wyoming	W, 8-6	
3/31	Wyoming	W, 10-1	
4/1	Wyoming	W, 17-6	
4/2	Milwaukee Brewers	L, 2-4	Exhibition
4/7	LaVerne	L, 4-12	
4/8	LaVerne	L, 4-5	
4/9	LaVerne	W, 3-1	
4/12	Wisconsin	W, 11-2	
4/13	Wisconsin	W, 12-0	
4/14	Wisconsin	W, 7-2	
4/16	at Arizona	W, 1-0	WAC Game
4/17	at Arizona	W, 6-3	WAC Game
4/17	at Arizona	W, 6-5	WAC Game
4/19	Grand Canyon	W, 3-1	
4/20	NAU	W, 19-0	
4/23	at UTEP	L, 2-10	WAC Game
4/24	at UTEP	W, 10-7	WAC Game
4/24	at UTEP	W, 9-4	WAC Game
4/30	Arizona	W, 7-3	WAC Game
5/1	Arizona	W, 11-2	WAC Game
5/1	Arizona	W, 9-8	WAC Game
5/5	Grand Canyon	W, 6-2	
5/7	at New Mexico	W, 6-2	WAC Game
5/8	at New Mexico	L, 5-7	WAC Game
5/8	at New Mexico	W, 9-2	WAC Game
5/14	UTEP	L, 4-5	WAC Game
5/15	UTEP	W, 15-4	WAC Game
5/15	UTEP	W, 8-0	WAC Game
5/21	New Mexico	W, 6-5	WAC Game
5/22	New Mexico	W, 6-4	WAC Game
5/22	New Mexico	W, 8-0	WAC Game
5/28	BYU	W, 4-0	WAC Championship
5/29	BYU	L, 0-3	WAC Championship
5/29	BYU	L, 4-10	WAC Championship

## 1972 (64-6)

Head Coach: Jim Brock

WAC Record: 18-0 (1st)

2/25	San Diego State	W, 11-1	
2/26	San Diego State	W, 5-4	
2/26	San Diego State	W, 13-0	
2/28	Cal Poly Pomona	W, 6-5	
2/29	Cal Poly Pomona	W, 8-2	
3/3	San Fernando State	W, 22-0	
3/4	San Fernando State	W, 7-4	
3/4	San Fernando State	W, 8-7	
3/6	Michigan	W, 26-1	
3/7	Michigan	W, 2-0	at Sun City
3/8	Michigan	W, 8-3	
3/9	Chapman	W, 1-0	
3/10	Chapman	L, 4-10	
3/11	Chapman	W, 9-0	
3/11	Chapman	W, 8-3	
3/16	Northern Colorado	W, 16-0	
3/16	California Angels	W, 6-5	Exhibition
3/17	Northern Colorado	W, 10-2	
3/18	Northern Colorado	W, 4-0	
3/18	Northern Colorado	W, 14-1	
3/20	Santa Clara	W, 5-2	Riverside Tournament
3/21	South Carolina	W, 5-1	Riverside Tournament
3/22	Tennessee	W, 11-5	Riverside Tournament
3/22	Stanford	W, 7-2	Riverside Tournament
3/23	UC Riverside	W, 5-0	Riverside Tournament
3/24	Cornell	L, 1-3	Riverside Tournament
3/25	UCLA	W, 12-1	Riverside Tournament
3/25	Stanford	L, 2-9	Riverside Tournament
3/27	Wyoming	W, 6-5	at Sun City
3/28	Wyoming	W, 15-4	
3/29	Wyoming	W, 14-4	
3/30	Wyoming	W, 5-3	
3/31	LaVerne	W, 8-5	

3/31	Milwaukee Brewers	L, 1-8	Exhibition
4/1	LaVerne	W, 5-0	
4/1	LaVerne	W, 4-3 (14)	
4/3	Wisconsin	W, 9-4	
4/4	Wisconsin	W, 10-3	
4/5	Wisconsin	W, 7-2	
4/7	New Mexico	W, 10-3	WAC Game
4/8	New Mexico	W, 9-0	WAC Game
4/8	New Mexico	W, 11-4	WAC Game
4/11	Grand Canyon	W, 4-1	
4/14	at UTEP	W, 10-4	WAC Game
4/15	at UTEP	W, 6-4	WAC Game
4/15	at UTEP	W, 12-1	WAC Game
4/20	Arizona	W, 4-0	WAC Game
4/21	Arizona	W, 3-2 (12)	WAC Game
4/22	Arizona	W, 3-2 (11)	WAC Game
4/28	at New Mexico	W, 1-0	WAC Game
4/29	at New Mexico	W, 13-0	WAC Game
4/29	at New Mexico	W, 10-2	WAC Game
5/2	NAU	W, 4-0	
5/5	UTEP	W, 30-0	WAC Game
5/6	UTEP	W, 16-0	WAC Game
5/6	UTEP	W, 8-0	WAC Game
5/8	Grand Canyon	W, 3-0	
5/9	NAU	W, 5-0	
5/11	at Arizona	W, 6-0	WAC Game
5/12	at Arizona	W, 9-4	WAC Game
5/13	at Arizona	W, 7-3	WAC Game
5/26	at BYU	L, 5-6 (10)	WAC Playoffs
5/27	at BYU	W, 20-5	WAC Playoffs
5/27	at BYU	W, 21-7	WAC Playoffs
6/1	Weber State	W, 8-1	District 7 Playoffs
6/2	Weber State	W, 5-0	District 7 Playoffs
6/10	Iowa	W, 2-1	College World Series
6/11	Oklahoma	W, 1-0	College World Series
6/12	USC	W, 3-0	College World Series
6/14	Temple	W, 1-0	College World Series
6/15	USC	L, 1-3	College World Series
6/16	USC	L, 0-1	College World Series

## 1973 (59-8)

Head Coach: Jim Brock

WAC Record: 16-1 (1st)

2/16	UC Irvine	L, 2-4 (10)	
2/17	UC Irvine	W, 2-1 (8)	
2/17	UC Irvine	W, 5-3	
2/24	Long Beach State	W, 5-3 (7)	
2/24	Long Beach State	W, 8-6	
2/25	Long Beach State	W, 7-1	
2/26	Cal Poly Pomona	W, 2-1 (14)	
2/27	Cal Poly Pomona	W, 5-4	
2/28	Cal Poly Pomona	W, 14-13	
3/2	Cal State Northridge	W, 9-0	
3/3	Cal State Northridge	L, 2-3 (7)	
3/3	Cal State Northridge	W, 5-2	
3/5	Michigan	W, 11-1	
3/6	Michigan	W, 5-2	
3/7	Michigan	W, 5-3	
3/8	Chapman	W, 3-0	
3/9	Wyoming	W, 7-4	
3/9	Chapman	W, 6-1	
3/10	Chapman	W, 13-1 (7)	
3/10	Wyoming	W, 15-5	
3/15	USC	W, 4-2	
3/16	USC	W, 8-4	
3/17	USC	W, 12-5	
3/20	Colorado	W, 7-4	
3/20	Milwaukee Brewers	W, 9-7	Exhibition
3/22	Oakland A's	L, 1-4 (6)	Exhibition
3/22	California Angels	W, 3-2	Exhibition
3/23	Weber State	W, 7-3	
3/24	Oklahoma	W, 9-8 (8)	
3/24	Oklahoma	W, 4-3 (13)	
3/26	USC	L, 1-3	Riverside Tournament
3/27	UC Riverside	W, 11-3	at Indio, Calif.
3/28	Massachusetts	W, 7-6 (15)	Riverside Tournament
3/28	Stanford	W, 18-2	Riverside Tournament
3/29	Hawai'i	W, 7-3	Riverside Tournament
3/30	Washington State	W, 8-0	Riverside Tournament
3/31	Vanderbilt	L, 4-6	Riverside Tournament
3/31	USC	L, 0-2 (12)	Riverside Tournament
4/5	at Arizona	W, 9-2	WAC Game
4/6	at Arizona	W, 13-10 (10)	WAC Game
4/7	at Arizona	W, 7-4	WAC Game

4/10	NAU	W, 6-3	
4/13	UTEP	W, 5-2	WAC Game
4/14	UTEP	W, 25-3	WAC Game
4/14	UTEP	W, 9-4	WAC Game
4/16	LaVerne	W, 7-3	
4/17	LaVerne	W, 13-4	
4/18	LaVerne	W, 6-4	
4/20	New Mexico	W, 13-1	WAC Game
4/21	New Mexico	W, 12-6	WAC Game
4/21	New Mexico	W, 5-4	WAC Game
4/24	Grand Canyon	W, 21-3	
4/27	at UTEP	W, 20-7	WAC Game
4/28	at UTEP	W, 17-2 (7)	WAC Game
4/28	at UTEP	W, 13-3	WAC Game
5/4	at New Mexico	W, 21-5	WAC Game
5/4	at New Mexico	W, 11-4 (7)	WAC Game
5/7	Grand Canyon	W, 4-1	
5/10	Arizona	W, 10-7	WAC Game
5/11	Arizona	W, 14-1	WAC Game
5/12	Arizona	L, 4-5	WAC Game
5/22	BYU	W, 9-0	WAC Championship
5/23	BYU	W, 11-0	WAC Championship
6/1	Denver	W, 14-1	District 7 Playoffs
6/2	Denver	W, 14-0	District 7 Playoffs
6/8	Penn State	W, 3-1	College World Series
6/10	Minnesota	W, 3-0	College World Series
6/11	USC	L, 1-3	College World Series
6/12	Texas	W, 6-5	College World Series
6/13	USC	L, 3-4	College World Series

## 1974 (39-24)

Head Coach: Jim Brock

WAC Record: 12-6 (2nd)

2/15	Stanford	L, 6-7	
2/16	Stanford	W, 9-4	
2/16	Stanford	W, 2-0	
2/18	UCLA	W, 7-2	
2/18	UCLA	L, 6-7 (12)	
2/19	UCLA	W, 14-2 (7)	
2/22	UC Irvine	L, 2-4	
2/23	UC Irvine	W, 7-1 (7)	
2/23	UC Irvine	L, 4-6	
2/26	UNLV	W, 11-1	
2/27	UNLV	W, 15-0	
3/1	Cal State Northridge	W, 4-3	
3/1	Cal State Northridge	L, 3-4	
3/2	Cal State Northridge	W, 7-0	
3/4	Chapman	L, 5-14	
3/5	Chapman	W, 3-2	
3/6	Chapman	W, 10-1	
3/9	Santa Clara	L, 2-3	
3/10	Santa Clara	W, 6-5	
3/10	Santa Clara	W, 10-4	
3/11	California Angels	W, 3-2	Exhibition
3/12	Milwaukee Brewers	L, 2-5	Exhibition
3/14	Wyoming	W, 12-2	
3/15	Chicago Cubs	L, 7-10	Exhibition
3/15	Oklahoma	L, 4-11	
3/16	Oklahoma	W, 4-3	
3/16	Oklahoma	L, 6-10	
3/18	Colorado	W, 9-6	
3/20	at Cal State Fullerton	W, 13-3	
3/21	at Long Beach State	W, 5-4	
3/22	at USC	W, 12-10	
3/23	at UC Irvine	L, 5-6	
3/23	at USC	L, 9-14	
3/25	at UC Riverside	W, 5-2	
3/26	Oregon	W, 8-3	Riverside Tournament
3/27	BYU	W, 11-2	Riverside Tournament
3/27	Tulane	W, 9-2	Riverside Tournament
3/28	Wisconsin	L, 7-8	Riverside Tournament
3/29	Stanford	L, 10-12	Riverside Tournament
3/30	UCLA	W, 5-0	Riverside Tournament
3/30	Stanford	W, 6-3	Riverside Tournament
4/5	at UTEP	L, 5-7	WAC Game
4/6	at UTEP	W, 36-10	WAC Game
4/6	at UTEP	W, 11-5	WAC Game
4/7	USC	L, 4-6	
4/8	LaVerne	L, 1-8	
4/9	LaVerne	L, 3-11	
4/10	LaVerne	L, 2-12	
4/12	New Mexico	W, 12-1	WAC Game
4/13	New Mexico	W, 11-1	WAC Game
4/13	New Mexico	W, 11-0	WAC Game

4/16	NAU	W, 6-0	
4/18	Arizona	L, 0-6	WAC Game
4/19	Arizona	W, 6-4	WAC Game
4/20	Arizona	W, 6-3	WAC Game
4/23	Grand Canyon	W, 6-2	
4/26	UTEP	W, 3-2	WAC Game
4/27	UTEP	W, 11-8	WAC Game
4/27	UTEP	W, 4-0	WAC Game
5/3	at New Mexico	W, 1-0	WAC Game
5/4	at New Mexico	W, 10-2	WAC Game
5/4	at New Mexico	W, 11-0	WAC Game
5/7	Grand Canyon	L, 2-4	
5/9	at Arizona	L, 3-14	WAC Game
5/10	at Arizona	L, 9-14	WAC Game
5/11	at Arizona	L, 1-11	WAC Game

## 1975 (61-13)

Head Coach: Jim Brock

WAC Record: 16-2 (1st)

2/10	UC Santa Barbara	W, 9-1	
2/11	UC Santa Barbara	L, 3-6	
2/13	Stanford	W, 18-8	
2/14	Stanford	W, 10-8	
2/15	Stanford	W, 4-3	
2/17	UC Riverside	W, 7-0	
2/17	UC Riverside	W, 8-4	
2/18	UC Riverside	W, 10-0	
2/20	CS Dominguez Hills	W, 4-1	
2/21	UC Irvine	W, 5-1	
2/22	UC Irvine	W, 9-0	
2/22	UC Irvine	W, 7-5	
2/24	Cal State Fullerton	L, 6-7	
2/25	Cal State Fullerton	W, 7-2	
2/28	Cal State Fullerton	W, 4-3	
2/28	Cal State Northridge	W, 7-2	
3/1	Cal State Northridge	W, 4-3	
3/1	Cal State Northridge	W, 5-4	
3/3	Chapman	L, 5-7	
3/4	Chapman	W, 9-4	
3/5	Chapman	W, 2-1	
3/5	UCLA	W, 15-3	
3/6	LaVerne	W, 8-1	
3/7	LaVerne	W, 5-2	
3/7	Santa Clara	W, 4-3	
3/8	Santa Clara	W, 7-4	
3/10	Azusa Pacific	W, 5-3	
3/11	Azusa Pacific	W, 8-0	
3/13	Wyoming	W, 15-3	
3/14	at UNLV	W, 9-5	
3/18	at LaVerne	W, 13-2	
3/19	at Cal State Fullerton	L, 8-10	
3/20	at USC	L, 3-4	
3/21	at USC	W, 3-0	
3/25	USC	L, 6-10	Best In West Tourney
3/26	Cal State Los Angeles	W, 16-3	Best In West Tourney
3/27	BYU	W, 15-6	Best In West Tourney
3/28	BYU	W, 17-2	Best In West Tourney
3/29	USC	W, 2-1	Best In West Tourney
4/4	New Mexico	W, 4-2	WAC Game
4/5	New Mexico	W, 5-2	WAC Game
4/5	New Mexico	W, 2-1	WAC Game
4/8	Grand Canyon	W, 4-3	
4/11	at UTEP	W, 9-1	WAC Game
4/12	at UTEP	W, 12-0	WAC Game
4/12	at UTEP	W, 18-6	WAC Game
4/15	Grand Canyon	W, 3-0	
4/17	at Arizona	W, 9-1	WAC Game
4/18	at Arizona	W, 17-7	WAC Game
4/19	at Arizona	W, 17-7	WAC Game
4/21	at Oklahoma	L, 2-11	
4/21	at Oklahoma	W, 4-3	
4/22	at Tulsa	L, 3-4	
4/25	UTEP	W, 9-2	WAC Game
4/26	UTEP	W, 27-4	WAC Game
4/26	UTEP	W, 10-1	WAC Game
5/2	at New Mexico	W, 6-1	WAC Game
5/3	at New Mexico	W, 18-4	WAC Game
5/3	at New Mexico	W, 4-0	WAC Game
5/6	NAU	W, 6-1	
5/8	Arizona	L, 0-7	WAC Game
5/9	Arizona	W, 8-4	WAC Game
5/10	Arizona	L, 4-12	WAC Game
5/15	BYU	W, 4-2	WAC Playoffs
5/16	BYU	W, 12-1	WAC Playoffs



5/23	Washington State	W, 18-2	NCAA Regional (Tempe)
5/24	Puget Sound	W, 20-3	NCAA Regional (Tempe)
5/25	Washington State	L, 7-8	NCAA Regional (Tempe)
5/25	Washington State	W, 5-1	NCAA Regional (Tempe)
6/6	Cal State Fullerton	W, 5-3	College World Series
6/8	Texas	W, 5-2	College World Series
6/11	South Carolina	L, 3-6	College World Series
6/12	Oklahoma	W, 1-0	College World Series
6/13	South Carolina	L, 1-4	College World Series

#### 1976 (64-10)

Head Coach: Jim Brock  
WAC Record: 17-1 (1st)

2/13	Cal State Northridge	L, 5-7	
2/14	Cal State Northridge	W, 10-4	
2/14	Cal State Northridge	W, 8-6	
2/18	Cal St. Dominguez Hills	W, 8-1	
2/19	Cal St. Dominguez Hills	W, 26-0	
2/21	at UNLV	W, 7-4	
2/22	at UNLV	W, 14-7	
2/27	Cal State Fullerton	W, 6-4	
2/28	Cal State Fullerton	W, 5-4	
3/1	Chapman	W, 11-6	
3/2	Chapman	L, 0-7	
3/2	Chapman	W, 9-1	
3/5	UC Riverside	W, 6-2	
3/6	UC Riverside	L, 5-12	
3/6	UC Riverside	W, 4-0	
3/8	La Verne	W, 12-6	
3/9	La Verne	L, 7-10	
3/9	La Verne	W, 10-7	
3/11	Oklahoma	W, 4-0	
3/11	Wyoming	W, 7-3	
3/12	Oklahoma	W, 8-3	
3/13	Oklahoma	W, 5-2	
3/15	at Texas	L, 3-4	
3/15	at Texas	L, 2-4	
3/16	at Texas	W, 6-0	
3/16	at Texas	W, 7-1	
3/18	at Tulsa	W, 14-9	
3/18	at Tulsa	W, 12-5	
3/20	at Oklahoma	W, 19-5	
3/20	at Oklahoma	W, 7-5	
3/23	Oregon State	W, 11-9	Riverside Invitational
3/23	BYU	W, 4-0	Riverside Invitational
3/24	Tulsa	W, 7-3	Riverside Invitational
3/25	Delaware	W, 13-5	Riverside Invitational
3/25	UC Riverside	W, 13-2	Riverside Invitational
3/26	Stanford	W, 8-2	Riverside Invitational
3/27	Eastern Michigan	L, 6-7	Riverside Invitational
3/28	Stanford	W, 13-0	Riverside Invitational
3/31	Washington State	W, 13-3	Best In West Tourney
4/1	BYU	W, 8-3	Best In West Tourney
4/2	Grand Canyon	W, 12-4	Best In West Tourney
4/2	Oregon State	W, 9-8	Best In West Tourney
4/3	UNLV	W, 9-8	Best In West Tourney
4/4	Grand Canyon	W, 7-3	Best In West Tourney
4/8	Arizona	W, 7-2	WAC Game
4/9	Arizona	W, 11-9	WAC Game
4/10	Arizona	W, 6-5	WAC Game
4/13	Northern Arizona	W, 8-0	
4/16	at New Mexico	W, 9-2	WAC Game
4/17	at New Mexico	L, 4-6	WAC Game
4/18	at New Mexico	W, 6-2	WAC Game
4/23	UTEP	W, 21-0	WAC Game
4/24	UTEP	W, 11-2	WAC Game
4/24	UTEP	W, 20-0	WAC Game
4/27	at Grand Canyon	W, 10-1	
4/29	New Mexico	W, 12-3	WAC Game
4/30	New Mexico	W, 11-3	WAC Game
5/1	New Mexico	W, 13-8	WAC Game
5/7	at UTEP	W, 10-5	WAC Game
5/8	at UTEP	W, 9-0	WAC Game
5/8	at UTEP	W, 17-1	WAC Game
5/13	at Arizona	W, 2-1	WAC Game
5/14	at Arizona	W, 9-4	WAC Game
5/15	at Arizona	W, 14-9	WAC Game
5/20	BYU	W, 13-4	WAC Playoffs
5/21	BYU	W, 19-5	WAC Playoffs
5/28	Gonzaga	W, 13-2	NCAA Regional (Tempe)
5/29	Memphis State	W, 11-4	NCAA Regional (Tempe)
5/30	Minnesota	W, 12-5	NCAA Regional (Tempe)
6/12	Arizona	W, 7-6	College World Series
6/13	Eastern Michigan	L, 1-2	College World Series
6/15	Washington State	W, 9-3	College World Series
6/16	Maine	W, 7-0	College World Series
6/18	Arizona	L, 1-5	College World Series

#### 1977 (57-12) National Champions

Head Coach: Jim Brock

#### WAC Record: 15-3 (1st)

2/16	Azusa Pacific	W, 12-7	
2/16	Azusa Pacific	W, 15-3 (7)	
2/18	Loyola Marymount	W, 4-2	
2/19	Loyola Marymount	W, 9-4 (7)	
2/19	Loyola Marymount	W, 10-1	
2/21	Chapman	W, 7-5 (7)	
2/21	Chapman	W, 7-6	
2/22	Chapman	W, 22-8	
2/25	Cal State Fullerton	W, 5-4 (7)	
2/26	Cal State Fullerton	W, 7-3	
2/26	Cal State Fullerton	L, 8-9	
2/28	LaVerne	W, 9-8	
3/1	LaVerne	W, 8-2 (7)	
3/3	USC	W, 7-5	
3/4	USC	L, 9-12	
3/5	USC	W, 8-4	
3/6	Cal State Northridge	W, 8-6	
3/7	UNLV	W, 6-5	
3/8	UNLV	W, 7-0	
3/10	Wyoming	W, 14-0	
3/11	Fresno State	W, 6-4	
3/11	Fresno State	W, 4-3	
3/12	Fresno State	W, 9-5	
3/14	at UNLV	L, 12-14	
3/15	at UNLV	W, 13-8	
3/17	at USC	W, 10-3	
3/18	at USC	L, 8-10	
3/19	at USC	L, 6-9	
3/23	at Arizona	L, 8-9	
3/24	Grand Canyon	W, 18-8	Best In West Tourney
3/24	Pepperdine	W, 10-3	Best In West Tourney
3/25	Oregon State	W, 11-6	Best In West Tourney
3/26	Northern Arizona	W, 10-8 (7)	Best In West Tourney
3/26	Arizona	W, 8-7 (10)	Best In West Tourney
3/29	at Hawaii	L, 3-0 (7)	
3/29	at Hawaii	L, 6-0	
3/30	at Hawaii	W, 7-0	
3/30	at Hawaii	W, 13-3	
4/8	at New Mexico	W, 4-1	WAC Game
4/9	at New Mexico	L, 2-1 (17)	WAC Game
4/9	at New Mexico	L, 4-2	WAC Game
4/15	UTEP	W, 15-0 (7)	WAC Game
4/15	UTEP	W, 21-4	WAC Game
4/16	UTEP	W, 13-2	WAC Game
4/21	at Arizona	L, 6-9	WAC Game
4/22	at Arizona	W, 10-4	WAC Game
4/23	at Arizona	W, 13-6	WAC Game
4/26	Grand Canyon	W, 15-2	
4/28	New Mexico	W, 12-4	WAC Game
4/29	New Mexico	W, 11-2	WAC Game
4/30	New Mexico	W, 14-1	WAC Game
5/3	at Northern Arizona	W, 17-10	
5/6	at UTEP	W, 27-1	WAC Game
5/7	at UTEP	W, 4-2	WAC Game
5/7	at UTEP	W, 17-1	WAC Game
5/11	Arizona	W, 5-4	WAC Game
5/12	Arizona	W, 7-2	WAC Game
5/14	Arizona	W, 11-7	WAC Game
5/19	BYU	W, 7-2	WAC Playoffs
5/20	BYU	W, 8-1	WAC Playoffs
5/27	Cal State Fullerton	W, 6-2	NCAA Regional (Tempe)
5/28	Washington State	W, 11-7	NCAA Regional (Tempe)
5/29	Washington State	W, 3-2	NCAA Regional (Tempe)
6/10	Clemson	W, 10-7	NCAA Regional (Tempe)
6/13	Southern Illinois	L, 2-3	College World Series
6/14	Minnesota	W, 8-4	College World Series
6/16	South Carolina	W, 6-2	College World Series
6/17	Southern Illinois	W, 10-0	College World Series
6/18	South Carolina	W, 2-1	College World Series

#### 1978 (56-12)

Head Coach: Jim Brock

WAC Record: 15-3 (1st)

2/11	Cal State Northridge	W, 22-8	
2/12	Cal State Northridge	W, 9-1	
2/12	Cal State Northridge	W, 7-2	
2/14	Chico State	W, 8-3	
2/16	Baylor	W, 3-1	
2/16	Baylor	W, 5-1	
2/17	Fresno State	L, 5-7	
2/18	Fresno State	W, 15-0	
2/18	Fresno State	W, 6-4	
2/20	UC Riverside	W, 11-7	
2/20	UC Riverside	W, 9-7	
2/21	UC Riverside	W, 13-5	
2/22	Azusa Pacific	W, 8-2	
2/24	Cal Poly Pomona	W, 7-4	
2/25	Cal Poly Pomona	W, 12-4	
2/25	Cal Poly Pomona	W, 12-4	

3/2	USC	W, 13-9	
3/3	USC	W, 13-7	
3/6	Chapman	L, 4-5	
3/7	Chapman	W, 17-1	
3/8	Chapman	W, 9-4	
3/11	at UNLV	L, 3-5	
3/11	at UNLV	W, 4-3	
3/12	at UNLV	W, 18-10	
3/13	LaVerne	W, 5-1	
3/14	LaVerne	W, 5-3	
3/15	Arizona	W, 8-1	Best In West Tourney
3/16	Grand Canyon	W, 18-14	Best In West Tourney
3/16	Eastern Michigan	W, 6-3	Best In West Tourney
3/18	NAU	W, 14-1	Best In West Tourney
3/19	Arizona	W, 7-4	Best In West Tourney
3/31	at USC	L, 0-11	
4/1	at USC	L, 6-11	
4/2	at USC	L, 1-10	
4/7	UTEP	W, 6-4	WAC Game
4/8	UTEP	W, 15-3	WAC Game
4/8	UTEP	W, 12-6	WAC Game
4/11	at Grand Canyon	W, 10-9	
4/14	New Mexico	W, 10-2	WAC Game
4/15	New Mexico	W, 22-3	WAC Game
4/15	New Mexico	W, 15-9	WAC Game
4/20	Arizona	W, 15-9	WAC Game
4/21	Arizona	W, 10-8	WAC Game
4/22	Arizona	W, 11-10 (10)	WAC Game
4/25	Grand Canyon	W, 9-3	
4/28	at New Mexico	L, 5-9	WAC Game
4/29	at New Mexico	W, 14-8 (10)	WAC Game
4/29	at New Mexico	W, 14-4	WAC Game
5/1	UNLV	W, 2-2	
5/2	UNLV	W, 7-6	
5/5	UTEP	W, 11-1	WAC Game
5/6	UTEP	W, 20-3	WAC Game
5/6	UTEP	W, 15-0	WAC Game
5/11	at Arizona	L, 3-5	WAC Game
5/12	at Arizona	L, 7-10	WAC Game
5/13	at Arizona	W, 11-6	WAC Game
5/18	BYU	W, 3-1	WAC Playoffs
5/19	BYU	W, 6-4	WAC Playoffs
5/26	UNLV	L, 10-17	NCAA Regional (Tempe)
5/26	Washington State	W, 14-8	NCAA Regional (Tempe)
5/27	UNLV	W, 30-5	NCAA Regional (Tempe)
5/28	Gonzaga	W, 17-1	NCAA Regional (Tempe)
5/28	Gonzaga	W, 11-4	NCAA Regional (Tempe)
6/3	St. John's	W, 13-2	College World Series
6/4	Oral Roberts	W, 7-6	College World Series
6/6	USC	L, 2-5	College World Series
6/7	Miami, Fla.	W, 13-3	College World Series
6/8	USC	L, 3-0	College World Series

#### 1979 (32-31)

Head Coach: Jim Brock

Pac-10 Record: 8-22 (6th)

2/4	Cal St. Dominguez Hills	W, 5-2	
2/4	Cal St. Dominguez Hills	W, 13-3	
2/5	Chapman	W, 4-2	
2/6	Chapman	L, 4-7	
2/6	Chapman	W, 7-5	
2/9	Fresno State	W, 1-0	
2/10	Fresno State	W, 13-9	
2/10	Fresno State	W, 5-4	
2/12	Cal State Northridge	W, 13-12	
2/13	Cal State Northridge	W, 19-3	
2/16	Cal Poly Pomona	W, 13-5	
2/17	Cal Poly Pomona	L, 1-5	
2/17	Cal Poly Pomona	L, 7-10	
2/19	UC Riverside	W, 18-2	
2/19	UC Riverside	W, 15-0	
2/20	UC Riverside	L, 4-9	
2/23	Cal State Fullerton	W, 5-4	
2/24	Cal State Fullerton	W, 10-3	
2/25	Cal State Fullerton	L, 12-18	
2/26	LaVerne	W, 14-2	
2/27	LaVerne	L, 5-8	
3/3	at UCLA	L, 4-5 (11)	Pac-10 Game
3/3	at UCLA	L, 6-7 (11)	Pac-10 Game
3/4	at UCLA	L, 2-19	
3/6	Azusa Pacific	W, 9-4	
3/8	California	L, 1-5	Pac-10 Game
3/9	California	W, 6-4	Pac-10 Game
3/10	California	L, 5-9	Pac-10 Game
3/12	Wyoming	W, 21-0	
3/12	Oklahoma	W, 8-4	
3/13	Oklahoma	W, 13-1	
3/17	at Stanford	L, 4-8	Pac-10 Game
3/17	at Stanford	W, 12-4	Pac-10 Game
3/19	at Miami, Fla.	L, 0-9	
3/20	at Miami, Fla.	L, 1-10	
3/21	at Miami, Fla.	L, 9-11	
3/22	South Florida	W, 6-1	
3/23	South Florida	W, 3-2	
3/26	Seattle Mariners	L, 3-11	Exhibition
3/30	USC	L, 2-6	Pac-10 Game
3/31	USC	W, 5-1	Pac-10 Game
4/1	USC	W, 7-5	Pac-10 Game
4/5	at Arizona	L, 4-10	Pac-10 Game
4/6	at Arizona	L, 9-12	Pac-10 Game
4/7	at Arizona	L, 5-8	Pac-10 Game
4/10	NAU	W, 12-7	
4/12	Stanford	L, 7-15	Pac-10 Game
4/13	Stanford	W, 11-9	Pac-10 Game
4/14	Stanford	W, 19-9	Pac-10 Game
4/14	Stanford	L, 4-6	Pac-10 Game
4/17	at Grand Canyon	W, 2-1	
4/19	UCLA	L, 3-4	Pac-10 Game
4/20	UCLA	L, 4-8	Pac-10 Game
4/21	UCLA	L, 5-6	Pac-10 Game
4/24	Grand Canyon	W, 10-6	
4/27	at California	L, 5-6	Pac-10 Game
4/28	at California	W, 9-2	Pac-10 Game
4/28	at California	L, 3-6	Pac-10 Game
5/3	at USC	W, 5-3	Pac-10 Game
5/4	at USC	L, 4-6	Pac-10 Game
5/5	at USC	L, 8-13	Pac-10 Game
5/10	Arizona	L, 1-12	Pac-10 Game
5/11	Arizona	L, 6-9	Pac-10 Game
5/12	Arizona	L, 4-6	Pac-10 Game

#### 1980 (38-25-1)

Head Coach: Jim Brock

Pac-10 Record: 15-15 (3rd)

2/4	Azusa Pacific	W, 8-4	
2/5	Azusa Pacific	W, 11-1	
2/6	Azusa Pacific	W, 8-2	
2/8	New Mexico	W, 16-2	
2/9	New Mexico	W, 13-0	
2/9	New Mexico	W, 4-3	
2/11	Cal State Northridge	W, 20-5	
2/12	Cal State Northridge	W, 12-9	
2/15	at Hawai'i	W, 13-11	
2/15	at Hawai'i	L, 7-8	
2/16	at Hawai'i	L, 6-8	
2/16	at Hawai'i	L, 12-13	
2/17	at Hawai'i	W, 8-7	
2/17	at Hawai'i	L, 2-4	
2/24	Houston	W, 11-4	
2/24	Houston	W, 5-0	
2/25	Houston	W, 9-4	
2/26	LaVerne	W, 8-3	
2/26	LaVerne	W, 5-3	
2/27	Cal St. Dominguez Hills	L, 7-9	
2/28	Cal St. Dominguez Hills	W, 16-0	
2/29	Cal State Fullerton	W, 13-10	
3/1	Cal State Fullerton	W, 8-7	
3/1	Cal State Fullerton	W, 5-3	
3/4	Chapman	W, 13-3	
3/4	Chapman	W, 15-13	
3/6	Stanford	W, 34-2	Pac-10 Game
3/7	Stanford	W, 11-10	Pac-10 Game
3/8	Stanford	W, 13-11	Pac-10 Game
3/10	Oklahoma	L, 2-8	at Las Vegas, Nev.
3/10	at UNLV	L, 7-18	
3/11	at UNLV	T, 10-10	
3/13	at California	L, 3-7	Pac-10 Game
3/14	at California	W, 4-1	Pac-10 Game
3/15	at California	L, 4-5	Pac-10 Game
3/22	UCLA	W, 4-3	Pac-10 Game
3/23	UCLA	L, 4-5	Pac-10 Game
3/24	UCLA	W, 19-4	Pac-10 Game
3/27	at USC	W, 11-8	Pac-10 Game
3/28	at USC	W, 10-5	Pac-10 Game
3/29	at USC	W, 8-6	Pac-10 Game
4/3	Arizona	W, 3-2	Pac-10 Game
4/4	Arizona	L, 5-11	Pac-10 Game
4/5	Arizona	L, 7-14	Pac-10 Game
4/7	Washington State	W, 5-3	
4/8	at Grand Canyon	L, 3-16	
4/10	California	L, 5-7	Pac-10 Game
4/11	California	L, 0-6	Pac-10 Game
4/12	California	L, 0-6	Pac-10 Game
4/19	at UCLA	W, 8-2	Pac-10 Game
4/20	at UCLA	W, 4-3	Pac-10 Game
4/21	at UCLA	L, 1-4	Pac-10 Game
4/22	UNLV	L, 4-8	
4/22	UNLV	W, 8-1	
4/25	at Stanford	L, 4-6	Pac-10 Game
4/26	at Stanford	L, 5-11	Pac-10 Game





# ALL-TIME RESULTS

*continued*

4/27	at Stanford	L, 0-1	Pac-10 Game
5/2	USC	L, 1-3	Pac-10 Game
5/3	USC	L, 3-4	Pac-10 Game
5/4	USC	W, 13-4	Pac-10 Game
5/6	NAU	L, 6-10	
5/8	at Arizona	W, 14-8	Pac-10 Game
5/9	at Arizona	W, 8-6	Pac-10 Game
5/10	at Arizona	L, 4-22	Pac-10 Game

## 1981 (55-13)

National Champions

Head Coach: Jim Brock

Pac-10 Record: 26-3 (1st)

2/2	Long Beach State	W, 6-4	
2/3	Long Beach State	W, 15-9	
2/4	Long Beach State	W, 21-10	
2/6	at Cal State Fullerton	L, 1-3	
2/7	at Cal State Fullerton	L, 5-7	
2/11	UC Riverside	W, 10-5	
2/14	Wichita State	W, 12-10	
2/15	Wichita State	L, 9-10	
2/16	Wichita State	W, 11-2	
2/18	Azusa Pacific	W, 17-10	
2/19	Azusa Pacific	W, 9-0	
2/20	New Mexico	W, 16-13	
2/21	New Mexico	W, 19-15	
2/22	New Mexico	W, 10-2	
2/23	LaVerne	W, 14-4	
2/25	LaVerne	W, 12-4	
2/27	UNLV	W, 4-3	
2/28	UNLV	W, 8-3	
3/1	UNLV	W, 7-5	
3/3	BYU	W, 17-2	
3/3	BYU	L, 4-5	
3/6	at UCLA	W, 13-9	Pac-10 Game
3/7	at UCLA	W, 10-1	Pac-10 Game
3/8	at UCLA	W, 15-5	Pac-10 Game
3/10	at Fresno State	L, 5-7	
3/11	at Santa Clara	L, 0-2	
3/14	at California	W, 8-6	Pac-10 Game
3/14	at California	W, 10-6	Pac-10 Game
3/18	UTEP	W, 21-0	
3/20	USC	W, 7-4	Pac-10 Game
3/21	USC	W, 20-12	Pac-10 Game
3/22	USC	W, 10-6	Pac-10 Game
3/24	Grand Canyon	L, 3-5	
3/27	Stanford	W, 9-2	Pac-10 Game
3/28	Stanford	W, 12-7	Pac-10 Game
3/29	Stanford	W, 9-6	Pac-10 Game
3/31	Lewis-Clark State	W, 17-7	
4/2	at Arizona	L, 4-9	Pac-10 Game
4/3	at Arizona	W, 10-8	Pac-10 Game
4/4	at Arizona	W, 23-11	Pac-10 Game
4/7	Grand Canyon	W, 14-9	
4/9	California	W, 8-7	Pac-10 Game
4/10	California	W, 19-5	Pac-10 Game
4/11	California	W, 6-4	Pac-10 Game
4/12	California	W, 8-4	Pac-10 Game
4/14	NAU	L, 4-5	
4/16	at USC	W, 6-0	Pac-10 Game
4/17	at USC	W, 13-3	Pac-10 Game
4/18	at USC	W, 13-2	Pac-10 Game
4/21	at NAU	W, 7-4	
4/24	UCLA	W, 6-5 (10)	Pac-10 Game
4/25	UCLA	W, 10-9 (10)	Pac-10 Game
4/26	UCLA	W, 14-9	Pac-10 Game
5/1	at Stanford	L, 3-18	Pac-10 Game
5/2	at Stanford	L, 4-9	Pac-10 Game
5/3	at Stanford	L, 4-16	Pac-10 Game
5/7	Arizona	W, 10-6	Pac-10 Game
5/8	Arizona	W, 13-4	Pac-10 Game
5/9	Arizona	W, 6-5	Pac-10 Game
5/22	Gonzaga	W, 9-6	NCAA Regional (Tempe)
5/23	Cal State Fullerton	W, 18-9	NCAA Regional (Tempe)
5/24	Cal State Fullerton	W, 12-7	NCAA Regional (Tempe)
5/30	Texas	W, 11-2	College World Series
6/2	Mississippi State	W, 4-3	College World Series
6/5	Oklahoma State	L, 10-11 (13)	College World Series
6/6	South Carolina	W, 10-7	College World Series
6/7	Texas	W, 12-3	College World Series
6/8	Oklahoma State	W, 7-4	College World Series

## 1982 (57-16)

Head Coach: Jim Brock

Pac-10 Record: 23-5 (1st)

2/1	Chico State	W, 12-7	
2/2	Chico State	W, 17-1	
2/3	UC Santa Barbara	W, 9-7	
2/4	UC Santa Barbara	W, 14-3	
2/5	Grand Canyon	W, 11-3	
2/6	at Grand Canyon	W, 8-5	
2/6	at Grand Canyon	L, 4-5	
2/9	Cal State Northridge	L, 2-3	
2/9	Cal State Northridge	W, 6-3	
2/12	Chapman	W, 9-5	
2/13	Chapman	W, 6-4	
2/13	Chapman	W, 5-4	
2/15	LaVerne	W, 16-0	
2/16	LaVerne	W, 15-7	
2/17	LaVerne	W, 14-2	
2/18	Wichita State	W, 7-1	
2/19	Wichita State	W, 3-2	
2/20	Wichita State	W, 18-0	
2/22	Cal St. Dominguez Hills	W, 13-3	
2/23	Cal St. Dominguez Hills	W, 23-4	
2/26	Arizona	L, 5-8	Pac-10 Game
2/27	Arizona	W, 5-4 (14)	Pac-10 Game
2/28	Arizona	W, 9-5	Pac-10 Game
3/1	at Hawai'i	W, 2-1 (11)	
3/2	at Hawai'i	L, 0-4	
3/2	at Hawai'i	W, 6-4	
3/3	at Hawai'i	W, 5-3	
3/7	at Lamar	W, 4-1	
3/7	at Lamar	L, 0-1	Lamar victory vacated
3/9	Mesa (Co.) College	W, 11-10	
3/10	at Seattle Mariners	L, 0-12	Exhibition
3/13	at UCLA	W, 4-2	Pac-10 Game
3/14	at UCLA	W, 4-3	Pac-10 Game
3/19	at UNLV	W, 6-0	Pac-10 Game
3/20	at UNLV	L, 7-11	
3/21	at UNLV	W, 8-6	
3/27	at USC	L, 3-4	Pac-10 Game
3/27	at USC	W, 4-3	Pac-10 Game
3/28	at USC	W, 10-4	Pac-10 Game
4/2	Stanford	W, 15-4	Pac-10 Game
4/3	Stanford	W, 8-7	Pac-10 Game
4/4	Stanford	W, 19-5	Pac-10 Game
4/8	USC	W, 23-4	Pac-10 Game
4/9	USC	W, 1-0	Pac-10 Game
4/10	USC	W, 5-4	Pac-10 Game
4/12	Grand Canyon	W, 17-7	
4/16	at California	W, 10-3	Pac-10 Game
4/17	at California	L, 1-2	Pac-10 Game
4/18	at California	W, 9-5	Pac-10 Game
4/19	at Stanford	L, 0-8	Pac-10 Game
4/20	at Stanford	W, 12-7	Pac-10 Game
4/21	at Stanford	W, 15-3	Pac-10 Game
4/23	UNLV	W, 11-2	
4/24	UNLV	W, 13-7	
4/27	Grand Canyon	W, 10-1	
4/29	UCLA	W, 6-2	Pac-10 Game
4/30	UCLA	W, 10-4	Pac-10 Game
5/1	UCLA	W, 18-4	Pac-10 Game
5/2	UCLA	W, 9-2	Pac-10 Game
5/3	California	W, 20-1	Pac-10 Game
5/8	at Wichita State	W, 9-8	
5/9	at Wichita State	L, 4-15	
5/9	at Wichita State	L, 2-6	
5/13	at Arizona	W, 6-4	Pac-10 Game
5/14	at Arizona	W, 7-4	Pac-10 Game
5/15	at Arizona	L, 4-5 (10)	Pac-10 Game
5/21	Miami, Fla.	L, 6-8	
5/22	Miami, Fla.	W, 3-1	
5/23	Miami, Fla.	W, 8-7	
5/28	San Diego State	W, 6-1	NCAA Regional (Tempe)
5/29	Cal State Fullerton	L, 9-10	NCAA Regional (Tempe)
5/30	Houston	W, 9-5	NCAA Regional (Tempe)
5/30	Cal State Fullerton	L, 7-8	NCAA Regional (Tempe)

## 1983 (44-24)

Head Coach: Jim Brock

Pac-10 Record: 17-13 (2nd)

1/31	Cal State Los Angeles	W, 7-4	
2/1	Cal State Los Angeles	W, 18-3	
2/2	Cal State Los Angeles	W, 10-5	
2/4	at Miami, Fla.	W, 4-3	

2/5	at Miami, Fla.	L, 5-16	
2/6	at Miami, Fla.	L, 5-13	
2/8	Cal State Northridge	W, 7-5	
2/8	Cal State Northridge	W, 2-0	
2/9	UC Riverside	W, 2-1 (10)	
2/11	New Mexico	W, 5-2	
2/12	New Mexico	W, 17-1	
2/12	New Mexico	W, 9-2	
2/14	LaVerne	W, 11-3	
2/15	LaVerne	W, 19-1	
2/17	UTEP	W, 7-3	
2/18	UC Santa Barbara	W, 8-2	
2/19	UC Santa Barbara	W, 18-2	
2/19	UC Santa Barbara	W, 11-1	
2/25	California	W, 9-0	Pac-10 Game
2/26	California	W, 11-2	Pac-10 Game
2/27	California	L, 4-5	Pac-10 Game
3/6	at USC	L, 3-7	Pac-10 Game
3/6	at USC	L, 5-6	Pac-10 Game
3/7	at USC	W, 3-2	Pac-10 Game
3/8	Mesa (Co.) College	W, 10-5	
3/11	UCLA	W, 4-3	Pac-10 Game
3/12	UCLA	L, 6-7	Pac-10 Game
3/13	UCLA	L, 4-5 (10)	Pac-10 Game
3/15	at UNLV	W, 16-8	
3/16	at UNLV	W, 8-7	
3/18	at Texas	L, 2-11	
3/19	at Texas	L, 0-6	
3/25	at Stanford	L, 8-9	Pac-10 Game
3/26	at Stanford	L, 5-6	Pac-10 Game
3/28	at Stanford	L, 2-23	Pac-10 Game
3/31	at California	W, 4-1	Pac-10 Game
4/1	at California	W, 4-2	Pac-10 Game
4/2	at California	L, 2-7	Pac-10 Game
4/5	Grand Canyon	W, 10-5	
4/7	at Arizona	L, 3-4	Pac-10 Game
4/8	at Arizona	W, 14-7	Pac-10 Game
4/9	at Arizona	W, 3-2	Pac-10 Game
4/15	USC	W, 9-5	Pac-10 Game
4/16	USC	W, 13-5	Pac-10 Game
4/17	USC	W, 11-7	Pac-10 Game
4/22	Stanford	W, 2-0	Pac-10 Game
4/23	Stanford	W, 10-1	Pac-10 Game
4/24	Stanford	L, 7-9	Pac-10 Game
4/26	at Grand Canyon	L, 6-8	
4/30	at UCLA	W, 6-4	Pac-10 Game
5/1	at UCLA	W, 5-2	Pac-10 Game
5/1	at UCLA	W, 10-5	Pac-10 Game
5/4	UNLV	L, 7-8	
5/4	UNLV	W, 15-2	
5/5	Grand Canyon	L, 3-8	
5/11	Arizona	W, 9-5	Pac-10 Game
5/12	Arizona	L, 2-5	Pac-10 Game
5/13	Arizona	L, 3-5 (10)	Pac-10 Game
5/14	at Hawai'i	W, 7-6	
5/15	at Hawai'i	L, 5-15	
5/16	at Hawai'i	L, 3-5	
5/27	BYU	W, 19-11	NCAA Regional (Tempe)
5/28	Cal State Fullerton	W, 8-0	NCAA Regional (Tempe)
5/29	Fresno State	W, 7-2	NCAA Regional (Tempe)
6/4	Alabama	L, 0-1	College World Series
6/5	Maine	W, 7-0	College World Series
6/8	Oklahoma State	W, 6-5	College World Series
6/10	Alabama	L, 0-6	College World Series

## 1984 (55-20)

Head Coach: Jim Brock

Pac-10 Record: 23-7 (1st)

2/1	Cal State Los Angeles	W, 8-3	
2/2	Cal State Los Angeles	W, 8-0	
2/3	Cal Poly Pomona	L, 6-7	
2/4	Cal Poly Pomona	W, 13-10	
2/4	Cal Poly Pomona	W, 6-3	
2/6	Lubbock Christian	W, 12-2	
2/7	Lubbock Christian	L, 9-10	
2/8	Lubbock Christian	W, 5-3	
2/10	New Mexico	W, 5-1	
2/11	New Mexico	W, 9-5	
2/11	New Mexico	W, 5-2	
2/16	Pepperdine	W, 15-4	
2/17	Pepperdine	W, 11-6	
2/18	Pepperdine	L, 7-9	
2/23	Texas	L, 4-6	
2/24	Texas	W, 4-0	

2/25	Texas	W, 6-5	
2/27	Oklahoma State	W, 9-5	
2/28	Oklahoma State	W, 4-0	
2/1	Oklahoma State	W, 10-9	
3/2	at Hawai'i	L, 3-4	
3/3	at Hawai'i	L, 3-8	
3/3	at Hawai'i	W, 13-7	
3/4	at Hawai'i	W, 5-4	
3/6	Grand Canyon	L, 4-15	
3/7	Mesa State	W, 6-3	
3/9	Arizona	W, 7-4	Pac-10 Game
3/10	Arizona	W, 11-1	Pac-10 Game
3/11	Arizona	W, 7-2	Pac-10 Game
3/13	at Texas	L, 5-6	
3/14	at Texas	L, 2-3	
3/16	USC	W, 9-0	Pac-10 Game
3/17	USC	L, 3-8	Pac-10 Game
3/18	USC	W, 15-2	Pac-10 Game
3/23	at California	W, 11-4	Pac-10 Game
3/24	at California	W, 10-5	Pac-10 Game
3/25	at California	W, 6-2	Pac-10 Game
3/30	UCLA	W, 13-3	Pac-10 Game
3/31	UCLA	W, 11-6	Pac-10 Game
4/1	UCLA	W, 14-13	Pac-10 Game
4/6	at Stanford	W, 12-2	Pac-10 Game
4/7	at Stanford	W, 7-6	Pac-10 Game
4/8	at Stanford	W, 7-7	Pac-10 Game
4/10	at Grand Canyon	L, 5-8	
4/13	at USC	L, 7-8	Pac-10 Game
4/14	at USC	L, 4-12	Pac-10 Game
4/15	at USC	W, 7-6	Pac-10 Game
4/17	Grand Canyon	W, 9-4	
4/18	California Lutheran	W, 9-1	
4/19	California	W, 14-9	Pac-10 Game
4/20	California	L, 6-7	Pac-10 Game
4/21	California	W, 10-2	Pac-10 Game
4/23	LaVerne	W, 7-3	
4/24	LaVerne	W, 22-0	
4/27	at UCLA	W, 11-5	Pac-10 Game
4/28	at UCLA	W, 19-10	Pac-10 Game
4/29	at UCLA	W, 8-5	Pac-10 Game
5/1	UNLV	W, 9-8	
5/1	UNLV	W, 10-4	
5/4	Stanford	W, 8-7	Pac-10 Game
5/5	Stanford	L, 4-6	Pac-10 Game
5/6	Stanford	L, 11-13	Pac-10 Game
5/11	at Arizona	W, 8-5	Pac-10 Game
5/12	at Arizona	W, 6-4	Pac-10 Game
5/13	at Arizona	L, 5-9	Pac-10 Game
5/17	North Carolina	W, 6-4	
5/18	North Carolina	L, 1-3	
5/19	North Carolina	W, 9-6	
5/25	Washington State	W, 8-4	NCAA Regional (Tempe)
5/26	Hawai'i	W, 15-11	NCAA Regional (Tempe)
5/27	Stanford	W, 5-4	NCAA Regional (Tempe)
6/2	Miami, Fla.	W, 9-6	College World Series
6/5	Oklahoma State	W, 23-12	College World Series
6/7	Texas	L, 4-8	College World Series
6/8	Cal State Fullerton	L, 1-6	College World Series



2/26	UC Riverside	W, 5-3
3/1	at Stanford	L, 8-9 Pac-10 Game
3/2	at Stanford	L, 7-11 Pac-10 Game
3/3	at Stanford	L, 7-10 Pac-10 Game
3/8	California	L, 3-8 Pac-10 Game
3/9	California	L, 5-13 Pac-10 Game
3/10	California	W, 16-6 Pac-10 Game
3/11	at UC Santa Barbara	L, 1-9
3/12	at UC Santa Barbara	L, 9-12
3/14	UCLA	W, 9-2 Pac-10 Game
3/15	UCLA	W, 7-6 Pac-10 Game
3/16	UCLA	W, 8-1 Pac-10 Game
3/18	Nebraska	W, 10-6
3/19	Nebraska	L, 5-11
3/20	Nebraska	W, 12-11
3/22	at USC	W, 9-7 Pac-10 Game
3/23	at USC	L, 3-8 Pac-10 Game
3/24	at USC	W, 11-9 Pac-10 Game
3/26	UCLA	W, 9-3 Riverside Tournament
3/27	Oregon State	L, 2-13 Riverside Tournament
3/27	Harvard	W, 5-3 Riverside Tournament
3/28	Missouri	W, 14-7 Riverside Tournament
3/29	San Diego State	L, 4-9 Riverside Tournament
3/29	Air Force	W, 13-1 Riverside Tournament
3/30	UC Riverside	W, 8-6 Riverside Tournament
4/5	at Arizona	L, 12-13 Pac-10 Game
4/6	at Arizona	W, 19-10 Pac-10 Game
4/7	at Arizona	L, 4-11 Pac-10 Game
4/12	USC	W, 12-4 Pac-10 Game
4/13	USC	W, 7-5 Pac-10 Game
4/14	USC	W, 14-10 Pac-10 Game
4/19	at California	L, 6-7 Pac-10 Game
4/20	at California	W, 8-7 Pac-10 Game
4/21	at California	L, 4-12 Pac-10 Game
4/26	at UCLA	W, 9-8 Pac-10 Game
4/27	at UCLA	L, 10-11 Pac-10 Game
4/28	at UCLA	L, 5-6 Pac-10 Game
4/30	UNLV	W, 5-3
4/30	UNLV	L, 3-6
5/3	Stanford	L, 8-15 Pac-10 Game
5/4	Stanford	W, 13-8 Pac-10 Game
5/5	Stanford	L, 10-15 Pac-10 Game
5/10	Arizona	W, 13-3 Pac-10 Game
5/11	Arizona	L, 5-7 Pac-10 Game
5/12	Arizona	W, 15-3 Pac-10 Game

#### 1986 (34-28)

Head Coach: Jim Brock

Pac-10 Record: 11-19 (5th)

1/31	Cal Poly Pomona	W, 10-7
2/1	Cal Poly Pomona	W, 7-0
2/1	Cal Poly Pomona	W, 6-5
2/3	Lubbock Christian	W, 7-6
2/4	Lubbock Christian	W, 23-7
2/5	Lubbock Christian	W, 15-4
2/7	at Hawai'i	L, 5-6
2/8	at Hawai'i	W, 8-7
2/9	at Hawai'i	L, 1-11
2/12	Chapman	W, 10-7
2/13	Chapman	L, 4-5
2/14	Loyola Marymount	L, 2-8
2/15	Loyola Marymount	W, 9-7
2/15	Loyola Marymount	L, 5-8
2/17	UC Riverside	W, 14-13
2/18	UC Riverside	W, 7-5
2/21	Oklahoma	W, 6-5
2/22	Oklahoma	W, 10-4
2/22	Oklahoma	W, 8-4
2/24	Cal State Northridge	W, 19-2
2/25	Cal State Northridge	W, 9-5
2/28	UCLA	L, 4-6 Pac-10 Game
3/1	UCLA	W, 12-8 Pac-10 Game
3/2	UCLA	W, 6-5 Pac-10 Game
3/3	Azusa Pacific	W, 16-4
3/4	Azusa Pacific	W, 15-2
3/7	USC	L, 2-7 Pac-10 Game
3/8	USC	L, 2-5 Pac-10 Game
3/9	USC	W, 5-1 Pac-10 Game
3/11	at Texas	L, 4-12
3/14	at UNLV	L, 5-13
3/15	at UNLV	W, 11-6
3/16	at UNLV	L, 4-5
3/21	at California	L, 6-12 Pac-10 Game
3/22	at California	W, 7-4 Pac-10 Game
3/23	at California	L, 2-7 Pac-10 Game
3/25	Grand Canyon	W, 16-9
3/27	Stanford	L, 1-7 Pac-10 Game
3/28	Stanford	W, 8-2 Pac-10 Game
3/29	Stanford	L, 0-12 Pac-10 Game
4/4	at USC	L, 2-13 Pac-10 Game
4/5	at USC	W, 11-9 Pac-10 Game
4/8	Grand Canyon	W, 6-0
4/11	Arizona	W, 12-9 Pac-10 Game
4/12	Arizona	L, 3-5 Pac-10 Game
4/13	Arizona	W, 6-5 Pac-10 Game
4/18	at Stanford	W, 7-2 Pac-10 Game
4/19	at Stanford	L, 8-13 Pac-10 Game
4/20	at Stanford	W, 7-6 Pac-10 Game
4/21	at USC	L, 6-13 Pac-10 Game
4/22	at Grand Canyon	L, 2-3
4/25	California	L, 2-15 Pac-10 Game
4/26	California	L, 6-29 Pac-10 Game
4/27	California	W, 7-6 Pac-10 Game
4/29	UNLV	W, 7-2
4/29	UNLV	W, 15-4
5/2	at UCLA	L, 2-9 Pac-10 Game
5/3	at UCLA	L, 7-9 Pac-10 Game
5/4	at UCLA	L, 4-12 Pac-10 Game
5/16	at Arizona	L, 4-9
5/17	at Arizona	L, 2-18
5/18	at Arizona	L, 11-22

#### 1987 (40-27)

Head Coach: Jim Brock

Pac-10 Record: 16-14 (2nd)

1/31	San Francisco	W, 20-1
2/2	Cal Poly Pomona	W, 7-0
2/3	Cal Poly Pomona	W, 4-1
2/5	Cal State Los Angeles	W, 17-3
2/6	Cal State Los Angeles	L, 10-11
2/7	Cal State Los Angeles	W, 9-4
2/12	Loyola Marymount	L, 5-8
2/13	Loyola Marymount	L, 3-4
2/14	Loyola Marymount	W, 13-12
2/16	UC Riverside	W, 14-2
2/17	UC Riverside	L, 6-8
2/19	Texas	L, 4-7
2/20	Texas	W, 6-5
2/21	Texas	L, 2-11
2/23	Cal State Northridge	L, 2-3
2/27	at USC	L, 4-6 Pac-10 Game
2/28	at USC	L, 2-6 Pac-10 Game
3/1	at USC	L, 8-11 Pac-10 Game
3/6	UCLA	W, 11-6 Pac-10 Game
3/7	UCLA	L, 2-3 Pac-10 Game
3/8	UCLA	L, 5-12 Pac-10 Game
3/13	Hawai'i	L, 1-3
3/14	Hawai'i	W, 9-5
3/15	Hawai'i	W, 7-1
3/17	Azusa Pacific	W, 6-5
3/18	Azusa Pacific	W, 8-6
3/20	at Arizona	W, 8-5 Pac-10 Game
3/21	at Arizona	W, 10-2 Pac-10 Game
3/22	at Arizona	W, 15-4 Pac-10 Game
3/24	Nebraska	W, 6-3
3/25	Nebraska	L, 1-4
3/27	at Stanford	L, 3-10 Pac-10 Game
3/28	at Stanford	L, 2-3 Pac-10 Game
3/29	at Stanford	L, 6-12 Pac-10 Game
3/31	Grand Canyon	W, 11-3
4/1	U.S. International	L, 5-7
4/3	California	W, 7-1 Pac-10 Game
4/4	California	W, 8-1 Pac-10 Game
4/5	California	W, 10-7 Pac-10 Game
4/7	at Grand Canyon	W, 3-0
4/10	USC	W, 6-3 Pac-10 Game
4/11	USC	L, 1-8 Pac-10 Game
4/12	USC	W, 11-6 Pac-10 Game
4/16	at UCLA	L, 12-13 Pac-10 Game
4/17	at UCLA	L, 10-11 Pac-10 Game
4/18	at UCLA	W, 20-5 Pac-10 Game
4/20	New Mexico State	W, 8-1
4/21	New Mexico State	W, 15-5
4/21	New Mexico State	W, 9-5
4/24	Stanford	W, 10-6 Pac-10 Game
4/25	Stanford	L, 5-13 Pac-10 Game
4/26	Stanford	W, 5-2 Pac-10 Game
4/28	Grand Canyon	W, 19-4
5/1	at California	L, 7-8 Pac-10 Game
5/2	at California	W, 8-1 Pac-10 Game
5/3	at California	L, 3-7 Pac-10 Game
5/6	UNLV	L, 2-3
5/6	UNLV	W, 8-1
5/15	Arizona	W, 2-1 Pac-10 Game
5/16	Arizona	W, 3-2 Pac-10 Game
5/17	Arizona	W, 5-4 Pac-10 Game
5/22	SW Missouri State	W, 9-5 NCAA Regional (Tempe)
5/23	UCLA	W, 9-3
5/23	Pepperdine	W, 4-2 NCAA Regional (Tempe)
5/24	UCLA	W, 14-4 NCAA Regional (Tempe)
5/29	Oklahoma State	L, 3-8 College World Series
5/31	Florida State	L, 0-3 College World Series

#### 1988 (60-13)

Head Coach: Jim Brock

Pac-10 Record: 21-9 (1st)

1/21	UC Santa Barbara	W, 4-3
1/22	UC Santa Barbara	W, 9-3
1/23	UC Santa Barbara	W, 15-2
1/29	UC Riverside	W, 6-0
1/30	UC Riverside	W, 4-3
2/1	Cal State Northridge	W, 14-4
2/2	Cal State Northridge	W, 10-0
2/4	Loyola Marymount	W, 14-3
2/5	Loyola Marymount	L, 6-18
2/6	Loyola Marymount	W, 7-1
2/9	Cal Baptist	W, 6-0
2/10	Cal Baptist	W, 13-5
2/13	at Texas	W, 15-2
2/14	at Texas	W, 8-5
2/15	at Texas	W, 5-4
2/16	Chapman	W, 9-3
2/17	Chapman	W, 10-6
2/19	at UCLA	W, 12-7 Pac-10 Game
2/20	at UCLA	L, 5-9 Pac-10 Game
2/21	at UCLA	W, 15-8 Pac-10 Game
2/23	Lubbock Christian	W, 9-5
2/24	Lubbock Christian	W, 6-2
2/26	California	L, 3-10 Pac-10 Game
2/27	California	L, 3-4 Pac-10 Game
2/28	California	L, 1-2 Pac-10 Game
3/4	at USC	L, 3-5 Pac-10 Game
3/5	at USC	L, 1-4 Pac-10 Game
3/6	at USC	L, 4-7 Pac-10 Game
3/11	at Hawai'i	W, 11-3
3/12	at Hawai'i	W, 6-4
3/13	at Hawai'i	W, 4-1
3/18	Tennessee	W, 13-4
3/19	Tennessee	W, 9-0
3/19	Tennessee	W, 4-3
3/21	UNLV	W, 4-0
3/22	UNLV	W, 8-6
3/23	Minnesota	W, 7-5
3/25	Stanford	W, 9-1 Pac-10 Game
3/26	Stanford	W, 11-10 Pac-10 Game
3/27	Stanford	W, 10-7 Pac-10 Game
3/31	Arizona	W, 5-4 Pac-10 Game
4/1	Arizona	W, 18-3 Pac-10 Game
4/2	Arizona	W, 6-3 Pac-10 Game
4/8	USC	W, 8-7 (11) Pac-10 Game
4/9	USC	W, 8-4 Pac-10 Game
4/10	USC	W, 9-7 Pac-10 Game
4/12	New Mexico State	W, 9-3
4/13	New Mexico State	W, 18-9
4/15	at California	W, 6-4 Pac-10 Game
4/16	at California	W, 12-9 Pac-10 Game
4/17	at California	W, 3-1 Pac-10 Game
4/22	at Stanford	L, 3-5 Pac-10 Game
4/23	at Stanford	W, 15-6 Pac-10 Game
4/24	at Stanford	W, 13-5 Pac-10 Game
4/29	UCLA	W, 17-6 Pac-10 Game
4/30	UCLA	W, 6-5 Pac-10 Game
5/1	UCLA	W, 21-7 Pac-10 Game
5/4	UNLV	W, 6-4
5/4	UNLV	W, 14-7
5/13	at Arizona	W, 14-2 Pac-10 Game
5/14	at Arizona	W, 11-7 Pac-10 Game
5/15	at Arizona	L, 6-9 Pac-10 Game
5/20	Evansville	L, 0-1 NCAA Regional (Tempe)
5/21	Oklahoma	W, 13-6 NCAA Regional (Tempe)
5/21	UNLV	W, 27-7 NCAA Regional (Tempe)
5/22	Pepperdine	W, 11-4 NCAA Regional (Tempe)
5/22	Pepperdine	W, 10-5 NCAA Regional (Tempe)
6/3	California	W, 4-2 College World Series
6/5	Wichita State	L, 4-7 College World Series
6/7	Florida	W, 10-1 College World Series
6/8	Wichita State	W, 4-3 (10) College World Series
6/10	Wichita State	W, 19-1 College World Series
6/11	Stanford	L, 4-9 College World Series
2/7	Chapman	L, 4-12
2/8	Chapman	W, 10-3
2/9	Texas Tech	W, 5-3
2/10	Texas Tech	W, 7-1
2/11	Texas Tech	W, 9-8
2/17	Texas	L, 3-10
2/18	Texas	L, 1-4
2/19	Texas	W, 8-4
2/21	Lubbock Christian	W, 6-1
2/22	Lubbock Christian	W, 13-5
2/24	UCLA	W, 5-1 Pac-10 Game
2/25	UCLA	W, 10-9 Pac-10 Game
2/26	UCLA	W, 4-3 Pac-10 Game
3/3	at Stanford	W, 10-2 Pac-10 Game
3/4	at Stanford	W, 10-6 Pac-10 Game
3/5	at Stanford	W, 7-2 Pac-10 Game
3/7	at San Jose State	W, 5-4
3/10	at California	L, 3-4 Pac-10 Game
3/11	at California	W, 7-5 Pac-10 Game
3/12	at California	L, 4-6 Pac-10 Game
3/14	Long Beach State	W, 3-2
3/15	Long Beach State	W, 9-6
3/17	USC	L, 3-6 Pac-10 Game
3/18	USC	W, 8-5 Pac-10 Game
3/19	USC	W, 7-4 Pac-10 Game
3/23	at Arizona	L, 3-5 Pac-10 Game
3/24	at Arizona	W, 3-2 Pac-10 Game
3/25	at Arizona	W, 16-6 Pac-10 Game
3/28	Washington State	L, 6-7 Riverside Invitational
3/29	Harvard	W, 18-2 Riverside Invitational
3/30	BYU	W, 5-4 Riverside Invitational
4/8	Stanford	W, 12-1
4/9	Stanford	W, 10-9 Pac-10 Game
4/10	Stanford	W, 12-6 Pac-10 Game
4/14	at UCLA	L, 2-4 Pac-10 Game
4/15	at UCLA	L, 7-7 Pac-10 Game
4/16	at UCLA	W, 5-4 Pac-10 Game
4/18	New Mexico State	W, 10-3
4/19	New Mexico State	W, 12-0
4/21	California	W, 11-1 Pac-10 Game
4/22	California	W, 10-3 Pac-10 Game
4/23	California	W, 3-2 Pac-10 Game
4/28	at USC	L, 2-8 Pac-10 Game
4/29	at USC	L, 6-7 Pac-10 Game
4/30	at USC	W, 11-0 Pac-10 Game
5/12	Arizona	L, 6-10 Pac-10 Game
5/13	Arizona	L, 4-9 Pac-10 Game
5/14	Arizona	L, 0-10 Pac-10 Game
5/19	George Washington	W, 5-0 NCAA Regional (Conn.)
5/20	Pennsylvania	W, 15-4 NCAA Regional (Conn.)
5/21	LeMoynne	L, 2-4 NCAA Regional (Conn.)
5/21	Arkansas	L, 0-1 NCAA Regional (Conn.)

#### 1990 (52-16)

Head Coach: Jim Brock

Pac-10 Record: 20-10 (2nd)

1/19	Grand Canyon	W, 12-2
1/20	at Grand Canyon	W, 5-4
1/26	Long Beach State	W, 11-8
1/27	Long Beach State	W, 5-1
1/28	Long Beach State	W, 5-3
1/29	UC Riverside	L, 5-8 (11)
1/30	UC Riverside	W, 13-3
2/2	Rice	W, 12-1
2/3	Rice	W, 16-4
2/4	Rice	L, 4-11
2/5	Chapman	W, 4-0
2/9	at Texas	W, 6-3
2/10	at Texas	L, 4-11
2/11	at Texas	L, 5-9
2/16	at USC	L, 0-6 Pac-10 Game
2/17	at USC	L, 3-5 Pac-10 Game
2/20	Lubbock Christian	W, 4-0
2/21	Lubbock Christian	W, 11-4
2/23	UCLA	W, 6-5 (18) Pac-10 Game
2/24	UCLA	L, 4-11 Pac-10 Game
2/25	UCLA	W, 9-2 Pac-10 Game
2/27	Texas Tech	W, 5-4
2/28	Texas Tech	W, 8-6
3/2	at Stanford	L, 2-3 Pac-10 Game
3/3	at Stanford	L, 8-14 Pac-10 Game
3/4	at Stanford	L, 9-10 (12) Pac-10 Game
3/9	California	W, 16-2 Pac-10 Game
3/10	California	W, 20-14 Pac-10 Game
3/11	California	W, 12-4 Pac-10 Game
3/16	Arizona	W, 3-0 Pac-10 Game
3/17	Arizona	W, 3-1 Pac-10 Game
3/18	Arizona	W, 9-2 Pac-10 Game
3/20	at Hawai'i	W, 3-2
3/21	at Hawai'i	W, 7-1



# ALL-TIME RESULTS

*continued*

3/22	at Hawai'i	W, 15-3	
3/24	at Hawai'i-Hilo	W, 4-2	
3/28	Cal Poly Pomona	W, 11-0	
3/29	Cal Poly Pomona	W, 11-3	
3/31	Florida State	W, 9-1	
4/1	Florida State	W, 7-6	
4/6	at California	W, 10-5	Pac-10 Game
4/7	at California	W, 8-3	Pac-10 Game
4/8	at California	W, 8-6 (11)	Pac-10 Game
4/12	USC	W, 6-0	Pac-10 Game
4/13	USC	W, 9-8	Pac-10 Game
4/14	USC	W, 9-2	Pac-10 Game
4/17	New Mexico State	W, 5-3	
4/18	New Mexico State	W, 8-3	
4/20	at UCLA	W, 8-4	Pac-10 Game
4/21	at UCLA	L, 9-12	Pac-10 Game
4/22	at UCLA	L, 1-2	Pac-10 Game
4/23	at USC	W, 7-5	Pac-10 Game
4/27	Stanford	W, 16-1	Pac-10 Game
4/28	Stanford	L, 7-10	Pac-10 Game
4/29	Stanford	W, 13-6	Pac-10 Game
5/1	UNLV	W, 8-4	
5/2	UNLV	W, 23-4	
5/11	at Arizona	L, 1-2	Pac-10 Game
5/12	at Arizona	W, 6-4	Pac-10 Game
5/13	at Arizona	W, 5-4	Pac-10 Game
5/18	New Orleans	W, 21-1	
5/19	New Orleans	W, 4-1	
5/20	New Orleans	W, 9-2	
5/25	Pennsylvania	W, 12-1	NCAA Regional (Tempe)
5/26	Loyola Marymount	W, 11-9	NCAA Regional (Tempe)
5/26	Oklahoma State	L, 9-17	NCAA Regional (Tempe)
5/27	Washington State	W, 8-6 (10)	NCAA Regional (Tempe)
5/27	Oklahoma State	L, 5-10	NCAA Regional (Tempe)

## 1991 (35-27)

Head Coach: Jim Brock

Pac-10 Record: 12-18 (5th)

1/25	Long Beach State	W, 5-4	
1/26	Long Beach State	L, 10-13	
1/27	Long Beach State	W, 10-3	
1/30	UC Riverside	W, 13-5	
2/1	Loyola Marymount	W, 9-1	
2/2	Loyola Marymount	W, 8-2	
2/3	Loyola Marymount	W, 19-12	
2/5	St. Mary's	W, 5-4	
2/6	St. Mary's	W, 10-7	
2/8	at Florida State	L, 5-6 (10)	
2/9	at Florida State	L, 5-21	
2/10	at Florida State	L, 3-4 (10)	
2/15	Texas	W, 4-3	
2/16	Texas	W, 18-4	
2/17	Texas	L, 1-16	
2/19	at Grand Canyon	L, 6-12	
2/22	at Stanford	L, 1-9	Pac-10 Game
2/23	at Stanford	L, 5-10	Pac-10 Game
2/24	at Stanford	L, 8-9	Pac-10 Game
2/26	Rice	W, 9-5	
2/27	Rice	W, 10-0	
3/1	at UCLA	L, 15-16 (10)	Pac-10 Game
3/2	at UCLA	W, 8-7	Pac-10 Game
3/3	at UCLA	W, 4-1	Pac-10 Game
3/5	Texas Tech	W, 18-12	
3/6	Texas Tech	W, 6-5	
3/8	California	W, 4-1	Pac-10 Game
3/9	California	L, 3-4	Pac-10 Game
3/10	California	W, 9-7	Pac-10 Game
3/12	Pace	W, 7-6	
3/12	Grand Canyon	W, 10-0	
3/15	at Hawai'i	L, 4-6	
3/16	at Hawai'i	L, 8-9	
3/17	at Hawai'i	L, 3-7	
3/22	at Arizona	L, 8-9	Pac-10 Game
3/23	at Arizona	W, 7-3	Pac-10 Game
3/24	at Arizona	L, 3-16	Pac-10 Game
3/28	USC	L, 11-14	Pac-10 Game
3/29	USC	L, 3-10	Pac-10 Game
3/30	USC	L, 5-11	Pac-10 Game
4/1	St. Francis	W, 6-3	
4/5	at California	W, 3-2	Pac-10 Game
4/6	at California	W, 11-8	Pac-10 Game
4/7	at California	L, 3-12	Pac-10 Game
4/9	New Mexico State	W, 12-2	
4/12	Stanford	L, 10-18	Pac-10 Game

4/13	Stanford	L, 5-6	Pac-10 Game
4/14	Stanford	W, 10-4	Pac-10 Game
4/19	at USC	L, 7-8	Pac-10 Game
4/20	at USC	L, 5-12	Pac-10 Game
4/21	at USC	L, 1-4	Pac-10 Game
4/26	UCLA	L, 1-6	Pac-10 Game
4/27	UCLA	W, 10-4	Pac-10 Game
4/28	UCLA	L, 5-18	Pac-10 Game
4/30	at UNLV	W, 9-4	
5/1	at UNLV	W, 13-2	
5/10	Arizona	W, 8-4	Pac-10 Game
5/11	Arizona	W, 3-2	Pac-10 Game
5/12	Arizona	W, 9-8	Pac-10 Game
5/15	Grand Canyon	W, 15-9	
5/16	at Grand Canyon	W, 14-1	
5/17	U.S. International	W, 5-3	

## 1992 (32-24)

Head Coach: Jim Brock

Pac-10 Record: 14-16 (3rd)

2/1	Texas Tech	W, 4-3	
2/2	Texas Tech	W, 3-1	
2/5	UC Riverside	W, 10-5	
2/7	Florida State	L, 2-4	
2/8	Florida State	W, 4-1	
2/11	Grand Canyon	W, 15-2	
2/14	Wyoming	W, 5-3	
2/15	Wyoming	W, 5-2	
2/16	Wyoming	W, 5-0	
2/18	at Grand Canyon	W, 14-12	
2/21	at Texas	L, 10-11	
2/22	at Texas	L, 6-7	
2/23	at Texas	W, 16-11	
2/28	Stanford	W, 13-3	Pac-10 Game
2/1	Stanford	L, 5-18	Pac-10 Game
3/1	Stanford	L, 8-10	Pac-10 Game
3/6	at California	W, 13-3	Pac-10 Game
3/7	at California	W, 4-2	Pac-10 Game
3/8	at California	W, 15-2	Pac-10 Game
3/13	at USC	L, 4-8	Pac-10 Game
3/14	at USC	W, 8-1	Pac-10 Game
3/15	at USC	L, 2-3	Pac-10 Game
3/17	at San Diego	L, 3-4	
3/18	at San Diego	W, 12-5	
3/20	Notre Dame	W, 16-2	
3/21	Notre Dame	W, 10-5	
3/22	Notre Dame	W, 9-5	
3/23	UC Santa Barbara	L, 5-6	
3/24	UC Santa Barbara	W, 12-5	
3/27	UCLA	W, 5-4	Pac-10 Game
3/28	UCLA	W, 8-6	Pac-10 Game
3/29	UCLA	L, 8-11	Pac-10 Game
3/31	Grand Canyon	L, 6-8	
4/3	Arizona	W, 7-6	Pac-10 Game
4/4	Arizona	L, 4-6	Pac-10 Game
4/5	Arizona	W, 8-7	Pac-10 Game
4/10	at Stanford	L, 2-11	Pac-10 Game
4/11	at Stanford	W, 7-4	Pac-10 Game
4/12	at Stanford	L, 2-9	Pac-10 Game
4/14	UNLV	W, 9-1	
4/15	UNLV	W, 8-7	
4/16	California	L, 2-5	Pac-10 Game
4/17	California	L, 8-18	Pac-10 Game
4/18	California	W, 15-3	Pac-10 Game
4/20	New Mexico State	W, 5-3	
4/26	at UCLA	L, 6-7	Pac-10 Game
4/25	at UCLA	W, 6-3	Pac-10 Game
4/26	at UCLA	L, 5-7	Pac-10 Game
5/9	USC	W, 10-9	Pac-10 Game
5/10	USC	L, 2-11	Pac-10 Game
5/11	USC	W, 7-4	Pac-10 Game
5/15	at Arizona	L, 3-9	Pac-10 Game
5/16	at Arizona	L, 8-9	Pac-10 Game
5/17	at Arizona	L, 3-4	Pac-10 Game
5/22	Cal State Northridge	L, 1-5	NCAA Regional (Wichita)
5/23	Wichita State	L, 1-3	NCAA Regional (Wichita)

## 1993 (46-20)

Head Coach: Jim Brock

Pac-10 Record: 19-11 (1st)

1/28	at Hawai'i	L, 4-9	
1/29	at Hawai'i	W, 22-6	
1/30	at Hawai'i	W, 4-2	
1/31	at Hawai'i	W, 10-4	

2/2	Southern Utah	W, 7-0	
2/3	Southern Utah	W, 8-7	
2/5	TCU	W, 5-4	
2/6	TCU	W, 7-2	
2/7	TCU	W, 11-10	
2/11	BYU	W, 11-10	
2/12	BYU	L, 7-12	
2/13	BYU	W, 11-10	
2/19	Eastern Michigan	W, 13-12	
2/20	Eastern Michigan	W, 23-2	
2/21	Eastern Michigan	W, 16-1	
2/23	New Mexico	W, 14-3	
2/24	New Mexico	L, 8-9	
2/26	at UCLA	L, 8-9 (11)	Pac-10 Game
2/27	at UCLA	W, 4-3	Pac-10 Game
2/28	at UCLA	W, 10-3	Pac-10 Game
3/5	at California	L, 1-2	Pac-10 Game
3/6	at California	L, 5-7	Pac-10 Game
3/7	at California	L, 11-12	Pac-10 Game
3/8	Notre Dame	L, 4-11	
3/12	USC	L, 3-4	Pac-10 Game
3/13	USC	L, 6-10	Pac-10 Game
3/14	USC	W, 6-5	Pac-10 Game
3/16	at UNLV	W, 10-2	
3/17	at UNLV	W, 15-12	
3/19	Rice	W, 11-3	
3/20	Rice	L, 4-7	
3/21	Rice	W, 15-10	
3/22	UTSA	W, 12-8	
3/23	UTSA	W, 11-0	
3/26	at Stanford	W, 12-2	Pac-10 Game
3/27	at Stanford	W, 3-1	Pac-10 Game
3/28	at Stanford	W, 6-5	Pac-10 Game
3/30	at Grand Canyon	L, 3-5	
4/2	Arizona	W, 9-7	Pac-10 Game
4/3	at Arizona	L, 5-9	Pac-10 Game
4/4	at Arizona	L, 9-10	Pac-10 Game
4/6	Grand Canyon	W, 14-11	
4/8	California	W, 11-1	Pac-10 Game
4/9	California	W, 11-4	Pac-10 Game
4/10	California	W, 11-2	Pac-10 Game
4/16	at USC	W, 6-3	Pac-10 Game
4/17	at USC	W, 14-3	Pac-10 Game
4/18	at USC	W, 11-3	Pac-10 Game
4/20	UNLV	W, 4-2	
4/21	UNLV	W, 13-12	
4/23	UCLA	W, 11-3	Pac-10 Game
4/24	UCLA	W, 9-3	Pac-10 Game
4/25	UCLA	L, 5-9	Pac-10 Game
4/27	Grand Canyon	L, 4-7	
4/30	Stanford	W, 7-1	Pac-10 Game
5/1	Stanford	L, 3-5	Pac-10 Game
5/2	Stanford	W, 9-8	Pac-10 Game
5/14	at Arizona	L, 10-11	Pac-10 Game
5/15	Arizona	W, 11-6	Pac-10 Game
5/16	Arizona	W, 6-1	Pac-10 Game
5/21	George Mason	W, 13-4	NCAA Regional (Tempe)
5/22	Minnesota	W, 6-5	NCAA Regional (Tempe)
5/23	Cal State Northridge	W, 9-0	NCAA Regional (Tempe)
5/23	St. John's	W, 12-2	NCAA Regional (Tempe)
6/5	Wichita State	L, 3-4 (11)	College World Series (Omaha)
6/7	Oklahoma State	L, 4-5	College World Series (Omaha)

## 1994 (45-18)

Head Coach: Jim Brock

Pac-10 Record: 20-10 (2nd)

1/27	New Mexico State	W, 11-2	
1/28	New Mexico State	W, 6-5	
1/29	New Mexico State	W, 4-3	
2/4	New Mexico	W, 20-6	
2/5	New Mexico	W, 10-7	
2/6	New Mexico	L, 5-6	
2/9	Southern Utah	W, 22-5	
2/9	Southern Utah	W, 14-3	
2/11	at Florida State	L, 7-9	
2/12	at Florida State	L, 2-13	
2/13	at Florida State	L, 8-9	
2/18	USC	W, 6-2	Pac-10 Game
2/19	USC	L, 4-11	Pac-10 Game
2/20	USC	W, 8-5	Pac-10 Game
2/23	Utah	W, 17-3	
2/25	at Stanford	W, 5-4 (14)	Pac-10 Game
2/27	at Stanford	L, 1-11	Pac-10 Game
2/27	at Stanford	L, 1-4	Pac-10 Game

3/4	at Minnesota	L, 5-14	
3/5	at Ohio State	W, 9-6 (10)	
3/6	at Arizona	W, 12-4	
3/8	BYU	W, 6-4	
3/9	BYU	W, 18-6	
3/11	Arizona	W, 16-6	Pac-10 Game
3/12	at Arizona	W, 7-5 (10)	Pac-10 Game
3/13	at Arizona	L, 7-8	Pac-10 Game
3/15	UNLV	W, 10-2	
3/16	UNLV	W, 6-0	
3/18	Michigan	W, 8-0	
3/19	Michigan	W, 8-1	
3/20	Michigan	W, 12-4	
3/26	California	W, 6-2	Pac-10 Game
3/26	California	L, 1-4	Pac-10 Game
3/27	California	W, 8-6	Pac-10 Game
3/31	at UCLA	W, 6-5	Pac-10 Game
4/1	at UCLA	W, 5-3	Pac-10 Game
4/2	at UCLA	W, 8-6	Pac-10 Game
4/5	Grand Canyon	W, 9-5	
4/8	at Arizona	L, 2-8	Pac-10 Game
4/9	Arizona	W, 4-2	Pac-10 Game
4/10	Arizona	W, 15-4	Pac-10 Game
4/12	at Grand Canyon	L, 0-5	
4/15	at USC	L, 0-9	Pac-10 Game
4/16	at USC	W, 12-5	Pac-10 Game
4/17	at USC	L, 7-8	Pac-10 Game
4/19	Grand Canyon	W, 19-4	
4/22	at California	W, 11-1	Pac-10 Game
4/24	at California	W, 12-2	Pac-10 Game
4/24	at California	W, 8-7	Pac-10 Game
4/29	UCLA	W, 9-3	Pac-10 Game
4/30	UCLA	W, 8-2	Pac-10 Game
5/1	UCLA	L, 8-15	Pac-10 Game
5/13	Stanford	W, 8-4	Pac-10 Game
5/14	Stanford	W, 5-4	Pac-10 Game
5/15	Stanford	L, 5-7	Pac-10 Game
5/27	Western Carolina	W, 8-6	NCAA Regional (Knoxville)
5/28	Wright State	W, 7-4	NCAA Regional (Knoxville)
5/29	Tennessee	W, 10-5	NCAA Regional (Knoxville)
5/30	Tennessee	W, 5-4 (10)	NCAA Regional (Knoxville)
6/4	Miami, Fla.	W, 4-0	College World Series
6/6	Oklahoma	L, 3-4 (11)	College World Series
6/7	Miami, Fla.	W, 9-5	College World Series
6/9	Oklahoma	L, 1-6	College World Series

## 1995 (34-21)

Head Coach: Pat Murphy

Pac-10 Record: 13-17 (4th)

1/27	Duke	W, 7-0	
------	------	--------	--





4/2	UCLA	W, 10-6	Pac-10 Game
4/4	Grand Canyon	W, 12-5	
4/7	at #16 USC	L, 0-9	Pac-10 Game
4/8	at #16 USC	L, 7-8 (11)	Pac-10 Game
4/9	at #16 USC	L, 6-7 (11)	Pac-10 Game
4/13	at California	W, 12-11 (13)	Pac-10 Game
4/13	California	W, 8-2	Pac-10 Game
4/14	California	L, 9-10	Pac-10 Game
4/15	California	L, 4-10	Pac-10 Game
4/18	at Grand Canyon	W, 5-4	
4/21	Arizona	W, 7-0	Pac-10 Game
4/22	at Arizona	W, 6-4	Pac-10 Game
4/23	at Arizona	L, 6-7	Pac-10 Game
4/25	Grand Canyon	W, 18-4	
4/29	at UCLA	L, 3-7	Pac-10 Game
4/29	at UCLA	L, 7-8	Pac-10 Game
4/30	at UCLA	W, 8-7 (11)	Pac-10 Game
5/12	#19 Stanford	L, 4-8	Pac-10 Game
5/13	#19 Stanford	L, 3-11	Pac-10 Game
5/14	#19 Stanford	L, 7-10 (11)	Pac-10 Game

#### 1996 (35-21)

Head Coach: Pat Murphy  
Pac-10 Record: 14-16 (4th)

2/2	Loyola Marymount	W, 19-7	
2/3	Loyola Marymount	W, 10-2	
2/4	Loyola Marymount	W, 11-6	
2/8	BYU	W, 17-10	
2/9	BYU	W, 15-5	
2/10	St. Mary's	L, 4-6	
2/11	St. Mary's	W, 7-3	
2/15	Northwestern	W, 14-3	
2/16	Nebraska	W, 14-2	
2/17	#11 Texas Tech	L, 2-4	
2/18	#11 Texas Tech	W, 17-16	
2/22	Wyoming	W, 15-5	
2/23	Wyoming	W, 17-3	
2/24	Virginia	L, 4-7	
2/25	Virginia	W, 7-2	
3/1	#9 Stanford	W, 7-2	Pac-10 Game
3/2	#9 Stanford	L, 5-7	Pac-10 Game
3/3	#9 Stanford	L, 2-9	Pac-10 Game
3/5	Grand Canyon	L, 9-11	
3/8	at #7 California	W, 11-6	Pac-10 Game
3/9	at #7 California	W, 4-2	Pac-10 Game
3/11	at #7 California	L, 5-7	Pac-10 Game
3/12	at #24 UNLV	W, 10-4	
3/15	at #3 USC	L, 5-6	Pac-10 Game
3/16	at #3 USC	L, 3-12	Pac-10 Game
3/17	at #3 USC	L, 3-4	Pac-10 Game
3/19	Dartmouth	W, 9-5	
3/22	Arizona	W, 8-7	Pac-10 Game
3/23	Arizona	W, 16-11	Pac-10 Game
3/24	Arizona	L, 7-15	Pac-10 Game
3/26	Portland State	W, 10-0	
3/27	Portland State	W, 12-0	
3/29	#11 UCLA	L, 6-10	Pac-10 Game
3/30	#11 UCLA	L, 7-9	Pac-10 Game
3/31	#11 UCLA	W, 12-9	Pac-10 Game
4/4	at #13 Stanford	L, 2-4	Pac-10 Game
4/5	at #13 Stanford	W, 7-6 (11)	Pac-10 Game
4/6	at #13 Stanford	L, 6-10	Pac-10 Game
4/9	Southern Utah	W, 17-6	
4/10	Southern Utah	W, 10-1	
4/12	California	W, 9-6	Pac-10 Game
4/13	California	W, 23-3	Pac-10 Game
4/14	California	L, 3-6	Pac-10 Game
4/16	Grand Canyon	W, 10-9 (10)	
4/19	at #14 UCLA	L, 9-12	Pac-10 Game
4/20	at #14 UCLA	W, 8-4	Pac-10 Game
4/21	at #14 UCLA	L, 9-16	Pac-10 Game
4/24	at Oklahoma	L, 11-12	
4/26	#2 USC	W, 7-4	Pac-10 Game
4/27	#2 USC	L, 6-10	Pac-10 Game
4/28	#2 USC	W, 13-6	Pac-10 Game
4/30	at Grand Canyon	W, 12-2	
5/1	Denver	W, 16-2	
5/11	at Arizona	L, 13-14	Pac-10 Game
5/12	at Arizona	W, 20-16	Pac-10 Game
5/13	at Arizona	W, 16-3	Pac-10 Game

#### 1997 (39-22)

Head Coach: Pat Murphy  
Pac-10 Record: 16-14 (4th)

1/24	UC Santa Barbara	W, 5-2	
1/25	UC Santa Barbara	W, 7-6 (10)	
1/26	UC Santa Barbara	L, 3-9	
1/31	at #3 USC	L, 3-12	Pac-10 Game
2/1	at #3 USC	W, 7-3	Pac-10 Game
2/2	at #3 USC	L, 6-9	Pac-10 Game

2/4	St. Mary's	W, 4-1	
2/5	St. Mary's	W, 13-6	
2/7	at #2 Florida State	L, 2-5	
2/8	at #2 Florida State	W, 9-6	
2/9	at #2 Florida State	L, 5-11	
2/14	Southern Illinois	W, 9-0	
2/15	Southern Illinois	W, 10-4	
2/16	Southern Illinois	W, 25-9	
2/17	#21 Oklahoma State	L, 3-9	
2/21	at #2 UCLA	L, 3-4 (10)	Pac-10 Game
2/22	at #2 UCLA	L, 5-16	Pac-10 Game
2/23	at #2 UCLA	W, 17-12	Pac-10 Game
2/28	BYU	W, 9-3	
3/1	Oklahoma	W, 6-3	
3/2	Eastern Michigan	W, 14-5	
3/2	Eastern Michigan	W, 28-4	
3/7	#6 Stanford	L, 9-11	Pac-10 Game
3/8	#6 Stanford	L, 4-10 (10)	Pac-10 Game
3/9	#6 Stanford	W, 12-8	Pac-10 Game
3/11	UNLV	W, 6-5 (11)	
3/12	UNLV	W, 7-2	
3/14	at California	W, 13-9	Pac-10 Game
3/15	at California	L, 4-6	Pac-10 Game
3/17	at California	W, 7-5	Pac-10 Game
3/21	at #22 Arizona	W, 8-6	Pac-10 Game
3/22	at #22 Arizona	L, 4-5	Pac-10 Game
3/23	at #22 Arizona	W, 11-7	Pac-10 Game
3/27	#12 USC	L, 7-12	Pac-10 Game
3/28	#12 USC	L, 4-15	Pac-10 Game
3/29	#12 USC	L, 7-11	Pac-10 Game
4/1	Grand Canyon	W, 26-14	
4/4	#2 UCLA	L, 2-5	Pac-10 Game
4/5	#2 UCLA	W, 4-3	Pac-10 Game
4/6	#2 UCLA	W, 15-14	Pac-10 Game
4/11	at #2 Stanford	W, 4-3	Pac-10 Game
4/12	at #2 Stanford	W, 16-5	Pac-10 Game
4/13	at #2 Stanford	W, 5-3	Pac-10 Game
4/15	at #23 Oklahoma	L, 4-13	
4/18	California	W, 26-9	Pac-10 Game
4/19	California	W, 3-1	Pac-10 Game
4/20	California	W, 8-4	Pac-10 Game
4/25	Arizona	W, 7-5	Pac-10 Game
4/26	Arizona	L, 4-6	Pac-10 Game
4/27	Arizona	L, 3-8	Pac-10 Game
4/30	Grand Canyon	W, 7-6 (10)	
5/2	Fresno State	W, 23-2	
5/3	Fresno State	W, 9-2	
5/4	Fresno State	L, 8-10 (10)	
5/6	at Grand Canyon	W, 13-3	
5/7	Denver	W, 23-4	
5/22	Florida International	W, 10-2	NCAA Regional (Miami)
5/23	Florida	W, 3-2	NCAA Regional (Miami)
5/24	Miami, Fla.	W, 10-3	NCAA Regional (Miami)
5/25	Miami, Fla.	L, 6-7	NCAA Regional (Miami)
5/25	Miami, Fla.	L, 5-6	NCAA Regional (Miami)

#### 1998 (41-23)

Head Coach: Pat Murphy  
Pac-10 Record: 18-11 (3rd)

1/22	Cal State Northridge	W, 7-3	
1/23	New Mexico State	W, 13-1	
1/24	Florida International	W, 21-3	
1/29	at Hawai'i-Hilo	W, 7-0	
1/30	at Hawai'i-Hilo	W, 11-2	
1/31	at Hawai'i-Hilo	W, 13-2	
1/31	at Hawai'i-Hilo	W, 5-1	
2/1	at Hawai'i-Hilo	W, 14-0	
2/6	#23 Florida State	L, 2-3	
2/7	#23 Florida State	L, 1-6	
2/13	Washington State	W, 9-1	
2/14	Washington State	W, 6-5	
2/15	Washington State	L, 12-17	
2/20	at California	W, 8-7	Pac-10 Game
2/21	at California	W, 7-4	Pac-10 Game
2/27	#1 Stanford	L, 2-15	Pac-10 Game
2/28	#1 Stanford	L, 5-17	Pac-10 Game
3/1	#1 Stanford	W, 4-2	Pac-10 Game
3/6	at UCLA	L, 5-6	Pac-10 Game
3/7	at UCLA	W, 14-6	Pac-10 Game
3/8	at UCLA	W, 9-3	Pac-10 Game
3/10	Oklahoma	W, 7-6 (10)	
3/11	Oklahoma	L, 5-9	
3/14	at #3 USC	L, 6-7	Pac-10 Game
3/15	at #3 USC	L, 5-13	Pac-10 Game
3/16	at #3 USC	L, 3-6	Pac-10 Game
3/17	at Fresno State	L, 3-9	
3/18	at Fresno State	L, 5-6 (10)	
3/20	California	W, 6-1	Pac-10 Game
3/21	California	W, 7-2	Pac-10 Game
3/22	California	W, 7-6	Pac-10 Game

3/24	at Grand Canyon	W, 10-0	
3/27	at #19 Washington	L, 6-8	
3/28	at #19 Washington	L, 6-7	
3/29	at #19 Washington	W, 7-6	
4/3	at #24 Arizona	W, 4-3	Pac-10 Game
4/4	at #24 Arizona	W, 20-12	Pac-10 Game
4/5	at #24 Arizona	W, 12-4	Pac-10 Game
4/9	#4 USC	W, 18-3	Pac-10 Game
4/10	#4 USC	W, 7-5	Pac-10 Game
4/11	#4 USC	W, 24-4	Pac-10 Game
4/14	at #11 Oklahoma	W, 10-6 (10)	
4/17	UCLA	W, 19-10	Pac-10 Game
4/18	UCLA	W, 8-7	Pac-10 Game
4/19	UCLA	W, 18-4	Pac-10 Game
4/24	Arizona	L, 7-8 (10)	Pac-10 Game
4/25	Arizona	W, 16-13	Pac-10 Game
4/26	Arizona	L, 9-10	Pac-10 Game
4/28	New Mexico	W, 12-7	
4/29	New Mexico	L, 7-8	
5/1	at #1 Stanford	L, 4-5	Pac-10 Game
5/2	at #1 Stanford	L, 3-4	Pac-10 Game
5/3	at #1 Stanford	L, 8-12	Pac-10 Game
5/5	at UNLV	L, 4-5	
5/6	Southern Utah	W, 3-2	
5/21	#24 Arkansas	W, 8-4	NCAA Regional (Wichita)
5/22	Oklahoma State	L, 8-13	NCAA Regional (Wichita)
5/23	#2 Wichita State	W, 6-4	NCAA Regional (Wichita)
5/23	Oklahoma State	W, 13-5	NCAA Regional (Wichita)
5/25	#19 Georgia Tech	W, 3-1	NCAA Regional (Wichita)
5/29	#5 Florida State	W, 11-10	College World Series
5/31	#1 Miami, Fla.	W, 9-2	College World Series
6/3	#7 Long Beach State	W, 14-4	College World Series
6/6	#4 USC	L, 14-21	College World Series

#### 1999 (39-21)

Head Coach: Pat Murphy  
Pac-10 Record: 12-12 (5th)

1/15	Utah	W, 17-4	
1/16	Utah	W, 3-0	
1/17	Utah	W, 9-2	
1/21	at Hawai'i-Hilo	W, 7-1	
1/23	at Hawai'i-Hilo	W, 3-0	
1/23	at Hawai'i-Hilo	W, 19-5	
1/24	at Hawai'i-Hilo	W, 14-3	
1/24	at Hawai'i-Hilo	W, 10-0	
1/29	Howard	W, 14-0	
1/30	Howard	W, 23-1	
1/31	Howard	W, 20-2	
2/5	at #4 Florida State	L, 1-4	
2/6	at #4 Florida State	L, 4-11	
2/7	at #4 Florida State	L, 5-7	
2/12	New Mexico	W, 8-1	
2/13	New Mexico	L, 6-7	
2/14	New Mexico	W, 5-4	
2/18	BYU	W, 16-1	
2/19	BYU	W, 17-4	
2/20	BYU	W, 28-3	
2/23	at Grand Canyon	W, 18-6	
2/26	at #9 Arizona	L, 8-9	
2/27	at #9 Arizona	W, 11-9	
2/28	at #9 Arizona	W, 18-3	
3/5	at #6 Stanford	L, 1-11	Pac-10 Game
3/6	at #6 Stanford	L, 5-6	Pac-10 Game
3/7	at #6 Stanford	L, 6-7	Pac-10 Game
3/13	Oklahoma	L, 6-7	
3/14	Oklahoma	W, 11-0	
3/16	at #14 CS Fullerton	L, 5-7	
3/19	Boston College	W, 6-5	
3/20	Boston College	W, 27-2	
3/20	Boston College	W, 21-2	
3/21	Boston College	W, 21-6	
3/23	Grand Canyon	L, 8-11	
3/26	California	W, 12-10	Pac-10 Game
3/27	California	W, 25-0	Pac-10 Game
3/28	California	W, 19-11	Pac-10 Game
4/1	at Oregon State	W, 9-5	Pac-10 Game
4/2	at Oregon State	L, 8-9	Pac-10 Game
4/3	at Oregon State	W, 21-9	Pac-10 Game
4/9	Washington State	W, 10-9	Pac-10 Game
4/10	Washington State	W, 16-5	Pac-10 Game
4/11	Washington State	W, 14-9	Pac-10 Game
4/16	at UCLA	L, 10-11	Pac-10 Game
4/17	at UCLA	L, 3-9	Pac-10 Game
4/18	at UCLA	L, 6-8	Pac-10 Game
4/23	#17 USC	L, 5-9	Pac-10 Game
4/24	#17 USC	L, 7-14	Pac-10 Game
4/25	#17 USC	W, 16-10	Pac-10 Game
4/28	Oklahoma	L, 2-3	
4/30	Southern Utah	W, 13-1	
5/1	Southern Utah	W, 16-7	

5/2	Southern Utah	W, 12-6	
5/7	at Washington	L, 3-5	Pac-10 Game
5/8	at Washington	W, 7-6	Pac-10 Game
5/9	at Washington	W, 13-8	Pac-10 Game
5/14	Arizona	L, 5-13	Pac-10 Game
5/15	Arizona	W, 22-9	Pac-10 Game
5/16	Arizona	L, 2-6	Pac-10 Game

#### 2000 (44-15)

Head Coach: Pat Murphy  
Pac-10 Record: 17-7 (T-1st)

1/21	Utah	W, 13-2	
1/22	Utah	W, 11-6	
1/23	Utah	W, 9-1	
1/27	BYU	W, 8-7	
1/28	Florida Atlantic	W, 30-4	
1/29	BYU	W, 14-2	
1/30	Florida Atlantic	W, 3-2	
2/4	#5 Florida State	L, 10-11	
2/5	#5 Florida State	W, 15-9	
2/6	#5 Florida State	L, 7-9	
2/11	Duke	W, 12-0	
2/12	Duke	W, 7-1	
2/13	Duke	W, 10-1	
2/18	at #4 LSU	L, 4-8	
2/19	at #4 LSU	L, 5-6	
2/20	at #4 LSU	W, 6-2	
2/25	Southern Utah	W, 25-3	
2/26	New Mexico	W, 9-7	
2/27	Southern Utah	W, 22-4	
3/3	#25 Arizona	W, 9-7	
3/4	#25 Arizona	W, 32-3	
3/5	#25 Arizona	W, 14-8	
3/10	Oklahoma	W, 11-5	
3/11	Oklahoma	W, 6-5	
3/12	Oklahoma	L, 4-5	
3/14	#11 CS Fullerton	L, 4-5	
3/16	Maine	W, 16-1	
3/17	Maine	W, 19-8	
3/18	Maine	W, 12-5	
3/18	Maine	W, 24-0	
3/24	at California	W, 6-4	Pac-10 Game
3/25	at California	W, 4-2	Pac-10 Game
3/26	at California	L, 2-7	Pac-10 Game
3/31	#2 Stanford	L, 1-5	Pac-10 Game
4/1	#2 Stanford	W, 10-6	Pac-10 Game
4/2	#2 Stanford	W, 11-6	Pac-10 Game
4/7	Oregon State	W, 1-0	Pac-10 Game
4/8	Oregon State	L, 3-11	Pac-10 Game
4/9	Oregon State	W, 8-7	Pac-10 Game
4/14	at Washington State	W, 24-3	Pac-10 Game
4/15	at Washington State	W, 3-1	Pac-10 Game
4/16	at Washington State	W, 14-8	Pac-10 Game
4/20	#19 UCLA	W, 10-8	Pac-10 Game
4/21	#19 UCLA	L, 3-13	Pac-10 Game
4/22	#19 UCLA	W, 18-3	Pac-10 Game
4/25	at #19 Oklahoma	W, 20-6	
4/28	at #21 USC	W, 3-1	Pac-10 Game
4/29	at #21 USC	L, 2-12	Pac-10 Game
4/30	at #21 USC	L, 3-4	Pac-10 Game
5/12	Washington	W, 25-5	Pac-10 Game
5/13	Washington	W, 17-5	Pac-10 Game
5/14	Washington	W, 13-2	Pac-10 Game
5/19	at Arizona	L, 11-19	Pac-10 Game
5/20	at Arizona	W, 11-4	Pac-10 Game
5/21	at Arizona	W, 24-10	Pac-10 Game
5/26	Miami (OH)	W, 15-7	NCAA Regional (Tempe)
5/27	#13 Texas	W, 3-1	NCAA Regional (Tempe)
5/28	#13 Texas	L, 4-6	NCAA Regional (Tempe)
5/29	#13 Texas	L, 7-9	NCAA Regional (Tempe)



# ALL-TIME RESULTS

*continued*

3/3	#2 LSU	L, 7-15	
3/4	#2 LSU	T, 5-5	
3/6	Oral Roberts	W, 17-3	
3/9	South Florida	W, 16-5	
3/10	South Florida	W, 10-3	
3/11	South Florida	W, 12-4	
3/16	at California	W, 7-4	Pac-10 Game
3/17	at California	W, 4-2	Pac-10 Game
3/18	at California	L, 5-17	Pac-10 Game
3/24	at Oregon State	W, 10-2	Pac-10 Game
3/25	at Oregon State	L, 1-4	Pac-10 Game
3/26	at Oregon State	L, 2-12	Pac-10 Game
3/30	#1 Stanford	L, 2-6	Pac-10 Game
3/31	#1 Stanford	L, 2-5	Pac-10 Game
4/1	#1 Stanford	W, 6-5	Pac-10 Game
4/6	at #12 USC	L, 2-11	Pac-10 Game
4/7	at #12 USC	L, 1-5	Pac-10 Game
4/8	at #12 USC	W, 11-1	Pac-10 Game
4/9	at #14 CS Fullerton	L, 6-13	
4/12	Washington State	L, 1-2	Pac-10 Game
4/13	Washington State	W, 4-3	Pac-10 Game
4/14	Washington State	W, 14-4	Pac-10 Game
4/17	at New Mexico State	L, 16-19	
4/18	at Oklahoma	W, 5-3 (11)	at Bricktown Ballpark
4/19	at Oral Roberts	W, 5-2 (11)	
4/23	Gonzaga	W, 7-6	
4/24	Gonzaga	W, 9-1	
4/27	Arizona	W, 7-4	Pac-10 Game
4/28	Arizona	L, 1-3	Pac-10 Game
4/29	Arizona	W, 6-5 (11)	Pac-10 Game
5/1	at #19 Tennessee	L, 5-9 (10)	
5/2	at #19 Tennessee	W, 15-1	
5/12	at Washington	W, 11-6 (10)	Pac-10 Game
5/13	at Washington	W, 7-3	Pac-10 Game
5/14	at Washington	W, 17-1 (7)	Pac-10 Game
5/16	at Nevada	L, 4-6	
5/18	UCLA	W, 7-3	Pac-10 Game
5/19	UCLA	L, 1-3	Pac-10 Game
5/20	UCLA	W, 12-9	Pac-10 Game
5/25	#22 Texas Tech	W, 12-3	NCAA Regional (Fullerton)
5/26	#5 Cal State Fullerton	L, 3-13	NCAA Regional (Fullerton)
5/26	#22 Texas Tech	L, 8-9	NCAA Regional (Fullerton)

## 2002 (37-21)

Head Coach: Pat Murphy  
Pac-10 Record: 15-9 (3rd)  
Home Games Played at Hohokam Park

1/31	Oregon State	W, 13-5	Kajikawa Classic
2/1	Southern Utah	W, 12-0	Kajikawa Classic
2/2	Oral Roberts	W, 5-4	Kajikawa Classic
2/3	Southern Utah	W, 6-2	Kajikawa Classic
2/8	#25 Tennessee	W, 7-4	
2/9	#25 Tennessee	W, 8-1	
2/10	#25 Tennessee	W, 5-4	
2/15	at #3 Florida State	L, 4-9	
2/16	at #3 Florida State	L, 3-5	
2/17	at #3 Florida State	L, 4-6	
2/22	#12 CS Fullerton	L, 2-3	
2/23	#12 CS Fullerton	W, 9-4	
2/24	#12 CS Fullerton	L, 5-7	
3/1	Loyola Marymount	W, 15-2	
3/2	Loyola Marymount	W, 7-2	
3/3	Loyola Marymount	W, 10-5	
3/5	New Mexico State	W, 10-5	
3/8	UNLV	W, 10-0	Schaefer Classic (Tempe)
3/9	St. John's	W, 11-1	Schaefer Classic (Tempe)
3/10	#12 Oklahoma State	W, 7-2	Schaefer Classic (Tempe)
3/12	at New Mexico State	L, 7-7	
3/15	Oklahoma	L, 3-6	
3/16	Oklahoma	W, 6-4	
3/17	Oklahoma	L, 5-7	
3/22	at Arizona	W, 9-7	Pac-10 Game
3/23	at Arizona	W, 10-6	Pac-10 Game
3/24	at Arizona	L, 1-10	Pac-10 Game
3/28	Washington	L, 11-14	Pac-10 Game
3/29	Washington	W, 8-3	Pac-10 Game
3/30	Washington	W, 13-6	Pac-10 Game
4/1	at UNLV	L, 7-11	
4/5	at Washington State	L, 4-7	Pac-10 Game
4/6	at Washington State	W, 13-7	Pac-10 Game
4/7	at Washington State	W, 22-4	Pac-10 Game
4/12	at UCLA	W, 4-3 (11)	Pac-10 Game
4/13	at UCLA	L, 2-10	Pac-10 Game
4/14	at UCLA	W, 15-2	Pac-10 Game

4/19	California	L, 5-9	Pac-10 Game
4/20	California	W, 4-3 (10)	Pac-10 Game
4/21	California	L, 3-9	Pac-10 Game
4/24	at Oklahoma	W, 7-5	at Bricktown Ballpark
4/26	at Notre Dame	L, 4-9	
4/30	New Mexico State	W, 14-2	
5/10	at #7 Stanford	L, 3-5	Pac-10 Game
5/11	at #7 Stanford	W, 10-2	Pac-10 Game
5/12	at #7 Stanford	L, 1-3	Pac-10 Game
5/14	Portland	W, 14-2	
5/15	Portland	W, 16-7	
5/17	#19 USC	W, 3-1	Pac-10 Game
5/18	#19 USC	L, 5-9	Pac-10 Game
5/19	#19 USC	W, 17-8	Pac-10 Game
5/14	Oregon State	W, 13-7	Pac-10 Game
5/25	Oregon State	W, 9-8	Pac-10 Game
5/26	Oregon State	W, 5-2	Pac-10 Game
5/31	San Diego	W, 6-3	NCAA Regional (Mesa)
6/1	#7 Houston	L, 4-8	NCAA Regional (Mesa)
6/1	San Diego	W, 11-1	NCAA Regional (Mesa)
6/2	#7 Houston	L, 3-8	NCAA Regional (Mesa)

## 2003 (54-14)

Head Coach: Pat Murphy  
Pac-10 Record: 16-8 (2nd)

1/16	at Hawai'i-Hilo	W, 9-0	
1/17	at Hawai'i-Hilo	W, 10-5	
1/17	at Hawai'i-Hilo	W, 14-2	
1/18	at Hawai'i-Hilo	W, 18-3	
1/19	at Hawai'i-Hilo	W, 16-0	
1/19	at Hawai'i-Hilo	W, 18-5	
1/24	San Diego State	W, 7-5	
1/25	San Diego State	W, 4-3	
1/26	San Diego State	W, 24-9	
1/31	at #13 Long Beach St.	L, 5-11	
2/1	at #13 Long Beach St.	W, 3-0	
2/2	at #13 Long Beach St.	W, 4-2	
2/6	BYU	W, 5-5	
2/7	BYU	W, 17-6	
2/8	BYU	W, 6-4	
2/14	Gonzaga	W, 8-4	Coca-Cola Classic
2/15	Oklahoma State	W, 7-3	Coca-Cola Classic
2/16	Oregon State	W, 9-4	Coca-Cola Classic
2/17	Gonzaga	W, 17-5	
2/21	Dayton	W, 10-2	
2/22	#11 Notre Dame	W, 16-3	
2/23	#11 Notre Dame	W, 14-8	
2/28	Penn State	W, 13-0	
3/1	Penn State	W, 12-1	
3/2	Penn State	W, 11-7	
3/6	Cal State Northridge	W, 10-2	Bob Schaefer Classic
3/7	Southern Utah	W, 19-0	Bob Schaefer Classic
3/8	Utah	W, 6-4	Bob Schaefer Classic
3/9	Cal State Northridge	W, 12-2	Bob Schaefer Classic
3/14	#30 Oklahoma	L, 5-6	
3/15	#30 Oklahoma	W, 10-3	
3/16	#30 Oklahoma	W, 10-2	
3/18	#29 Wichita State	W, 9-2	
3/19	#29 Wichita State	L, 3-6	
3/22	#6 Stanford	W, 7-6 (11)	Pac-10 Game
3/23	#6 Stanford	L, 8-9 (10)	Pac-10 Game
3/24	#7 Stanford	L, 2-4	Pac-10 Game
3/28	at USC	W, 11-4	Pac-10 Game
3/29	at USC	L, 5-6	Pac-10 Game
3/30	at USC	W, 7-5	Pac-10 Game
4/2	New Mexico	L, 7-11	
4/7	Grand Canyon	W, 10-2	
4/11	at California	W, 11-3	Pac-10 Game
4/13	at California	W, 6-0	Pac-10 Game
4/13	at California	W, 10-1	Pac-10 Game
4/17	UCLA	L, 8-9	Pac-10 Game
4/18	UCLA	L, 7-8 (13)	Pac-10 Game
4/19	UCLA	W, 17-1	Pac-10 Game
4/25	Washington State	W, 21-0	Pac-10 Game
4/26	Washington State	W, 5-3 (10)	Pac-10 Game
4/27	Washington State	W, 25-0	Pac-10 Game
4/30	at Oklahoma	W, 9-4	at Bricktown Ballpark
5/6	UC Irvine	W, 11-1	
5/12	at Oregon State	W, 14-4	Pac-10 Game
5/13	at Oregon State	L, 1-6	Pac-10 Game
5/14	at Oregon State	W, 12-7	Pac-10 Game
5/17	at Washington	L, 1-5	Pac-10 Game
5/18	at Washington	W, 11-3	Pac-10 Game

5/19	at Washington	L, 4-6	Pac-10 Game
5/23	#15 Arizona	W, 5-2	Pac-10 Game
5/24	#15 Arizona	W, 16-0	Pac-10 Game
5/25	#15 Arizona	W, 15-2	Pac-10 Game
5/30	Central Conn. State	W, 14-2	NCAA Regional (Tempe)
5/31	New Mexico State	W, 15-0	NCAA Regional (Tempe)
6/1	#15 UNLV	W, 16-1	NCAA Regional (Tempe)
6/6	#3 Cal State Fullerton	L, 1-5	Super Regional (Fullerton)
6/7	#3 Cal State Fullerton	W, 7-6	Super Regional (Fullerton)
6/8	#3 Cal State Fullerton	L, 1-7	Super Regional (Fullerton)

## 2004 (41-18)

Head Coach: Pat Murphy  
Pac-10 Record: 13-11 (T-4th)

2/6	#18 Florida State	W, 2-1	
2/7	#18 Florida State	W, 10-9	
2/8	#18 Florida State	W, 12-6	
2/13	Cal State Northridge	W, 13-3	Coca-Cola Classic
2/14	Utah	W, 11-0	Coca-Cola Classic
2/15	Oklahoma	L, 0-6	Coca-Cola Classic
2/16	Gonzaga	W, 10-7	
2/20	Lamar	L, 4-5	Rice Baseball Classic
2/21	Memphis	W, 7-0	Rice Baseball Classic
2/22	at #1 Rice	W, 3-1	Rice Baseball Classic
2/24	#16 Arizona	W, 4-0	
2/27	Connecticut	W, 18-2	
2/28	Connecticut	W, 16-5	
2/1	Connecticut	W, 18-11	
3/5	#18 East Carolina	W, 7-6	
3/6	#18 East Carolina	W, 6-5	
3/7	#18 East Carolina	W, 7-5	
3/12	#11 Tulane	L, 3-5	
3/13	#11 Tulane	W, 11-3	
3/14	#11 Tulane	W, 5-1	
3/16	Oklahoma State	W, 3-2	
3/17	Oklahoma State	W, 16-6	
3/19	California	L, 7-9	Pac-10 Game
3/20	California	L, 8-20	Pac-10 Game
3/21	California	W, 8-4	Pac-10 Game
3/26	Washington	L, 1-11	Pac-10 Game
3/27	Washington	W, 9-4	Pac-10 Game
3/28	Washington	L, 6-8	Pac-10 Game
4/2	USC	W, 10-3	Pac-10 Game
4/3	USC	L, 5-14	Pac-10 Game
4/4	USC	L, 3-10	Pac-10 Game
4/8	#24 Oral Roberts	L, 7-9	
4/9	#24 Oral Roberts	W, 5-1	
4/10	#24 Oral Roberts	L, 5-6	
4/12	Arizona	W, 9-5	
4/16	at UCLA	W, 12-4	Pac-10 Game
4/17	at UCLA	W, 4-3	Pac-10 Game
4/18	at UCLA	L, 10-11	Pac-10 Game
4/23	at Washington State	W, 17-5	Pac-10 Game
4/24	at Washington State	W, 5-2	Pac-10 Game
4/25	at Washington State	L, 4-8	Pac-10 Game
4/27	at #7 Wichita State	W, 10-9	
4/28	at #7 Wichita State	W, 4-3	
5/3	New Mexico State	W, 19-2	
5/4	New Mexico State	W, 6-2	
5/14	Oregon State	W, 9-3	Pac-10 Game
5/15	Oregon State	W, 3-1	Pac-10 Game
5/16	Oregon State	W, 8-4	Pac-10 Game
5/18	at New Mexico	W, 22-4	
5/19	at New Mexico State	W, 12-5	
5/21	at Arizona	W, 8-3	Pac-10 Game
5/22	at Arizona	W, 7-2	Pac-10 Game
5/23	at Arizona	L, 7-13	Pac-10 Game
5/28	at #2 Stanford	L, 0-5	Pac-10 Game
5/29	at #2 Stanford	L, 3-10	Pac-10 Game
5/20	at #2 Stanford	W, 15-5	Pac-10 Game
6/4	Pepperdine	L, 5-15	NCAA Regional (Fullerton)
6/5	Minnesota	W, 6-4	NCAA Regional (Fullerton)
6/5	#9 Cal State Fullerton	L, 0-5	NCAA Regional (Fullerton)

Head Coach: Pat Murphy			
Pac-10 Record: 15-9 (3rd)			
1/28	#14 Long Beach State	L, 3-7	
1/29	#14 Long Beach State	W, 8-6	
1/30	#14 Long Beach State	L, 1-11	
2/4	New Mexico State	W, 12-0	Schaefer Classic (Tempe)
2/5	Gonzaga	W, 10-8	Schaefer Classic (Tempe)
2/6	Oregon State	L, 6-12	Schaefer Classic (Tempe)
2/7	New Mexico State	W, 11-10	Schaefer Classic (Tempe)
2/12	South Alabama	W, 7-2	Coca-Cola Classic
2/12	Oklahoma	W, 7-5	Coca-Cola Classic
2/13	Gonzaga	L, 0-2	Coca-Cola Classic
2/15	at #9 Arizona	L, 6-7	
2/18	at #1 Tulane	L, 2-8	
2/19	at #1 Tulane	L, 2-7	
2/20	at #1 Tulane	L, 3-9	
2/23	at #7 Arizona	L, 5-11	
2/25	#8 Baylor	W, 5-3	
2/26	#8 Baylor	W, 12-4	
2/27	#8 Baylor	L, 7-7	
3/4	#4 North Carolina	W, 4-3	Keith LeClair Invitational
3/5	at East Carolina	W, 10-3	Keith LeClair Invitational
3/6	Ohio State	W, 3-0	Keith LeClair Invitational
3/11	at #5 LSU	L, 5-6	
3/12	Western Illinois	W, 19-1	at Baton Rouge, La.
3/13	Western Illinois	W, 30-13	at Baton Rouge, La.
3/13	at #5 LSU	L, 3-20	
3/18	Oklahoma	W, 5-4	
3/19	Oklahoma	W, 5-1	
3/20	Oklahoma	W, 6-5	
3/24	at #21 USC	L, 8-9	Pac-10 Game
3/25	at #21 USC	W, 17-1	Pac-10 Game
3/26	at #21 USC	W, 2-1	Pac-10 Game
4/1	Wright State	W, 13-1	
4/2	Wright State	W, 11-3	
4/3	Wright State	W, 14-1	
4/9	at California	W, 11-7	Pac-10 Game
4/9	at California	L, 3-7	Pac-10 Game
4/10	at California	L, 3-4	Pac-10 Game
4/15	#14 Stanford	W, 9-2	Pac-10 Game
4/16	#14 Stanford	W, 6-5	Pac-10 Game
4/17	#14 Stanford	W, 10-9	Pac-10 Game
4/22	UCLA	W, 12-5	Pac-10 Game
4/23	UCLA	W, 16-2	Pac-10 Game
4/24	UCLA	W, 10-8	Pac-10 Game
4/29	at #6 Oregon State	L, 5-6	Pac-10 Game
4/30	at #6 Oregon State	W, 3-1	Pac-10 Game
5/1	at #6 Oregon State	L, 1-5	Pac-10 Game
5/4	Utah Valley State	L, 6-9	
5/14	#7 Arizona	W, 6-1	Pac-10 Game
5/15	#7 Arizona	L, 7-16	Pac-10 Game
5/16	#7 Arizona	L, 1-18	Pac-10 Game
5/20	at Washington	L, 4-6	Pac-10 Game
5/21	at Washington	L, 3-5	Pac-10 Game
5/22	at Washington	W, 2-1	Pac-10 Game
5/27	Washington State	W, 8-2	Pac-10 Game
5/28	Washington State	W, 16-6	Pac-10 Game
2/1	Washington State	W, 7-2	Pac-10 Game
6/3	East Carolina	W, 9-6	NCAA Regional (Tempe)
6/4	#24 Coastal Carolina	W, 11-3	NCAA Regional (Tempe)
6/5	#24 Coastal Carolina	W, 9-5	NCAA Regional (Tempe)
6/10	#3 Cal State Fullerton	L, 2-3	Super Regional (Fullerton)
6/11	#3 Cal State Fullerton	W, 6-2	Super Regional (Fullerton)
6/12	#3 Cal State Fullerton	W, 9-8	Super Regional (Fullerton)
6/17	#2 Nebraska	L, 3-5	College World Series
6/19	#6 Tennessee	W, 4-2	College World Series
6/21	#2 Nebraska	W, 8-7	College World Series
6/22	#5 Florida	W, 6-1	College World Series
6/23	#5 Florida	L, 3-6	College World Series





2/3	Northern Illinois	W, 5-3	
2/4	Northern Illinois	W, 9-6	
2/5	Northern Illinois	W, 8-3	
2/10	Gonzaga	L, 1-9	Coca-Cola Classic
2/11	#2 Oregon State	L, 0-11	Coca-Cola Classic
2/12	Nevada	L, 8-12	Coca-Cola Classic
2/17	Houston	W, 4-3	
2/18	Houston	W, 11-1	
2/19	Houston	W, 8-6	
2/25	at #20 Baylor	W, 9-5	
2/25	at #20 Baylor	W, 11-3	
2/26	at #20 Baylor	L, 3-5	
2/28	Texas Tech	W, 13-5	
3/3	Auburn	W, 14-2	
3/4	Auburn	W, 12-3	
3/5	Auburn	W, 8-1	
3/10	Texas A&M-CC	W, 10-2	Whataburger Classic
3/11	#1 Rice	W, 6-5 (10)	Whataburger Classic
3/12	TCU	W, 3-1	Whataburger Classic
3/14	at #11 Texas	L, 6-11	
3/17	#21 Oklahoma	W, 8-7	
3/18	#21 Oklahoma	L, 8-15	
3/24	Penn State	W, 8-5	
3/25	Penn State	W, 15-5	
3/26	Penn State	W, 9-7	
3/31	at Washington State	L, 1-6	Pac-10 Game
3/31	at Washington State	W, 8-3	Pac-10 Game
4/1	at Washington State	W, 2-1	Pac-10 Game
4/2	Arizona	L, 8-12	at Chase Field
4/7	Washington	L, 0-8	Pac-10 Game
4/8	Washington	W, 12-7	Pac-10 Game
4/9	Washington	W, 8-7 (11)	Pac-10 Game
4/13	#18 USC	L, 12-13	Pac-10 Game
4/14	#18 USC	W, 10-9 (10)	Pac-10 Game
4/15	#18 USC	W, 8-7	Pac-10 Game
4/17	at Texas Tech	L, 2-7	
4/21	at UCLA	W, 3-2	Pac-10 Game
4/22	at UCLA	L, 1-5	Pac-10 Game
4/23	at UCLA	L, 10-11 (10)	Pac-10 Game
4/28	at Stanford	L, 1-7	Pac-10 Game
4/29	at Stanford	W, 11-7	Pac-10 Game
4/30	at Stanford	L, 4-11	Pac-10 Game
5/2	Arizona	W, 22-8	
5/12	#4 Oregon State	W, 10-3	Pac-10 Game
5/13	#4 Oregon State	W, 6-3	Pac-10 Game
5/14	#4 Oregon State	L, 8-9	Pac-10 Game
5/19	at Arizona	W, 15-6	Pac-10 Game
5/20	at Arizona	L, 12-18	Pac-10 Game
5/21	at Arizona	L, 4-5	Pac-10 Game
5/26	California	W, 13-5	Pac-10 Game
5/27	California	W, 9-3	Pac-10 Game
5/28	California	W, 7-6 (11)	Pac-10 Game
6/3	Baylor	L, 2-3	NCAA Regional (Houston)
6/3	Prairie View A&M	W, 13-4	NCAA Regional (Houston)
6/4	Baylor	L, 2-7	NCAA Regional (Houston)

#### 2007 (5-15)\*\*

Head Coach: Pat Murphy			
Pac-10 Record: 2-5 (1st)**			
2/2	*Southern Utah	W, 20-1	
2/3	*Southern Utah	W, 18-4	
2/4	*Southern Utah	W, 23-3	
2/9	*Texas A&M	W, 5-4	Houston College Classic
2/10	#5 Vanderbilt	L, 6-7 (10)	Houston College Classic
2/11	*Houston	W, 11-1	Houston College Classic
2/15	Missouri	W, 7-1	
2/16	Missouri	L, 3-2	Coca-Cola Classic
2/17	#15 Oregon State	L, 4-12	Coca-Cola Classic
2/18	*Gonzaga	W, 9-2	Coca-Cola Classic
2/23	*UAB	W, 11-3	
2/24	*UAB	W, 13-2	
2/15	*UAB	W, 12-5	
2/27	*at #12 Arizona	W, 22-8	
3/2	*at #23 Auburn	W, 8-2	
3/3	at #23 Auburn	L, 8-11	
3/4	at #23 Auburn	L, 6-7	
3/9	*#19 Long Beach St.	W, 7-6	
3/10	*#19 Long Beach St.	L, 7-8	
3/11	*#19 Long Beach St.	L, 9-16	
3/13	*#28 Kansas State	W, 9-6	
3/14	*#28 Kansas State	W, 6-2	
3/16	*Maine	W, 12-3	

3/17	Maine	W, 12-1	
3/17	*Maine	W, 23-2	
3/18	*Maine	W, 11-5	
3/23	*at #19 USC	W, 10-0	Pac-10 Game
3/24	*at #19 USC	W, 4-3	Pac-10 Game
3/25	at #19 USC	L, 13-14	Pac-10 Game
3/28	#23 Arizona	L, 5-6	at Chase Field
3/30	at Washington	L, 4-5	Pac-10 Game
3/31	at Washington	W, 11-5	Pac-10 Game
4/1	*at Washington	W, 8-5	Pac-10 Game
4/5	*Stanford	W, 5-4	Pac-10 Game
4/6	*Stanford	W, 12-8	Pac-10 Game
4/7	*Stanford	W, 14-1	Pac-10 Game
4/13	*Washington State	W, 8-3	Pac-10 Game
4/14	*Washington State	W, 4-3	Pac-10 Game
4/15	*Washington State	W, 16-6	Pac-10 Game
4/20	*#25 La-Lafayette	W, 8-2	
4/21	*#25 La-Lafayette	W, 11-8	
4/22	*#25 La-Lafayette	W, 9-6	
4/25	*Hawaii	W, 9-2	
4/27	at California	L, 2-4	Pac-10 Game
4/28	*at California	W, 15-2	Pac-10 Game
4/29	at California	L, 9-13	Pac-10 Game
5/11	*#10 UCLA	W, 16-14	Pac-10 Game
5/12	*#10 UCLA	W, 14-4	Pac-10 Game
5/13	*#10 UCLA	W, 11-10	Pac-10 Game
5/16	Utah Valley State	W, 11-3	
5/18	*at #16 Oregon State	W, 4-3	Pac-10 Game
5/19	*at #16 Oregon State	W, 3-0	Pac-10 Game
5/20	at #16 Oregon State	W, 8-1	Pac-10 Game
5/23	*#10 Arizona	W, 8-5	Pac-10 Game
5/24	*#10 Arizona	W, 8-7	Pac-10 Game
5/25	*#10 Arizona	L, 5-14	Pac-10 Game
6/1	*Monmouth	W, 5-3	NCAA Regional (Tempe)
6/2	*#14 UC Riverside	W, 9-2	NCAA Regional (Tempe)
6/3	*Nebraska	W, 19-7	NCAA Regional (Tempe)
6/9	*#13 Mississippi	W, 4-3	Super Regional (Tempe)
6/10	*#13 Mississippi	W, 7-1	Super Regional (Tempe)
6/16	*#4 UC Irvine	W, 5-4	College World Series
6/18	#5 Oregon State	L, 6-12	College World Series
6/19	*#4 UC Irvine	L, 7-8 (10)	College World Series

\*\* 44 victories later vacated due to NCAA sanctions, including six in the NCAA Tournament. The Pac-10 Title and CWS appearance were also vacated. Actual on-field record was 49-15, 19-5 in the Pac-10.

\* Victory later vacated due to NCAA sanctions.

#### 2008 (49-13)

Head Coach: Pat Murphy			
Pac-10 Record: 16-8 (1st)			
2/22	Miami, OH	W, 8-0	DeMarini Inv.
2/23	#3 Vanderbilt	W, 18-6	DeMarini Inv.
2/24	*#7 Oregon State	W, 11-0	DeMarini Inv.
2/28	#8 Michigan	W, 15-4	Coca-Cola Classic (Tempe)
2/29	Hawaii	W, 3-0	Coca-Cola Classic
3/1	#8 Michigan	W, 8-4	Coca-Cola Classic
3/2	Portland	W, 5-2	Coca-Cola Classic (Tempe)
3/4	New Mexico	W, 18-1	
3/5	New Mexico	W, 10-1	
3/7	UMass	W, 13-4	
3/8	UMass	W, 13-4	
3/9	UMass	W, 17-9	
3/11	*#19 Arkansas	W, 6-5	
3/12	*#19 Arkansas	W, 7-4	
3/14	Troy	W, 15-9	
3/15	Troy	W, 8-1	
3/16	Troy	W, 7-1	
3/18	#2 Arizona	W, 6-5	
3/20	Northern Colorado	W, 13-3	Bob Schaefer Classic
3/21	Northern Colorado	L, 3-6	Bob Schaefer Classic
3/22	Florida International	W, 10-5	Bob Schaefer Classic
3/22	Florida International	W, 8-4	Bob Schaefer Classic
3/23	#5 UC Irvine	W, 11-3	Bob Schaefer Classic
3/28	USC	W, 16-5	Pac-10 Game
3/29	USC	W, 13-5	Pac-10 Game
3/30	USC	W, 5-2	Pac-10 Game
4/1	Wofford	W, 9-3	
4/2	Wofford	W, 12-4 (7)	
4/4	at #13 Stanford	W, 6-4 (10)	Pac-10 Game
4/5	at #13 Stanford	L, 2-12	Pac-10 Game
4/6	at #13 Stanford	L, 2-10	Pac-10 Game
4/11	at Washington State	W, 15-3	Pac-10 Game
4/12	at Washington State	L, 4-10	Pac-10 Game
4/13	at Washington State	W, 16-13	Pac-10 Game
4/18	Oregon State	L, 4-6	Pac-10 Game

4/19	Oregon State	L, 3-12	Pac-10 Game
4/20	Oregon State	W, 15-12	Pac-10 Game
4/22	at #15 CS Fullerton	L, 9-10	
4/23	at #15 CS Fullerton	W, 10-8 (10)	
4/25	#6 California	W, 11-7	Pac-10 Game
4/26	#6 California	W, 11-7	Pac-10 Game
4/27	#6 California	W, 18-2 (7)	Pac-10 Game
5/2	at UCLA	W, 10-5	Pac-10 Game
5/3	at UCLA	L, 3-8	Pac-10 Game
5/4	at UCLA	W, 11-8	Pac-10 Game
5/6	at Kansas State	L, 6-7	
5/7	at #10 Wichita State	W, 6-1	
5/10	Loyola Marymount	W, 6-1	
5/11	Loyola Marymount	W, 11-3	
5/12	Loyola Marymount	W, 12-10	
5/16	#30 Washington	W, 13-3	Pac-10 Game
5/17	#30 Washington	W, 11-4	Pac-10 Game
5/18	#30 Washington	W, 13-7	Pac-10 Game
5/22	at #16 Arizona	W, 13-6	Pac-10 Game
5/23	at #16 Arizona	L, 3-4 (11)	Pac-10 Game
5/24	at #16 Arizona	L, 4-7	Pac-10 Game
5/30	Stony Brook	W, 9-7	NCAA Regional (Tempe)
5/31	Oklahoma	W, 15-3	NCAA Regional (Tempe)
6/1	Oklahoma	W, 12-0	NCAA Regional (Tempe)
6/7	#17 Fresno State	W, 12-4	NCAA Super Regional (Tempe)
6/8	#17 Fresno State	L, 6-8	NCAA Super Regional (Tempe)
6/9	#17 Fresno State	L, 9-12	NCAA Super Regional (Tempe)

#### 2009 (51-14)

Head Coach: Pat Murphy			
Pac-10 Record: 21-6 (1st)			
2/20	Wisconsin-Milwaukee	W, 15-3	
2/21	Wisconsin-Milwaukee	W, 13-5	
2/21	Wisconsin-Milwaukee	W, 14-1	
2/22	Wisconsin-Milwaukee	W, 11-0	
2/24	#15 Missouri	W, 3-1	
2/26	#15 Missouri	W, 2-1	DeMarini Inv.
2/27	Northern Illinois	W, 6-1	DeMarini Inv.
2/28	#22 Oregon State	W, 6-3	DeMarini Inv.
3/1	#15 Missouri	L, 2-5 (8)	DeMarini Inv.
3/5	Holy Cross	W, 15-0	
3/6	Holy Cross	W, 12-1	
3/7	Holy Cross	W, 11-3	
3/10	Kansas State	L, 2-6	Coca-Cola Classic
3/11	Kansas State	W, 12-1	Coca-Cola Classic
3/13	Kansas	W, 9-4	Coca-Cola Classic
3/14	Kansas	L, 2-3	Coca-Cola Classic
3/15	Kansas	W, 12-10	Coca-Cola Classic
3/20	Arizona	W, 4-1	Pac-10 Game
3/21	Arizona	W, 7-3	Pac-10 Game
3/22	Arizona	W, 23-9	Pac-10 Game
3/27	at USC	W, 2-1	Pac-10 Game
3/28	at USC	W, 10-1	Pac-10 Game
3/29	at USC	L, 2-8	Pac-10 Game
3/31	#1 Cal State Fullerton	L, 5-7	
4/1	#1 Cal State Fullerton	W, 3-1	
4/3	at Washington	W, 3-1	Pac-10 Game at Sateco Field
4/4	at Washington	W, 12-1	Pac-10 Game
4/5	at Washington	W, 6-2	Pac-10 Game
4/7	at #1 Arkansas	L, 3-7	
4/8	at #1 Arkansas	L, 7-8	
4/10	Washington State	W, 13-3	Pac-10 Game
4/11	Washington State	W, 11-1	Pac-10 Game
4/12	Washington State	L, 4-10	Pac-10 Game
4/17	Stanford	W, 14-6	Pac-10 Game
4/18	Stanford	W, 7-2	Pac-10 Game
4/19	Stanford	W, 6-3	Pac-10 Game
4/21	#20 Hawaii	W, 17-2	
4/24	at Cal	W, 3-1	Pac-10 Game
4/25	at Cal	L, 6-10	Pac-10 Game
4/26	at Cal	W, 6-5	Pac-10 Game
4/29	at Arizona	W, 20-3	
5/1	at #22 Oregon State	W, 4-2	Pac-10 Game
5/2	at #22 Oregon State	L, 3-4	Pac-10 Game
5/3	at #22 Oregon State	L, 5-10	Pac-10 Game
5/5	San Diego	W, 8-7 (11)	
5/6	San Diego	W, 7-6	
5/8	Winthrop	W, 14-3	
5/9	Winthrop	W, 10-9	
5/10	Winthrop	W, 5-0	
5/15	Oregon	W, 9-0	Pac-10 Game
5/16	Oregon	W, 10-2	Pac-10 Game

5/17	Oregon	W, 8-0	Pac-10 Game
5/20	at Arizona	W, 9-3	
5/22	UCLA	W, 4-0	Pac-10 Game
5/23	UCLA	L, 4-10	Pac-10 Game
5/24	UCLA	W, 6-5	Pac-10 Game
5/29	Kent State	W, 17-6	NCAA Regional (Tempe)
5/30	Oral Roberts	W, 4-1	NCAA Regional (Tempe)
5/31	Oral Roberts	W, 8-3	NCAA Regional (Tempe)
6/6	#13 Clemson	W, 7-4	Super Regional (Tempe)
6/7	#13 Clemson	W, 8-2	Super Regional (Tempe)
6/14	#4 North Carolina	W, 5-2 (10)	College World Series
6/16	#4 Texas	L, 6-10	College World Series
6/18	#4 North Carolina	W, 12-5	College World Series
6/19	#4 Texas	L, 3-4	College World Series

#### 2010 (52-10)

Head Coach: Tim Esmay			
Pac-10 Record: 20-7 (1st)			
2/19	Northern Illinois	W, 8-0	
2/20	Northern Illinois	W, 10-5	
2/20	Northern Illinois	W, 26-1	
2/26	Towson	W, 15-1	
2/27	Towson	W, 9-1	
2/27	Towson	W, 11-6	
2/28	Towson	W, 5-4	
3/4	Cal Poly	W, 12-9	Coca-Cola Classic
3/5	#10 Oregon State	W, 6-4	Coca-Cola Classic
3/6	UC Riverside	W, 16-2	Coca-Cola Classic
3/7	FIU	W, 4-1 (7)	Coca-Cola Classic
3/9	Grand Canyon	W, 4-2	
3/12	Auburn	W, 9-8	
3/13	Auburn	W, 16-7	
3/14	Auburn	W, 8-3	
3/16	at #29 CS Fullerton	W, 6-5	
3/17	at #29 CS Fullerton	W, 8-6	
3/19	Houston	W, 10-1	
3/20	Houston	W, 6-0	
3/21	Houston	W, 6-5	
3/26	Cal	W, 12-5	Pac-10 Game
3/27	Cal	W, 6-1	Pac-10 Game
3/28	Cal	W, 3-2	Pac-10 Game
4/1	at Oregon	W, 1-0	Pac-10 Game
4/2	at Oregon	L, 5-6 (12)	Pac-10 Game
4/3	at Oregon	W, 7-3	Pac-10 Game
4/5	San Diego	W, 15-0	
4/6	San Diego	W, 11-6	
4/9	at Washington State	L, 5-6	Pac-10 Game
4/10	at Washington State	W, 11-7	Pac-10 Game
4/11	at Washington State	L, 5-9	Pac-10 Game
4/16	USC	W, 5-4	Pac-10 Game
4/17	USC	W, 5-3	Pac-10 Game
4/18	USC	W, 14-6	Pac-10 Game
4/20	#15 Arizona	L, 2-4	
4/23	Washington	W, 10-2	Pac-10 Game
4/24	Washington	L, 4-9	Pac-10 Game
4/25	Washington	W, 10-4	Pac-10 Game
4/27	San Francisco	W, 11-5	
4/28	San Francisco	W, 21-3	
4/30	at #4 UCLA	W, 5-1	Pac-10 Game
5/1	at #4 UCLA	W, 6-1	Pac-10 Game
5/2	at #4 UCLA	W, 12-3	Pac-10 Game
5/4	#20 Arizona	W, 13-1	
5/10	BYU	W, 14-0	
5/11	BYU	W, 7-2	
5/15	at #25 Arizona	W, 12-4	Pac-10 Game
5/16	at #25 Arizona	L, 4-13	Pac-10 Game
5/17	at #25 Arizona	W, 4-2	Pac-10 Game
5/21	Oregon State	W, 10-4	Pac-10 Game
5/22	Oregon State	W, 6-5	Pac-10 Game
5/23	Oregon State	L, 8-9	Pac-10 Game
5/27	at #25 Stanford	W, 4-2	Pac-10 Game
5/28	at #25 Stanford	L, 2-5	Pac-10 Game
5/29	at #25 Stanford	W, 8-6	Pac-10 Game
6/4	Milwaukee	W, 6-2	NCAA Regional (Tempe)
6/5	Hawaïi	W, 12-1	NCAA Regional (Tempe)
6/6	Hawaïi	W, 8-4	NCAA Regional (Tempe)
6/12	#15 Arkansas	W, 7-6 (12)	NCAA Super Regional (Tempe)
6/13	#15 Arkansas	W, 7-5 (12)	NCAA Super Regional (Tempe)
6/21	#8 Clemson	L, 3-6	College World Series
6/22	#5 South Carolina	L, 4-11	College World Series

**2011 (43-18)**

Head Coach: Tim Esmay

Pac-10 Record: 17-10 (T-2nd)

2/18	New Mexico	W, 8-2	
2/20	New Mexico	W, 8-1	
2/20	New Mexico	W, 7-5	
2/25	Delaware	L, 3-7	
2/26	Delaware	W, 9-2	
2/26	Delaware	W, 10-2	
2/27	Delaware	W, 13-4	
3/3	CS Bakersfield	L, 1-2 (10)	Coca-Cola Classic
3/4	Northern Illinois	W, 10-9	Coca-Cola Classic
3/5	Kansas	W, 4-3	Coca-Cola Classic
3/6	UC Riverside	W, 5-4 (11)	Coca-Cola Classic
3/11	at #23 Auburn	W, 8-7	
3/12	at #23 Auburn	W, 9-5	
3/13	at #23 Auburn	L, 8-10	
3/15	#2 Oklahoma	W, 6-2	
3/16	#2 Oklahoma	W, 6-4	
3/18	Oral Roberts	W, 5-1	
3/19	Oral Roberts	W, 4-3	
3/20	Oral Roberts	L, 2-5	
3/22	at #13 CS Fullerton	L, 3-7	
3/23	at #13 CS Fullerton	W, 10-1	
3/25	#15 Arizona	L, 2-5	Pac-10 Game
3/26	#15 Arizona	W, 5-1	Pac-10 Game
3/27	#15 Arizona	W, 8-1	Pac-10 Game
4/1	Oregon	W, 5-2	Pac-10 Game
4/2	Oregon	W, 3-1	Pac-10 Game
4/3	Oregon	W, 8-0	Pac-10 Game
4/5	at #21 Arizona	W, 10-5	
4/8	at #19 Oregon State	L, 3-5	Pac-10 Game
4/9	at #19 Oregon State	L, 6-7	Pac-10 Game
4/10	at #19 Oregon State	L, 6-9	Pac-10 Game
4/15	Washington State	W, 3-1	Pac-10 Game
4/16	Washington State	W, 8-2	Pac-10 Game
4/17	Washington State	W, 10-4	Pac-10 Game
4/21	at #15 Cal	W, 6-4 (17)	Pac-10 Game
4/22	at #15 Cal	W, 5-0	Pac-10 Game
4/23	at #15 Cal	W, 6-0	Pac-10 Game
4/26	at Arizona	W, 4-3	
4/29	#21 Stanford	W, 12-10	Pac-10 Game
4/30	#21 Stanford	L, 4-6	Pac-10 Game
5/1	#21 Stanford	W, 7-1	Pac-10 Game
5/2	BYU	W, 3-0	
5/3	BYU	L, 4-6	
5/6	Long Beach State	W, 6-3	
5/7	Long Beach State	W, 9-2	
5/8	Long Beach State	W, 17-9	
5/13	at USC	L, 1-5	Pac-10 Game
5/14	at USC	W, 7-4	Pac-10 Game
5/15	at USC	L, 2-6	Pac-10 Game
5/20	at Washington	W, 6-0	Pac-10 Game
5/21	at Washington	W, 12-0	Pac-10 Game
5/22	at Washington	L, 0-3	Pac-10 Game
5/27	#17 UCLA	L, 3-10	Pac-10 Game
5/28	#17 UCLA	L, 0-7	Pac-10 Game
5/29	#17 UCLA	W, 10-5	Pac-10 Game
6/3	New Mexico	W, 4-2	NCAA Regional (Tempe)
6/4	Charlotte	W, 16-1	NCAA Regional (Tempe)
6/5	#19 Arkansas	W, 13-4	NCAA Regional (Tempe)
6/10	at #5 Texas	W, 3-1	NCAA Super Regional (Austin)
6/11	at #5 Texas	L, 1-5	NCAA Super Regional (Austin)
6/12	at #5 Texas	L, 2-4	NCAA Super Regional (Austin)

**2012 (36-20)**

Head Coach: Tim Esmay

Pac-12 Record: 18-12 (T-4th)

2/17	Western Michigan	W, 10-0	
2/18	Western Michigan	W, 13-0	
2/19	Western Michigan	W, 17-2	
2/24	UC Riverside	W, 11-3	
2/25	UC Riverside	L, 1-3	
2/26	UC Riverside	W, 11-2	
3/1	Saint Louis	W, 9-1	Coca-Cola Classic
3/2	Northern Illinois	W, 4-3	Coca-Cola Classic
3/3	Winthrop	W, 17-2	Coca-Cola Classic
3/4	Saint Mary's	L, 3-4 (11)	Coca-Cola Classic
3/6	Texas Tech	L, 4-8	
3/9	at Long Beach State	W, 3-2 (12)	
3/10	at Long Beach State	L, 3-7	
3/11	at Long Beach State	W, 6-1	

3/13	Utah Valley	W, 9-0	
3/14	Utah Valley	L, 6-9	
3/16	at UCLA	L, 5-6	Pac-12 Game
3/18	at UCLA	L, 2-4	Pac-12 Game
3/18	at UCLA	W, 4-3	Pac-12 Game
3/21	UNLV	W, 4-2	
3/23	Cal	W, 5-1	Pac-12 Game
3/24	Cal	L, 2-3	Pac-12 Game
3/25	Cal	W, 9-6	Pac-12 Game
3/27	#13 Cal St. Fullerton	W, 1-0	
3/28	#13 Cal St. Fullerton	L, 5-9	
3/30	at #23 Oregon	L, 0-1	Pac-12 Game
3/31	at #23 Oregon	L, 1-3	Pac-12 Game
4/1	at #23 Oregon	L, 3-4	Pac-12 Game
4/5	#17 Oregon State	W, 8-2	Pac-12 Game
4/6	#17 Oregon State	W, 3-2	Pac-12 Game
4/7	#17 Oregon State	W, 5-1	Pac-12 Game
4/9	at New Mexico	L, 6-15	
4/10	at New Mexico	W, 3-1	
4/13	USC	W, 5-1	Pac-12 Game
4/14	USC	W, 4-0	Pac-12 Game
4/15	USC	W, 8-1	Pac-12 Game
4/17	#16 Arizona	W, 12-8	
4/20	at #6 Stanford	L, 5-17	Pac-12 Game
4/21	at #6 Stanford	L, 7-8	Pac-12 Game
4/22	at #6 Stanford	L, 5-9	Pac-12 Game
4/27	at Washington State	W, 7-4	Pac-12 Game
4/28	at Washington State	W, 2-0	Pac-12 Game
4/29	at Washington State	L, 6-7	Pac-12 Game
5/4	Utah	W, 5-3	Pac-12 Game
5/5	Utah	W, 17-1	Pac-12 Game
5/6	Utah	W, 4-2	Pac-12 Game
5/11	at Gonzaga	W, 4-2	
5/12	at Gonzaga	W, 10-1	
5/13	at Gonzaga	W, 3-1	
5/16	#8 Arizona	L, 2-10	
5/18	Washington	W, 7-5	Pac-12 Game
5/19	Washington	W, 8-4	Pac-12 Game
5/20	Washington	W, 9-6	Pac-12 Game
5/25	at #13 Arizona	L, 0-1	Pac-12 Game
5/26	at #13 Arizona	W, 9-7	Pac-12 Game
5/27	at #13 Arizona	L, 7-8	Pac-12 Game

**2013 (37-22-1)**

Head Coach: Tim Esmay

Pac-12 Record: 16-14 (T-4th)

2/15	Bethune-Cookman	W, 5-4	
2/16	Bethune-Cookman	W, 15-7	
2/17	Bethune-Cookman	L, 7-6	
2/22	Tennessee	W, 4-0	
2/23	Tennessee	L, 11-2	
2/24	Tennessee	W, 5-1	
2/28	#2 Arkansas	W, 3-2	Spring Training Classic
3/1	Pacific	W, 8-1	Spring Training Classic
3/2	#2 Arkansas	W, 3-1	Spring Training Classic
3/3	Gonzaga	T, 6-6 (8)	Spring Training Classic
3/8	Long Beach State	W, 4-0	
3/9	Long Beach State	W, 6-0	
3/10	Long Beach State	W, 11-2	
3/13	New Mexico	W, 4-3 (11)	
3/15	Washington State*	L, 15-4	Pac-12 Game
3/16	Washington State*	W, 4-1	Pac-12 Game
3/17	Washington State*	L, 11-8	Pac-12 Game
3/19	at Texas Tech	L, 8-7	
3/22	at #3 Oregon State*	L, 5-0	Pac-12 Game
3/23	at #3 Oregon State*	W, 4-0	Pac-12 Game
3/24	at #3 Oregon State*	L, 4-3	Pac-12 Game
3/28	#4 UCLA*	W, 4-1	Pac-12 Game
3/29	#4 UCLA*	W, 7-4	Pac-12 Game
3/30	#4 UCLA*	L, 12-10 (10)	Pac-12 Game
4/2	at Wichita State	W, 4-3	
4/3	at Wichita State	W, 4-2	
4/5	#5 Oregon*	W, 6-5 (11)	Pac-12 Game
4/6	#5 Oregon*	W, 14-9	Pac-12 Game
4/7	#5 Oregon*	L, 16-3	Pac-12 Game
4/10	at UNLV	W, 11-3	
4/12	at USC*	L, 5-0	Pac-12 Game
4/13	at USC*	W, 6-3	Pac-12 Game
4/14	at USC*	W, 6-5	Pac-12 Game
4/16	at Arizona	L, 10-9	
4/19	Valparaiso	W, 16-3	
4/20	Valparaiso	W, 15-3	

4/21	Valparaiso	L, 8-6	
4/24	UNLV	W, 5-2	
4/26	at Utah*	W, 5-4 (10)	Pac-12 Game
4/27	at Utah*	W, 5-1	Pac-12 Game
4/28	at Utah*	W, 9-6	Pac-12 Game
4/30	at Arizona	W, 7-5	
5/3	#22 Stanford*	L, 5-3	Pac-12 Game
5/4	#22 Stanford*	L, 9-8 (11)	Pac-12 Game
5/5	#22 Stanford*	W, 11-8	Pac-12 Game
5/10	at Cal*	L, 3-1	Pac-12 Game
5/11	at Cal*	W, 10-9	Pac-12 Game
5/12	at Cal*	W, 10-7	Pac-12 Game
5/15	Texas Tech	W, 8-5	
5/17	Arizona*	L, 10-7	Pac-12 Game
5/18	Arizona*	W, 6-3	Pac-12 Game
5/19	Arizona*	L, 7-6	Pac-12 Game
5/21	BYU	L, 8-3	
5/24	at Washington*	L, 8-7	Pac-12 Game
5/25	at Washington*	W, 14-4	Pac-12 Game
5/26	at Washington*	L, 7-2	Pac-12 Game
5/31	New Mexico	W, 4-3	NCAA Regional (Fullerton)
6/1	#3 Cal St. Fullerton	L, 0-1	NCAA Regional (Fullerton)
6/2	Columbia	W, 10-5	NCAA Regional (Fullerton)
6/2	#3 Cal St. Fullerton	L, 1-6	NCAA Regional (Fullerton)



# Arizona State Baseball In Postseason Play

**Postseason Summary\*\***

NCAA Appearances.....	36
All-Time NCAA Record.....	166-72 (.697)
Regional Appearances.....	30
Regional Titles.....	19
Record in Regionals.....	82-26
Record in Super Regionals.....	11-7
CWS Appearances.....	22
CWS Titles.....	5
CWS Runner-Up Finishes.....	5
Record at CWS.....	61-38 (.616)

**2013****Regional, at Fullerton, Calif.**

ASU 4, New Mexico 3  
Cal State Fullerton 1, ASU 0  
ASU 10, Columbia 5  
Cal State Fullerton 6, ASU 1

**2011****Regional, at Tempe, Ariz.**

ASU 4, New Mexico 2  
ASU 16, Charlotte 1  
ASU 13, Arkansas 4

**Super Regional, at Austin, Texas**

ASU 3, Texas 1  
Texas 5, ASU 1  
Texas 4, ASU 2

**2010****Regional, at Tempe, Ariz.**

ASU 6, Milwaukee 2  
ASU 12, Hawai'i 1  
ASU 8, Hawai'i 4

**Super Regional, at Tempe, Ariz.**

ASU 7, Arkansas 6 (12)  
ASU 7, Arkansas 5 (12)

**2010 College World Series**

Clemson 6, ASU 3  
South Carolina 11, ASU 4

**2009****Regional, at Tempe, Ariz.**

ASU 17, Kent State 6  
ASU 4, Oral Roberts 1  
ASU 8, Oral Roberts 3

**Super Regional, at Tempe, Ariz.**

ASU 7, Clemson 4  
ASU 8, Clemson 2

**2009 College World Series - 3rd Place**

ASU 5, North Carolina 2 (10)  
Texas 10, ASU 6  
ASU 12, North Carolina 5  
Texas 4, ASU 3

**2008****Regional, at Tempe, Ariz.**

ASU 9, Stony Brook 7  
ASU 15, Oklahoma 3  
ASU 12, Oklahoma 0

**Super Regional, at Tempe, Ariz.**

ASU 12, Fresno State 4  
Fresno State 8, ASU 6  
Fresno State 12, ASU 9

**2007\*****Regional, at Tempe, Ariz.**

\*ASU 5, Monmouth 3  
\*ASU 9, UC Riverside 2  
\*ASU 19, Nebraska 7

**Super Regional, at Tempe, Ariz.**

\*ASU 4, Mississippi 3  
\*ASU 7, Mississippi 1

**2007 College World Series**

\*ASU 5, UC Irvine 4  
Oregon State 12, ASU 6  
UC Irvine 8, ASU 7 (10)

**2006****Regional, at Houston, Texas**

Baylor 3, ASU 2  
ASU 13, Prairie View A&M 4  
Baylor 7, ASU 2

**2005****Regional, at Tempe, Ariz.**

ASU 9, East Carolina 6  
ASU 11, Coastal Carolina 3  
ASU 9, Coastal Carolina 5

**Super Regional, at Fullerton, Calif.**

Cal State Fullerton 3, ASU 2  
ASU 6, Cal State Fullerton 2  
ASU 9, Cal State Fullerton 8

**2005 College World Series - 3rd Place**

Nebraska 5, ASU 3  
ASU 4, Tennessee 2  
ASU 8, Nebraska 7 (11)  
ASU 6, Florida 1  
Florida 6, ASU 3

**2004****Regional, at Fullerton, Calif.**

Pepperdine 15, ASU 5  
ASU 6, Minnesota 4  
Cal State Fullerton 5, ASU 0

**2003****Regional, at Tempe, Ariz.**

ASU 14, Central Conn. State 2  
ASU 15, New Mexico State 0  
ASU 16, UNLV 1

**Super Regional, at Fullerton, Calif.**

Cal State Fullerton 5, ASU 1  
ASU 7, Cal State Fullerton 6  
Cal State Fullerton 7, ASU 1

**2002****Regional, at Mesa, Ariz.**

ASU 6, San Diego 3  
Houston 8, ASU 4  
ASU 11, San Diego 1  
Houston 8, ASU 3

**2001****Regional, at Fullerton, Calif.**

ASU 11, Texas Tech 3  
Cal State Fullerton 13, ASU 3  
Texas Tech 9, ASU 8

**2000****Regional, at Tempe, Ariz.**

ASU 15, Miami (Ohio) 7  
ASU 3, Texas 1  
Texas 6, ASU 4  
Texas 9, ASU 7

**1998****Regional, at Wichita, Kansas**

ASU 8, Arkansas 4  
Oklahoma State 13, ASU 8  
ASU 6, Wichita State 4  
ASU 13, Oklahoma State 5  
ASU 3, Georgia Tech 1

**1998 College World Series - 2nd Place**

ASU 11, Florida State 10  
ASU 9, Miami 2  
ASU 14, Long Beach State 4  
USC 21, ASU 14

**1997****Regional, at Coral Gables, Fla.**

ASU 10, Florida International 2  
ASU 3, Florida 2  
ASU 10, Miami 3  
Miami 7, ASU 6  
Miami 6, ASU 5

**1994****Regional, at Knoxville, Tenn.**

ASU 8, Western Carolina 6  
ASU 7, Wright State 4  
ASU 10, Tennessee 5  
ASU 5, Tennessee 4 (10)

**1994 College World Series- 3rd Place**

ASU 4, Miami 0  
Oklahoma 4, ASU 3 (11)  
ASU 9, Miami 5  
Oklahoma 6, ASU 1

**1993****Regional, at Tempe, Ariz.**

ASU 13, George Mason 4  
ASU 6, Minnesota 5  
ASU 9, CS Northridge 0  
ASU 12, St. John's 2

**1993 College World Series**

Wichita State 4, ASU 3 (11)  
Oklahoma State 6, ASU 5

**1992****Regional, at Wichita, Kan.**

CS Northridge 5, ASU 1  
Wichita State 3, ASU 1

**1990****Regional, at Tempe, Ariz.**

ASU 12, Pennsylvania 1  
ASU 11, Loyola Marymount 9  
Oklahoma State 17, ASU 9  
ASU 8, Washington State 6 (10)  
Oklahoma State 10, ASU 5

**1989****Regional, at Waterbury, Conn.**

ASU 5, George Washington 0  
ASU 15, Pennsylvania 4  
LeMoyne 4, ASU 2  
Arkansas 1, ASU 0

**1988****Regional, at Tempe, Ariz.**

Evansville 1, ASU 0  
ASU 13, Oklahoma 6  
ASU 27, UNLV 8  
ASU 11, Pepperdine 4  
ASU 10, Pepperdine 5

**1988 College World Series - 2nd Place**

ASU 4, California 2  
Wichita State 7, ASU 4  
ASU 10, Florida 1  
ASU 4, Wichita State 3 (10)  
ASU 19, Wichita State 1  
Stanford 9, ASU 4

**1987****Regional, at Tempe, Ariz.**

ASU 9, SW Missouri 5  
ASU 9, UCLA 3  
ASU 4, Pepperdine 2  
ASU 14, UCLA 4

**1987 College World Series**

Oklahoma State 8, ASU 3  
Florida State 3, ASU 0

**1984****Regional, at Tempe, Ariz.**

ASU 8, Washington State 4  
ASU 15, Hawaii 11  
ASU 5, Stanford 4

**1984 College World Series**

ASU 9, Miami 6  
ASU 23, Oklahoma State 12  
Texas 8, ASU 4  
Cal State Fullerton 6, ASU 1

**1983****Regional, at Tempe, Ariz.**

ASU 19, Brigham Young 11  
ASU 8, Cal State Fullerton 0  
ASU 7, Fresno State 2

**1983 College World Series - 3rd Place**

Alabama 6, ASU 5 (11)  
ASU 7, Maine 0  
ASU 6, Oklahoma State 5  
Alabama 6, ASU 0

**1982****Regional, at Tempe, Ariz.**

ASU 6, San Diego State 1  
Cal State Fullerton 10, ASU 9  
ASU 9, Houston 5  
Cal State Fullerton 8, ASU 7

**1981****Regional, at Tempe, Ariz.**

ASU 9, Gonzaga 6  
ASU 18, Cal State Fullerton 9  
ASU 12, Cal State Fullerton 7

**1981 College World Series - Title #5**

ASU 11, Texas 2  
ASU 4, Mississippi State 3  
Oklahoma State 11, ASU 10  
ASU 10, South Carolina 7  
ASU 12, Texas 3  
ASU 7, Oklahoma State 4

**1978****Regional, at Tempe, Ariz.**

UNLV 17, ASU 10  
ASU 14, Washington State 8  
ASU 30, UNLV 5  
ASU 17, Gonzaga 1  
ASU 11, Gonzaga 4

**1978 College World Series - 2nd Place**

ASU 13, St. John's 2  
ASU 7, Oral Roberts 6  
USC 5, ASU 2  
ASU 13, Miami 3  
USC 10, ASU 3

**1977****Regional, at Tempe, Ariz.**

ASU 6, Cal State Fullerton 2  
ASU 11, Washington State 7  
ASU 3, Washington State 2

**1977 College World Series - Title #4**

ASU 10, Clemson 7  
Southern Illinois 3, ASU 2  
ASU 8, Minnesota 4  
ASU 6, South Carolina 2  
ASU 10, Southern Illinois 0  
ASU 2, South Carolina 1

**1976****Regional, at Tempe, Ariz.**

ASU 13, Gonzaga 2  
ASU 11, Memphis State 4  
ASU 12, Minnesota 5

**1976 College World Series - 3rd Place**

ASU 7, Arizona 6  
Eastern Michigan 2, ASU 1  
ASU 9, Wash. St. 3  
ASU 7, Maine 0  
Arizona 5, ASU 1

**1975****Regional, at Tempe, Ariz.**

ASU 18, Washington State 2  
ASU 20, Puget Sound 3  
Washington State 8, ASU 7  
ASU 5, Washington State 1

**1975 College World Series - 3rd Place**

ASU 5, Cal State Fullerton 3  
ASU 5, Texas 2  
South Carolina 6, ASU 3  
ASU 1, Oklahoma 0  
South Carolina 4, ASU 1

**1973****District 7, at Mesa, Ariz.**

ASU 14, Denver 1  
ASU 14, Denver 0

**1973 College World Series - 2nd Place**

ASU 3, Penn State 1  
ASU 3, Minnesota 0  
USC 3, ASU 1  
ASU 6, Texas 5  
USC 4, ASU 3

**1972****District 7, at Mesa, Ariz.**

ASU 8, Weber State 1  
ASU 5, Weber State 0

**1972 College World Series - 2nd Place**

ASU 2, Iowa 1  
ASU 1, Oklahoma 0  
ASU 3, USC 0  
ASU 1, Temple 0  
USC 3, ASU 1  
USC 1, ASU 0

**1969****District 7, at Mesa, Ariz.**

ASU 7, Idaho 1  
ASU 3, Idaho 2

**1969 College World Series - Title #3**

Texas 4, ASU 0  
ASU 2, UCLA 1  
ASU 4, Massachusetts 2  
ASU 11, Tulsa 3  
ASU 4, NYU 1  
ASU 10, Tulsa 1

**1967****District 7, at Phoenix, Ariz.**

ASU 11, Air Force 0  
Air Force 5, ASU 2  
ASU 6, Air Force 0

**1967 College World Series - Title #2**

ASU 7, Oklahoma St. 2  
ASU 8, Boston College 1  
ASU 5, Stanford 3  
Houston 3, ASU 0  
ASU 4, Stanford 3  
ASU 11, Houston 2

**1965****District 7, at Phoenix, Ariz.**

ASU 7, Colorado State 2  
ASU 12, Colorado State 3

**1965 College World Series - Title #1**

ASU 14, Lafayette 1  
ASU 13, St. Louis 3  
ASU 9, Ohio St. 4  
ASU 6, St. Louis 2  
Ohio St. 7, ASU 3  
ASU 2, Ohio St. 1

**1964****District 7, at Colorado Springs, Colo.**

ASU 6, Air Force 1  
ASU 7, Air Force 6

**1964 College World Series**

Missouri 7, ASU 0  
ASU 5, Mississippi 0  
Maine 4, ASU 2

*\*\*.-Postseason appearance and victories in 2007 later vacated due to NCAA sanctions.  
Records listed do not reflect vacations.*

*\*.- All postseason wins in 2007 later  
vacated due to NCAA sanctions.*





# 1965 NATIONAL CHAMPIONS

The Sun Devils were hungry entering the 1965 season after making their first College World Series appearance the previous year. Though they made an early exit with two losses in three games in 1964, their journey to Omaha, Nebraska, had given them a taste of the good life.

There was no stopping Coach Bobby Winkles' team in '65. They stormed through the regular season with a 47-7 record, won the Western Athletic Conference title at 9-3 and swept two games from Colorado State in the District 7 playoffs in Phoenix to earn another trip to Omaha sporting a No.-1 national ranking from Collegiate Baseball.



Slugging center fielder Rick Monday was the backbone of that team. He batted .359 with a school-record 11 home runs and became the first of 13 Sun Devils to be named National Player of the Year. He was the first player chosen (by the Kansas City Athletics) in Major League Baseball's initial amateur draft. John Pavlik (12-0), Jim Merrick (13-2) and Ron Lea (11-3) headed the pitching staff.



## ASU VS. LAFAYETTE—JUNE 7

ASU entered the tourney ranked first in the final national poll prior to the CWS, and lived up to the billing. The Devils blasted three Lafayette pitchers for a 14-1 win. Top Sun Devil sluggers included starting pitcher John Pavlik (2-for-3, 1 RBI), Sal Bando (3-for-5 with a double, a homer and 3 RBI), Jim Armstrong (3-for-4, 2 RBI and 3 runs scored) and Glenn Smith, with a 3-for-4 performance. Pavlik limited Lafayette to just three singles in getting the win, and was helped by Alan Schmeltz in the ninth. Pavlik had a no-hitter for six innings before a run scored on three singles in the seventh.

										R	H	E
Arizona State	2	0	1	1	2	0	4	0	4	14	16	0
Lafayette	0	0	0	0	0	0	1	0	0	1	3	5

## ASU VS. ST. LOUIS—JUNE 8

Arizona State blasted open a close game in the fifth inning on a Duffy Dyer two-run homer to left, and eventually rode to a 13-3 demolition of the Billikens. Doug Nurnberg was the winner after relieving Ron Lea. Nurnberg came on in the fourth and struck out six in four and one-third innings before giving way to Al Schmeltz in the ninth. Leading Devil hitters were Sal Bando with three hits in five trips, five RBI and three runs scored; Dyer, who was 3-for-6 with two RBI; and Glenn Smith, who was 2-for-4 with four runs scored.

										R	H	E
Arizona State	0	1	1	0	3	4	0	4	0	13	15	1
St. Louis	0	2	0	1	0	0	0	0	0	3	6	3

## ASU VS. OHIO STATE—JUNE 9

The Sun Devils scored six runs in the first inning en route to a 9-4 triumph over the Buckeyes. Jim Armstrong drove in two runs on a single, Rick Monday and Sal Bando posted run-scoring singles, and two OSU errors provided opportunities for another two A-State runs. Monday homered in the second, and Luis Lagunas doubled in two runs in the ninth to complete ASU's scoring. The Buckeyes never came close, despite scoring three times in the eighth off winning pitcher Jim Merrick.

										R	H	E
Arizona State	6	1	0	0	0	0	0	0	2	9	12	4
Ohio State	0	0	0	1	0	0	0	3	0	4	9	4

## ASU VS. ST. LOUIS—JUNE 10

The Devils won a 6-2 decision over the Billikens, as John Pavlik went eight and one-third innings for the win. Relief help from Doug Nurnberg locked up the Devils' victory. The Devils scored two in the first frame on a single by Luis Lagunas that drove in Jim Gretta, while Sal Bando scored on an error. Three runs in the third frame locked it up for ASU, as Lagunas' single drove in Rick Monday and Bando again scored on an error. Jan Kleinman followed with a single to drive in Lagunas. Kleinman was 3-for-4 with one RBI, Lagunas was 2-for-3 and drove in two runs, and Gretta was 2-for-4 with an RBI and three stolen bases.

										R	H	E
Arizona State	2	0	3	0	0	0	0	1	0	6	11	2
St. Louis	1	0	0	0	0	0	0	0	1	2	6	2

## ASU VS. OHIO STATE—JUNE 11

The "Sun Devil Express" to the school's first national championship suffered a temporary setback as Ohio State took a 7-3 decision. Ohio State moved to a 4-1 lead after four and scored a pair of runs in the fifth that all but put the game away. Devils starter Ron Lea was relieved in the fifth by Al Schmeltz, while OSU starter John Durant went the distance and retired seven of the last eight men he faced. Ray Stadler was the top ASU man at the plate, with three RBI.

										R	H	E
Arizona State	0	0	0	0	1	0	2	0	0	3	6	3
Ohio State	1	0	0	3	2	0	0	1	X	7	9	0

## ASU VS. OHIO STATE—JUNE 12

Arizona State won its first national baseball crown in a 2-1 thriller over Ohio State. Sophomore reliever Doug Nurnberg was the man of the hour for the Devils, as he pitched his way out of a bases-loaded, no-out situation in the seventh, then stranded two runners in the top of the ninth. Nurnberg relieved starter Jim Merrick and came through with three innings of hitless ball while striking out four. ASU took the lead on a homer by Rick Monday in the first frame. What proved to be the winning run came for ASU after Sal Bando tripled in the sixth and then scored on Luis Lagunas' fly out to center. The championship victory was ASU's 54th win in the 62-game season, a national record at that time.

										R	H	E
Ohio State	0	0	0	1	0	0	0	0	0	1	3	1
Arizona State	1	0	0	0	0	1	0	0	X	2	5	2

## RESULTS (54-8)

ASU 7, San Fernando State 5	ASU 10, Oklahoma 2	Grand Canyon 7, ASU 3
ASU 11, San Fernando State 7	Oklahoma 2, ASU 0	ASU 7, San Diego 6
ASU 10, San Fernando State 5	ASU 7, Utah State 1	ASU 12, San Diego 3
Michigan 6, ASU 3	ASU 6, Utah State 4	ASU 18, San Diego 3
ASU 5, Michigan 2	ASU 9, Utah State 4	ASU 6, Arizona 0
ASU 11, Michigan 3	ASU 9, New Mexico 2	ASU 13, Arizona 5
ASU 7, Long Beach State 1	ASU 20, New Mexico 3	ASU 6, Arizona 2
Long Beach State 2, ASU 0	ASU 6, Wyoming 0	ASU 3, Utah 2
ASU 9, Long Beach State 4	ASU 8, Wyoming 0	ASU 3, Utah 2
ASU 15, Grand Canyon 2	ASU 10, Wyoming 3	ASU 2, Utah 1
ASU 8, Colorado State 0	ASU 7, Wyoming 0	ASU 7, Colorado State 2^
ASU 9, Colorado State 0	ASU 14, Sul Ross 2	ASU 12, Colorado State 3^
ASU 8, Colorado State 0	New Mexico 12, ASU 4	ASU 3, Colorado State 2
ASU 6, Ohio State 3	ASU 8, Sul Ross 2	ASU 14, Lafayette 1*
ASU 7, Ohio State 6	Arizona 12, ASU 3	ASU 13, St. Louis 3*
ASU 10, Ohio State 3	Arizona 4, ASU 1	ASU 9, Ohio State 4*
ASU 10, Oregon State 3	ASU 10, Arizona 4	ASU 6, St. Louis 2*
ASU 9, Oregon State 3	ASU 6, Grand Canyon 1	Ohio State 7, ASU 3*
ASU 2, Oregon State 0	ASU 9, New Mexico 5	ASU 2, Ohio State 1*
ASU 8, Colorado 2	New Mexico 12, ASU 11	^—District 7 Playoff
ASU 16, Colorado 3	ASU 3, New Mexico 2	*—College World Series

## 1965 ROSTER

2	Jim Merrick	LHP	23	Don Switzenberg	OF
3	Jan Kleinman	1B	24	Ray Stadler	C
4	Jim Armstrong	SS	25	Glenn Smith	OF
5	Luis Lagunas	2B	26	John Pavlik	RHP
6	Erin Peterson	2B	27	Rick Monday	OF
7	Tony Alesci	C			
8	Ron Lea	RHP	1	Bobby Winkles	Head Coach
9	Jack Smitheran	INF		Ramiro Lujan	Asst. Coach
10	Darrell Hoover	LHP		Ray Robison	Trainer
11	Ted Robison	RHP		Bob Piel	Manager
12	Duffy Dyer	C			
14	Larry Martin	OF	ALL CWS		
15	Rich Oliver	OF			
18	Sal Bando	3B	Sal Bando (MOP)	3B	
19	Dave Cartun	RHP	Luis Lagunas	2B	
20	Jim Gretta	OF	Rick Monday	OF	
21	Doug Nurnberg	RHP	Doug Nurnberg	RHP	
22	Al Schmeltz	RHP			



# 1967 NATIONAL CHAMPIONS

The 1967 Sun Devils did not have an easy path to Omaha, where they captured their second national championship in three years. The Devils lost four of their first five Western Athletic Conference games before rallying to capture the Southern Division title and earn a spot against Brigham Young University in the WAC playoffs.

In a game still considered by many the greatest in school history, the 11th-ranked Sun Devils beat 9th-ranked Arizona, 3-2, in a one-game Southern Division playoff in front of 8,314 fans at Phoenix Municipal Stadium. Sun Devil pitcher Gary Gentry, who had shut out the Wildcats, 3-0, in the final regular-season game, pitched all 15 innings of the four-hour, 17-minute marathon. Working on just two days' rest, Gentry scattered nine hits, walked five and struck out 18. He threw 208 pitches.



After disposing of BYU in the WAC championship series, the Sun Devils won two of three from Air Force in the District 7 playoffs in Phoenix to earn a spot in Omaha, where they won five of six games to claim National Title No. 2.



## ASU VS. OKLAHOMA STATE—JUNE 12

Arizona State defeated Oklahoma State by a 7-2 margin, using a five-run seventh frame and the superb pitching of Gary Gentry to forge the win. The Devils fell behind, 2-0, in the top half of the first, but rebounded with a solo homer by Scott Reid in the third and an RBI triple by Jack Lind that scored Dave Grangaard in the fourth to tie the score. In the seventh, the Devils' main artillery was a three-run homer by Scott Reid. Gentry struck out at least one man every inning. From the fifth inning on, he did not allow a base runner and struck out seven.

	R	H	E
Oklahoma St.	2	0	6
Arizona State	0	7	11

## ASU VS. BOSTON COLLEGE—JUNE 13

ASU turned in an 8-1 win over Boston College on the power of a four-hit performance by starting pitcher Tom Burgess. Burgess also provided some offense for the Devils, as he drove in three runs, including the winning run on his sacrifice fly in the second inning. Larry Linville went 3-for-4 to lead ASU at the plate, while Ron Davini was 2-for-3.

	R	H	E
Arizona State	0	8	10
Boston College	0	1	4

## ASU VS. STANFORD—JUNE 14

Unheralded sophomore hurler Larry Gura led ASU to a 5-3 win over No. 1-ranked Stanford. Gura came on in relief of starter Jeff Pentland after Stanford scored three runs in the first and then had runners on first and second in the top of the second inning. Gura came in and surrendered a single to load the bases before he calmly retired the side. From that point on, only four Stanford hitters reached first and none went farther. ASU scored on a single by Dave Grangaard and a double by Larry Linville, followed by Ron Davini's two-run double in the second frame. The Devils tied the score in the fifth on Scott Reid's run-scoring double. Moments later, Grangaard singled home Fred Nelson and Reid for the final margin of victory.

	R	H	E
Stanford	3	3	9
Arizona State	0	5	9

## ASU VS. HOUSTON—JUNE 16

The Sun Devils dropped a 3-0 decision to Houston, as ASU managed only four hits off Cougar starter Rick Brewer. Jeff Pentland went the distance for ASU, allowing just six hits while walking one and striking out 11. ASU had scoring opportunities in the third and seventh frames but was unable to capitalize. Tom Paciorek doubled to lead off the Houston second, and then scored on Ken Herbert's single. Paciorek tripled home G.J. Cantu in the fourth and scored when Herbert singled.

	R	H	E
Houston	0	3	6
Arizona State	0	0	4

## ASU VS. STANFORD—JUNE 17

Following ASU's loss to Houston, three teams remained in the CWS, each with one defeat. Houston drew a bye into the finals, and ASU and Stanford fought for the right to move to the final game against Houston. What resulted was a classic battle of two evenly matched squads, as ASU and Stanford struggled 14 innings before A-State won a 4-3 decision. ASU starter Gary Gentry and Stanford starter Rod Poteete locked horns in a pitcher's duel that lasted over three and one-half hours. Gentry allowed nine hits, walked six, struck out 15 and allowed no Stanford runners past first base after the sixth inning. Gentry was the man who eventually scored the winning run, after singling in the 14th frame. One out later, Scott Reid sent a fly ball deep to center that Stanford center fielder Jeff Rohlfing misjudged and was unable to recover and field. Reid's hit dropped in and Stanford dropped out of the tournament.

	R	H	E
Stanford	0	3	9
Arizona State	0	1	4

## ASU VS. HOUSTON—JUNE 18

ASU won its second NCAA championship in three years, with an 11-2 drubbing of Houston in the CWS finale. ASU starter Tom Burgess allowed 12 hits and four walks but struck out 15 men, including three whiffs of Cougar All-America Tom Paciorek for the Devils win. The Sun Devils went on top with three runs in the top of the first and never looked back, as four Houston hurlers tried to stem the Devils tide. Larry Linville, Scott Reid and Ralph Carpenter each collected a pair of RBI for the Devils, with Reid going 2-for-3 and scoring four runs. ASU catcher Ron Davini was named Outstanding Player of the CWS with a .409 series batting average.

	R	H	E
Houston	1	2	12
Arizona State	3	11	16

## RESULTS (53-12)

ASU 14, San Fernando State 0	ASU 9, Oklahoma 2	ASU 11, San Diego 1
ASU 8, San Fernando State 5	ASU 13, Oklahoma 2	ASU 6, Grand Canyon 2
ASU 7, San Fernando State 4	ASU 5, Utah State 4	ASU 7, New Mexico 2
ASU 11, Los Angeles State 5	ASU 20, Utah State 6	ASU 3, New Mexico 2
ASU 8, Los Angeles State 4	ASU 12, Utah State 1	ASU 8, New Mexico 3
ASU 8, Los Angeles State 2	ASU 12, Wyoming 3	ASU 3, Arizona 0
ASU 8, Los Angeles State 4	ASU 5, Wyoming 1	ASU 3, Arizona 0
ASU 2, UCLA 1	ASU 1, Wyoming 0	ASU 3, Arizona 2
ASU 12, Long Beach State 4	ASU 4, Wyoming 0	BYU 3, ASU 0
ASU 7, Long Beach State 6	ASU 5, Grand Canyon 4	ASU 6, BYU 2
Long Beach State 5, ASU 4	Arizona 6, ASU 0	ASU 4, BYU 3
ASU 3, Colorado State 0	Arizona 3, ASU 2	ASU 11, Air Force 0^
ASU 4, Santa Clara 1	ASU 3, Arizona 0	Air Force 5, ASU 2^
ASU 11, Colorado State 0	California Western 13, ASU 3	ASU 6, Air Force 0^
Oregon State 5, ASU 1	ASU 6, California Western 5	ASU 7, Oklahoma State 2*
Oregon State 7, ASU 5	ASU 6, California Western 5	ASU 8, Boston College 1*
ASU 7, Oregon State 3	ASU 4, Grand Canyon 2	ASU 5, Stanford 3*
ASU 10, Colorado State 9	New Mexico 5, ASU 2	Houston 3, ASU 0*
ASU 16, Colorado 3	New Mexico 17, ASU 13	ASU 4, Stanford 3*
ASU 15, Colorado 2	ASU 9, New Mexico 2	ASU 11, Stanford 2*
ASU 3, Oklahoma 0	ASU 10, San Diego 0	^—District 7 Playoff
ASU 1, Oklahoma 0	ASU 1, San Diego 0	*—College World Series

## 1967 ROSTER

2	Fred Nelson	INF	24	Jeff Pentland	LHP
3	Marc Musser	3B	25	Phil Herzog	C
4	Jack Lind	SS	26	Jim Brown	LHP
5	Dave Grangaard	3B	27	Richard Kwasny	LHP
6	Kent Perry	INF			
7	Scott Reid	OF	1	Bobby Winkles	Head Coach
8	Gary Gentry	RHP	9	Jack Smitheran	Asst. Coach
9	Ralph Carpenter	OF		Ray Robison	Trainer
10	Sam Chipps	RHP		Terry Edwards	Manager
11	Tom Burgess	RHP			
12	Randy Bobb	C		ALL CWS	
14	Larry Gura	LHP			
15	Bill Massarand	OF		Ron Davini (MOP)	C
16	Larry Linville	OF		Gary Gentry	RHP
17	Wayne Rice	OF		Dave Grangaard	3B
18	Roger Detter	INF		Jack Lind	SS
19	Ron Davini	C		Scott Reid	OF
21	Doug Nurnberg	RHP			
22	Bernie Vitek	1B			
23	Joe Paulson	1B			



# 1969 NATIONAL CHAMPIONS

After failing to return to Omaha in 1968, the Sun Devils put it all together with a monster season in 1969. They zipped through the WAC with a 15-3 conference record in the first year that league play was expanded from 12 to 18 games. After beating Idaho twice in the District 7 playoff in Phoenix, Coach Bobby Winkles' Devils stormed into Omaha with a 51-10 record and No. 1 national ranking.

Outfielder Paul Ray Powell led the Sun Devils in batting (.366), home runs (11) and RBI (73) and was named College Player of the Year by The Sporting News. Powell was a first-round pick of the Minnesota Twins in the 1969 June amateur draft, the seventh player drafted overall. Powell also played safety on the football team and led the nation in kick scoring in 1968.



Left-hander Larry Gura was the pitching star of the 1969 Sun Devils. He put together a season that still ranks as one of the best in college history. Gura set a NCAA record for pitching victories with a 19-2 record and established a school record with a sparkling 1.01 ERA. He struck out 196 batters in 169 innings. He made four pitching appearances — two as a starter and two in relief — as the Sun Devils shook off a first-round loss to Texas to win their third national title in Omaha.



## ASU VS. TEXAS—JUNE 13

Longhorn freshman pitcher Burt Hooten limited ASU to only three hits in this 4-0 ASU loss. A third-inning single by Terry Brenner, a fifth-inning single by Roger Detter and a sixth-inning single by Ralph Dick were the only Sun Devil offensive efforts. Sun Devil starter Larry Gura was still suffering the effects from a battle with the flu, and surrendered 10 hits before exiting in the seventh inning. Jim Crawford and Ken Hansen were the A-State relievers.

Texas	0	0	1	0	3	0	0	0	0	4	12	0
Arizona State	0	0	0	0	0	0	0	0	0	0	3	2

## ASU VS. UCLA—JUNE 14

Clutch pitching by Lerrin LaGrow and a costly Bruin error brought ASU a 2-1 win in 11 innings. With one out in the 11th, John Dolinsek singled to center and Paul Ray Powell was hit by a pitch. Billy Cotton followed with a ground ball to the mound, but UCLA pitcher Jim York threw wild into center, which allowed the winning Sun Devil run. LaGrow recorded four strikeouts while issuing just two walks and six hits.

ASU	0	0	1	0	0	0	0	0	0	1	2	8	2
UCLA	0	0	0	0	0	0	0	1	0	0	1	6	2

## ASU VS. MASSACHUSETTS—JUNE 17

Freshman pitcher Craig Swan won this one for the Devils, as ASU took a 4-2 win. Massachusetts had only five hits off Swan in six and two-thirds innings. Arizona State won the game by virtue of a big fifth inning, with five hits during that frame that powered all four ASU runs. The big hits in that inning were Roger Detter's RBI triple to left center, and Ralph Dick's single that sent Detter on to score. John Dolinsek and Paul Ray Powell then each hammered triples to drive in the other Sun Devil runs. Larry Gura relieved Swan in the seventh with two outs and runners at first and second, but quelled that potential rally in short order.

Massachusetts	0	0	0	1	0	0	1	0	0	2	5	3
Arizona State	0	0	0	0	4	0	0	0	X	4	9	0

## ASU VS. TULSA—JUNE 18

The Sun Devils' offensive punch was revived for this game, as ASU waltzed to an 11-3 win over the tourney's only undefeated team. Ken Hansen started for the Devils and gave way to Larry Gura in the fifth inning, and Gura came from the bullpen for the second time in as many games to record the win. Home runs by Paul Ray Powell (sixth, one on) and John Dolinsek (eighth, none on), as well as a pair of RBI each for Billy Cotton and Jeff Osborn were the keys in the A-State hitting attack. Dolinsek totaled three RBI for the day.

Arizona State	3	0	2	0	0	4	2	0	2	11	15	2
Tulsa	0	0	0	0	3	0	0	0	0	3	5	5

## ASU VS. NYU—JUNE 19

The hitting and pitching of Lerrin LaGrow made the difference for the Devils, as ASU turned back NYU by a 4-1 score. Trailing, 1-0, in the bottom of the sixth, LaGrow singled in Jeff Osborn and Lenny Randle to give ASU the lead. Roger Detter's sacrifice fly then scored Jack Collinge for an insurance run. LaGrow allowed five hits, walked four, struck out nine and went 3-for-4 with two RBI.

NYU	0	0	0	0	0	1	0	0	0	1	5	1
Arizona State	0	0	0	0	0	3	0	1	X	4	9	0

## ASU VS. TULSA—JUNE 20

A 10-1 victory over Tulsa brought ASU its third NCAA national championship in five years, as the pitching of Larry Gura and the strong hitting of virtually the entire lineup powered the win. Gura allowed only six hits, struck out 10 and did not issue a walk, while the Devils kept Tulsa pitching busy by banging out 11 hits. Billy Cotton and John Dolinsek, voted the tourney's outstanding player, both slammed home runs. Cotton's blast was a three-run shot in the fifth, while Dolinsek's was good for a pair of runs in the following frame. Gura's victory was his second of the tournament, as he concluded the year with a 19-2 record. ASU's Paul Ray Powell had three hits in the championship game to boost his season total to 89 base hits—good for an NCAA record at that time.

Tulsa	0	1	0	0	0	0	0	0	0	1	6	2
Arizona State	0	1	3	0	3	3	0	0	X	10	11	0

## RESULTS (56-11)

ASU 5, Cal Poly-Pomona 0	ASU 4, Southern Illinois 3	ASU 5, Northern Arizona 1
Chapman 13, ASU 8	ASU 5, Oklahoma 4	Arizona 2, ASU 0
ASU 9, Chapman 1	ASU 11, Wyoming 7	ASU 11, Arizona 0
ASU 11, Chapman 8	ASU 6, Wyoming 4	ASU 5, Arizona 0
ASU 3, Cal State-L.A. 1	ASU 11, Wyoming 4	ASU 4, Grand Canyon 0
ASU 9, Cal State-L.A. 3	ASU 18, Wyoming 9	ASU 2, UTEP 1
ASU 6, Cal State-L.A. 0	ASU 18, Wisconsin 0	ASU 10, UTEP 2
ASU 10, Albuquerque 0	ASU 11, Wisconsin 1	ASU 13, UTEP 1
ASU 8, Albuquerque 5	ASU 3, Wisconsin 1	ASU 3, New Mexico 1
ASU 3, San Diego State 2	ASU 12, Wisconsin 1	New Mexico 5, ASU 3
ASU 5, San Diego State 1	ASU 7, Wisconsin 2	ASU 14, New Mexico 0
San Fernando State 5, ASU 0	ASU 1, Wisconsin 0	ASU 1, BYU 0
San Fernando State 5, ASU 4	ASU 4, Arizona 3	ASU, BYU 0
San Fernando State 9, ASU 4	ASU 11, Arizona 7	ASU 7, Idaho 1^
Ohio State 10, ASU 5	Arizona 5, ASU 4	ASU 3, Idaho 2^
ASU 2, Ohio State 0	ASU 7, Grand Canyon 2	Texas 4, ASU 0*
ASU 5, Ohio State 0	ASU 5, UTEP 0	ASU 2, UCLA 1*
ASU 18, Michigan 14	ASU 11, UTEP 6	ASU 4, Massachusetts 2*
ASU 19, Michigan 3	ASU 11, UTEP 0	ASU 11, Tulsa 3*
ASU 5, Michigan 3	Albuquerque 12, ASU 10	ASU 4, New York 1*
ASU 6, Michigan 1	ASU 2, New Mexico 1	ASU 10, Tulsa 1*
Michigan 4, ASU 3	ASU 9, New Mexico 5	
ASU 5, Cal Poly-SLO 0	ASU 13, New Mexico 2	

## 1969 ROSTER

2	Lenny Randle	INF	24	Willie Harris	OF
3	John Dolinsek	OF	25	Joe Miller	RHP
4	Paul Ray Powell	OF	26	Ken Hansen	RHP
5	Bill Massarand	1B	27	Irv McDonald	C
6	Jeff Osborn	1B			
7	Ralph Dick	OF	1	Bobby Winkles	Head Coach
8	Roger Detter	INF	16	Jack Smitheran	Asst. Coach
9	Gene Kobar	1B			
10	Rick Valley	3B		ALL CWS	
11	Larry Gura	LHP			
14	Lerrin LaGrow	RHP		Billy Cotton	C
15	Tom Welton	INF		Roger Detter	SS
17	Jack Collinge	INF		John Dolinsek (MOP)	OF
18	Terry Brenner	3B		Larry Gura	LHP
20	Jim Crawford	LHP		Paul Ray Powell	OF
21	Bill Leinheiser	RHP			
22	Billy Cotton	C			
23	Craig Swan	RHP			





# 1977 NATIONAL CHAMPIONS

The 1977 Sun Devils were a determined bunch after compiling a 65-10 overall record and 17-1 WAC mark in 1976 but falling short in their quest for the school's fourth national title. Their 1977 record (57-12, 15-3) wasn't quite as impressive and they were down a bit in most statistical categories, but this time they got it right at Omaha.

Coach Jim Brock's Devils hit their stride in mid April, rolling up 19 consecutive victories in a streak that continued into the post season. They swept BYU in the WAC playoffs and stormed through a NCAA Regional tournament in Tempe with one victory over Cal State Fullerton and two over Washington State, taking a No. 1 national ranking into the College World Series.



Though they lacked the dominant pitching of some earlier ASU clubs, the Devils bludgeoned opponents with an attack that featured the likes of Bob Horner, Hubie Brooks, Chris Bando, Dave Hudgens and Jamie Allen. Horner won virtually every major college baseball award after leading the nation in hits (102), home runs (22), RBI (87) and total bases (191).



## ASU VS. CLEMSON—JUNE 10

Sun Devil bats blistered Clemson early, and ASU then hung on for a 10-7 win. The Devils knocked undefeated Clemson hurler Ron Musselman out of the game early with one run in the first and a three-run third inning. In the fifth, Jamie Allen led off with a homer and Steve Michael doubled in a run to give ASU a 6-0 lead, but ASU starter Jerry Vasquez faltered and allowed the Tigers five runs in the bottom of the inning. ASU rebounded with four runs in the sixth on Chris Nyman's leadoff homer, a two-run single by Bob Horner and Michael's run-scoring infield single. Mitch Dean took the win in relief, but not without the help of Jamie Allen, who came on to retire Clemson in the ninth.

										R	H	E
Arizona State	1	0	3	0	2	4	0	0	0	10	16	6
Clemson	0	0	0	0	5	0	0	2	0	7	11	1

## ASU VS. SOUTHERN ILLINOIS—JUNE 13

ASU missed too many scoring opportunities and fell to SIU, 3-2. ASU outhit the Salukis, 11-4, but the Devils left 11 men on base, seven of whom were in scoring position. A two-out single by Chris Bando in the first and a homer by Bob Horner in the fifth were the only Devil scores of the game. SIU's Neil Fiala tripled in one run and Jerry Disimone's single scored the second SIU run of the third frame. The winning run scored in the fifth when Fiala singled home Steve Stieb.

										R	H	E
Southern Illinois	0	0	2	0	1	0	0	0	0	3	4	2
Arizona State	1	0	0	0	1	0	0	0	0	2	11	2

## ASU VS. MINNESOTA—JUNE 14

ASU starter Jerry Vasquez got off to a shaky start but came back strong to lead the Devils to an 8-4 victory. Vasquez surrendered two runs in the first inning and an unearned run in the third, but during the final six innings, he allowed only two hits. The Devils took the lead in the second on an RBI single by Steve Michael, then Mike Henderson delivered a two-run single. Solo homers by Brandt Humphry and Bob Horner were the other major portions of the Sun Devil offense.

										R	H	E
Arizona State	0	3	1	3	0	0	0	1	0	8	14	3
Minnesota	2	0	1	0	0	0	1	0	0	4	6	1

## ASU VS. SOUTH CAROLINA—JUNE 16

An electrifying relief pitching performance by Jamie Allen and some clutch hitting earned ASU a 6-2 win over South Carolina. A walk to Allen forced in one Devil run in the fifth, and Bob Horner followed with a two-run single. Allen came on in the seventh to relieve ASU starter Mitch Dean, and Allen's antics on the mound became one of the Series' highlights. Allen captivated the crowd by jumping high into the air after each strike pitched, while a ball would produce a crouch or a lengthy glare at the opposing batter. Enthusiasm was the likeliest reason for Allen's exhibitions, but performance was the key to his superb relief pitching. After stranding three Gamecock runners in the seventh, Allen retired the side in order in the final two frames, with a pair of strikeouts in the eighth and one in the ninth.

										R	H	E
South Carolina	0	0	1	1	0	0	0	0	0	2	8	2
Arizona State	0	0	2	0	3	0	0	1	X	6	10	0

## ASU VS. SOUTHERN ILLINOIS—JUNE 17

ASU avenged the earlier CWS loss to Southern Illinois with a 10-0 lambasting of the Salukis. ASU totaled 19 hits during its barrage on SIU pitchers, including 13 hits off Saluki starter Dewey Robinson in the first four innings. ASU starter Darrell Jackson performed to the other extreme, allowing just three singles and only one Saluki runner to progress as far as third base. Main contributors to the Devil offense were Brandt Humphry, with four hits (three RBI with one homer), Chris Nyman (two RBI), and Bob Horner and Jamie Allen, who each had two RBI. The Devils came up just two hits short of the CWS record.

										R	H	E
Arizona State	1	1	3	2	2	0	0	1	0	10	19	0
South. Illinois	0	0	0	0	0	0	0	0	0	0	3	0

## ASU VS. SOUTH CAROLINA—JUNE 18

Arizona State earned its fourth NCAA championship with a superbly played 2-1 victory over a feisty South Carolina squad. The Devils went ahead early when Rick Peters scored after Mike Henderson singled. South Carolina countered with a solo homer by Steve King in the seventh to knot the score and provide a dramatic background for the eventual Devil victory. In the Sun Devil half of the inning, catcher Chris Bando rocked a one-out homer to right to provide the Devils with the winning margin. ASU starter Jerry Vasquez capped one of the most memorable years ever for a Devil pitcher with this victory—Vasquez went the distance for his 12th win of the year after joining the Devils earlier in the season as a walk-on player. ASU's Bob Horner was the MVP of the series, hitting .444 with two homers and nine RBI. The win boosted the Sun Devils' final season record to 57-12.

										R	H	E
South Carolina	0	0	0	0	0	0	1	0	0	1	5	3
Arizona State	0	0	1	0	0	0	1	0	X	2	7	1

## RESULTS (57-12)

ASU 12, Azusa Pacific 7	ASU 13, UNLV 12	ASU 12, New Mexico 4
ASU 15, Azusa Pacific 3	ASU 10, USC 3	ASU 11, New Mexico 2
ASU 4, Loyola Marymount 2	USC 10, ASU 8	ASU 14, New Mexico 1
ASU 9, Loyola Marymount 4	USC 9, ASU 6	ASU 17, Northern Arizona 10
ASU 10, Loyola Marymount 1	Arizona 9, ASU 8	ASU 27, UTEP 1
ASU 7, Chapman 5	ASU 18, Grand Canyon 8	ASU 4, UTEP 2
ASU 7, Chapman 6	ASU 10, Pepperdine 3	ASU 17, UTEP 1
ASU 22, Chapman 8	ASU 11, Oregon State 6	ASU 7, Arizona 2
ASU 5, Cal State Fullerton 4	ASU 10, Northern Arizona 8	ASU 11, Arizona 7
ASU 7, Cal State Fullerton 3	ASU 8, Arizona 7	ASU 7, BYU 2
Cal State Fullerton 9, ASU 8	Hawaii'i 3, ASU 0	ASU 8, BYU 1
ASU 9, LaVerne 8	Hawaii'i 6, ASU 0	ASU 6, Cal State Fullerton 2^
ASU 8, LaVerne 2	ASU 7, Hawaii'i 0	ASU 11, Washington State 7^
ASU 7, USC 5	ASU 13, Hawaii'i 3	ASU 3, Washington State 2^
USC 12, ASU 9	ASU 4, New Mexico 1	ASU 10, Clemson 7*
ASU 8, USC 4	New Mexico 2, ASU 1	Southern Illinois 3, ASU 2*
ASU 8, Cal State Northridge 6	New Mexico 4, ASU 2	ASU 8, Minnesota 4*
ASU 6, UNLV 5	ASU 15, UTEP 0	ASU 6, South Carolina 2*
ASU 7, UNLV 0	ASU 21, UTEP 4	ASU 10, Southern Illinois 0*
ASU 14, Wyoming 0	ASU 13, UTEP 2	ASU 2, South Carolina 1*
ASU 6, Fresno State 4	Arizona 9, ASU 6	^—NCAA Regional
ASU 4, Fresno State 3	ASU 10, Arizona 4	(Tempe, Ariz.)
ASU 9, Fresno State 5	ASU 13, Arizona 6	*—College World Series
UNLV 14, ASU 12	ASU 15, Grand Canyon 2	

## 1977 ROSTER

2	James Pearson	OF	25	Pat Gillie	RHP
3	Mike Parkinson	INF	27	Mitch Dean	RHP
4	Rick Peters	2B	28	Steve Michael	OF
5	Bob Horner	INF	29	Darrell Jackson	LHP
6	Chris Nyman	1B	31	Randy Whistler	C
7	Hubie Brooks	OF			
8	Tom Teuchert	P	33	Jim Brock	Head Coach
9	Dave Hudgens	OF	32	Pat Kuehner	Asst. Coach
10	Larry Eiler	LHP	34	Roger Schmuck	Asst. Coach
11	Jerry Vasquez	RHP		Doug Gerlach	SID
12	Jim Haggerty	LHP		Kim Hopfinger	Manager
14	Mike Henderson	SS		Rick Heumann	Manager
15	Casey Lindsey	LHP			
16	Mike Anicich	OF	ALL CWS		
17	Brandt Humphry	3B			
18	Tom Hawk	RHP		Jamie Allen	DH
19	Ed Irvine	OF		Mike Henderson	SS
20	Jamie Allen	INF		Bob Horner (MOP)	2B
21	Dale Eiler	C		Brandt Humphry	3B
22	Chris Bando	C		Chris Nyman	1B
23	Mike Hildebrandt	OF		Jerry Vasquez	RHP
24	Tom Van Der Meersche	RHP			



# 1981 NATIONAL CHAMPIONS

The 1981 Sun Devils launched the 1981 season with the slogan "Omaha and Fun in '81." They enjoyed themselves thoroughly, frolicking through the tough Pac-10 Southern Division with a 26-4 record, taking a No. 1-national ranking into the College World Series.

About the only blip was a three-game sweep at the hands of Stanford in a late-season road series, but the Devils rebounded to sweep rival Arizona in the final regular-season series to take some momentum into the post season. They beat Gonzaga once and Cal State Fullerton twice to sweep the NCAA West Regional in Tempe and earn a trip to Omaha.



A devastating offense led by Mike Sodders (.424, 22 HR, 100 RBI), Kevin Romine (.410, 81 R, 27 SB) and Stan Holmes (.366, 14 HR, 82 RBI) set school records for team batting average (.356), home runs (110) and runs (694). Other big contributors were Donnie Hill (.378, 81 R, 22 SB), Ricky Nelson (.345, 18 HR, 68 RBI) and Alvin Davis (.396, 72 R). The bullpen was the strength of the pitching staff. Kendall Carter led the nation in victories with a 19-1 record, mostly in relief. Kevin Dukes, who beat Oklahoma State in the national title game, was 8-2 with 12 saves.



## ASU VS. TEXAS—MAY 30

The Sun Devils' explosive offense scored early and often as ASU defeated Texas, 11-2, on the first day of competition. Left fielder Stan Holmes went a perfect 5-for-5 with six RBI and three runs scored as Arizona State scored in six of the nine innings played. First baseman Alvin Davis chipped in a 4-for-5 effort as well. A-State starter Kendall Carter pitched five and two-thirds innings of five-hit ball, allowing only two unearned runs in the fifth to pick up the win. Kevin Dukes came in and shut the Longhorns down over the next 3.1 innings, recording six strikeouts.

	R	H	E
Arizona State	0	2	3
Texas	0	0	0

## ASU VS. MISSISSIPPI STATE—JUNE 2

Behind the superb pitching of reliever Kevin Dukes, ASU held on to beat Mississippi State, 4-3, before a crowd of 10,589. Although the Devils jumped on the board first with a run in the second, the Bulldogs countered with three runs in the third to chase starting pitcher Randy Newman from the mound. Newman ended the night allowing five hits in 2.2 innings with five strikeouts and no walks. ASU would score three runs in the fourth to seal the win. Designated hitter Ricky Nelson went 2-for-4 with a run scored, while second baseman Kert Martinez went 1-for-3 with two RBI. Reliever Kevin Dukes pitched 6.1 innings of shutout ball to pick up the win on the mound.

	R	H	E
Mississippi St.	0	0	3
Arizona State	0	0	1

## ASU VS. OKLAHOMA STATE—JUNE 5

The Sun Devil bats were alive and well in ASU's third game of the CWS but fell just short in an 11-10 marathon loss to the Cowboys. It took the two teams 13 innings of play to decide a winner in this five-hour game. A record crowd of 15,333 was on hand to watch the thrilling game. With the score 10-7 in the top of the ninth, ASU scored three runs on Stan Holmes' home run to force the contest to extra innings. But the Cowboys would eventually score off of reliever Jim Boudreau in the bottom of the 13th as Eric Dorn singled home John Cardinalli to score the winning run. Left fielder Stan Holmes went 3-for-5 with seven RBI in this losing effort for the Devils. OSU reliever Craig Tice would pick up the win, pitching 4.0 innings of hitless ball.

	R	H	E
Arizona State	2	0	0
Oklahoma St.	6	0	0

## ASU VS. SOUTH CAROLINA—JUNE 6

Facing elimination, the Devils turned to ace Kendall Carter against the Gamecocks. ASU jumped out to an early 8-1 lead, but South Carolina would rally back to make it 8-5 after three. Arizona State, led by the bat of Alvin Davis, would score two huge runs in the eighth to make it 10-5. Davis went 3-4 with three RBI, while Lemmie Miller drove in two with his three hits. South Carolina would score two in the ninth, but Carter was able to finish off the Gamecocks and the complete game, winning his school-record tying 19th game and helping Arizona State live to play another day.

	R	H	E
Arizona State	4	0	4
South Carolina	0	1	4

## ASU VS. TEXAS—JUNE 7

With their backs to the wall, the Sun Devils would pull off another rout of Texas, 13-2, to advance to the title game. Arizona State would score most of its runs in chunks—four in the second and six in the eighth. Devil hitters chased Longhorn starter Dave Seiler after 1.2 innings. ASU's Jeff Ahern picked up the win, despite allowing nine walks through five innings. Texas would strand 13 runners in the game. Randy Newman notched his first save for the Devils, going 4.0 innings and allowing only one run. Shortstop Donnie Hill went 4-for-4 at the plate with two runs scored and two RBI. Third baseman Mike Sodders turned in a 3-for-4 performance with one run scored.

	R	H	E
Texas	1	0	0
Arizona State	1	4	0

## ASU VS. OKLAHOMA STATE—JUNE 8

Arizona State would claim its fifth NCAA title with a 7-4 win over Oklahoma State, avenging the earlier extra-inning loss. ASU pounded the Cowboy pitching staff for 13 hits before a crowd of 13,239 and capitalized on four OSU errors. Reliever Kevin Dukes would pick up his second win of the series, pitching 8.2 strong innings and allowing only two hits and two runs while striking out six. For the Devils, left fielder Stan Holmes, who was named Outstanding Player of the CWS, went 2-for-4 with a run scored and an RBI. Designated hitter Mike McCain turned in a 1-for-2 performance with an RBI as well. ASU's Alvin Davis, Mike Sodders, Lemmie Miller and Kevin Dukes were named to the all-tournament team. The potent Sun Devil offense batted .325 for the tournament with nine home runs in six games.

	R	H	E
Oklahoma State	2	0	1
Arizona State	2	0	2

## RESULTS (55-13)

ASU 6, Long Beach State 4	Fresno State 7, ASU 5	ASU 13, USC 2
ASU 15, Long Beach State 9	Santa Clara 2, ASU 0	ASU 7, Northern Arizona 4
ASU 21, Long Beach State 10	ASU 8, California 6	ASU 6, UCLA 5
Cal State Fullerton 3, ASU 1	ASU 10, California 6	ASU 10, UCLA 9
Cal State Fullerton 7, ASU 5	ASU 21, UTEP 0	ASU 14, UCLA 9
ASU 10, UC Riverside 5	ASU 7, USC 4	Stanford 18, ASU 3
ASU 12, Wichita State 10	ASU 20, USC 12	Stanford 9, ASU 4
Wichita State 10, ASU 9	ASU 10, USC 6	Stanford 16, ASU 4
ASU 11, Wichita State 2	Grand Canyon 5, ASU 3	ASU 10, Arizona 6
ASU 17, Azusa Pacific 10	ASU 9, Stanford 2	ASU 13, Arizona 4
ASU 9, Azusa Pacific 0	ASU 12, Stanford 7	ASU 6, Arizona 5
ASU 16, New Mexico 13	ASU 9, Stanford 6	ASU 9, Gonzaga 6^
ASU 19, New Mexico 5	ASU 17, Lewis & Clark 7	ASU 18, Cal State Fullerton 9^
ASU 10, New Mexico 2	Arizona 9, ASU 4	ASU 12, Cal State Fullerton 7^
ASU 14, LaVerne 4	ASU 10, Arizona 8	ASU 11, Texas 2*
ASU 12, LaVerne 4	ASU 23, Arizona 11	ASU 4, Mississippi State 3*
ASU 4, UNLV 3	ASU 14, Grand Canyon 9	Oklahoma State 11, ASU 10*
ASU 8, UNLV 3	ASU 8, California 7	ASU 10, South Carolina 7*
ASU 7, UNLV 5	ASU 19, California 5	ASU 12, Texas 3*
ASU 17, BYU 2	ASU 6, California 4	ASU 7, Oklahoma State 4*
BYU 5, ASU 4	ASU 8, California 4	^-NCAAREgional(Tempe,Ariz.)
ASU 13, UCLA 9	Northern Arizona 8, ASU 4	*-College World Series
ASU 10, UCLA 1	ASU 6, USC 0	
ASU 15, UCLA 5	ASU 13, USC 3	

## 1981 ROSTER

3	Randy Newman	LHP	27	Kendall Carter	RHP
4	Donnie Hill	SS	28	Ricky Nelson	RF
5	Stan Holmes	OF	29	Jim Boudreau	LHP
6	Bert Martinez	INF			
7	Mike McCain	INF	33	Jim Brock	Head Coach
8	Ric Wilson	C	34	Benny Hines	Asst. Coach
9	Alvin Davis	1B	21	Tim Kelly	Asst. Coach
10	Mark Brewer	RHP	11	Jack Lind	Asst. Coach
12	Kevin Romine	OF	2	Gary Tuck	JV Coach
14	Jeff Ahern	LHP		Lenny Currier	Trainer
15	Greg Steen	2B		Jeff Coy	SID
16	Mike Sodders	3B		Bob Young	Manager
17	Jim Tognozzi	C		Jim Riel	Manager
18	Barry Koch	RHP			
19	Kevin Dukes	LHP		ALL CWS	
20	Mike Pagel	RHP			
22	Chris Johnson	1B		Alvin Davis	1B
23	Lemmie Miller	CF		Kevin Dukes	LHP
24	Gib Seibert	OF		Stan Holmes (MOP)	OF
25	Jim Jefferson	RHP		Lemmie Miller	OF
				Mike Sodders	3B





# WALL OF HONOR

## National Players of the Year (14)

Rick Monday	<i>The Sporting News</i>	1965
Reggie Jackson	<i>The Sporting News</i>	1966
Gary Gentry	<i>The Sporting News</i>	1967
Paul Ray Powell	<i>The Sporting News</i>	1969
Eddie Bane	<i>The Sporting News</i>	1973
Jerry Maddox	Lefty Gomez Plate	1975
Floyd Bannister	<i>The Sporting News</i>	1976
	Lefty Gomez Plate	1976
Bob Horner	<i>The Sporting News</i>	1978
	Golden Spikes	1978
Mike Sodders	<i>Baseball America</i>	1981
Oddibe McDowell	<i>Baseball America</i>	1984
	Golden Spikes	1984
	<i>Collegiate Baseball</i>	1984
Mike Kelly	<i>Baseball America</i>	1990
	<i>Collegiate Baseball</i>	1990
	Bob Smith Award	1990
	<i>The Sporting News</i>	1990
Mike Kelly	Golden Spikes	1991
Paul Lo Duca	<i>The Sporting News</i>	1993
Mike Leake	ABCA	2009

## All-Americans (60 first team / 120 overall)

1963	Sterling Slaughter, RHP, first team
1964	Skip Hancock, RHP, second team
1965	Luis Lagunas, 2B, first team
1965	Rick Monday, OF, first team
1965	John Pavlik, RHP, second team
1966	Reggie Jackson, OF, first team
1967	Gary Gentry, RHP, first team
1967	Scott Reid, OF, first team
1968	Fred Nelson, 2B, first team
1969	Billy Cotton, C, second team
1969	Larry Gura, LHP, first team
1969	Paul Ray Powell, OF, first team
1970	Lenny Randle, SS, third team
1971	Alan Bannister, SS, first team
1971	Roger Schmuck, 1B, first team
1971	Craig Swan, RHP, third team
1972	Eddie Bane, LHP, third team
1972	Alan Bannister, SS, first team
1972	Craig Swan, RHP, first team
1973	Eddie Bane, LHP, first team
1973	Bill Berger, 2B, third team
1975	Jerry Maddox, SS, first team
1975	Floyd Bannister, LHP, first team
1975	John Poloni, LHP, second team
1976	Mike Colbern, OF, first team
1976	Floyd Bannister, LHP, first team
1976	Ken Landreaux, OF, first team
1976	John Poloni, LHP, second team
1977	Hubie Brooks, OF/SS, first team
1977	Dave Hudgens, 1B, second team
1977	Bob Horner, 2B, first team
1977	Ricky Peters, OF, third team
1978	Chris Bando, C, first team
1978	Hubie Brooks, OF/SS, first team
1978	Bob Horner, 3B, first team
1981	Kevin Romine, OF, first team
1981	Kendall Carter, RHP, first team

1981	Mike Sodders, 3B, first team
1982	Alvin Davis, 1B, second team
1982	Kevin Romine, OF, second team
1983	Oddibe McDowell, OF, first team
1984	Oddibe McDowell, OF, first team
1984	Todd Brown, OF, third team
1985	Barry Bonds, OF, second team
1986	Rick Morris, OF, third team
1987	Mike Benjamin, SS, first team
1988	Kevin Higgins, 2B, first team
1988	Linty Ingram, RHP, second team
1988	Dan Rumsey, OF, second team
1989	Mike Kelly, OF, second team
1989	John Finn, 3B, third team
1990	Mike Kelly, OF, first team
1990	Anthony Manahan, 2B, first team
1990	Sean Rees, LHP, first team
1991	Mike Kelly, OF, first team
1993	Paul Lo Duca, C/DH, first team (SA)
1993	Antone Williamson, 3B, first team (SA)
1993	Doug Newstrom, INF, first team (SA)
1993	Marc Barcelo, RHP, third team
1994	Jacob Cruz, OF, second team
1994	Antone Williamson, 3B, first team (SA)
1994	Noah Peery, LHP, first team (SA)
1994	Scott Shores, OF, second team (SA)
1994	Todd Cady, INF, third team (SA)
1995	Kaipo Spenser, RHP, second team (SA)
1995	Robbie Kent, INF, third team (SA)
1996	Robbie Kent, INF, third team (SA)
1996	Phill Lowery, LHP, honorable mention (SA)
1997	Dan McKinley, OF, second team (BA), third team (CB)
1997	Andrew Beinbrink, 3B, second team (SN)
1997	Ryan Mills, LHP, third team (NCBWA)
1998	Willie Bloomquist, 2B, second team (NCBWA, ABCA), third team (BA, SN)
1998	Andrew Beinbrink, 3B, first team (NCBWA)
1998	Ryan Mills, LHP, second team (NCBWA)
1998	Mikel Moreno, OF, third team (NCBWA)
1998	Casey Myers, DH, third team (NCBWA)
1999	Andrew Beinbrink, 3B, first team (CBI), second team (NCBWA, BW), third team (CB, BA)
1999	Willie Bloomquist, SS, first team (BA, ABCA, CBI), 2nd team (NCBWA), 3rd team (CB)
1999	Mark Ernster, DH, third team (NCBWA)
2000	Mitch Jones, OF, first team (BA, CB, SN, NCBWA, ABCA, BW)
2000	Casey Myers, C, first team (BA, NCBWA, SN), second team (CB, ABCA, BW)
2000	Jon Switzer, LHP, third team (CB)
2001	Andy Torres, RHP, second team

	(NCBWA)
2001	Casey Myers, C, first team (SN), second team (BA, CB, NCBWA, ABCA, BW)
2003	Dustin Pedroia, SS first team (CB, NCBWA, ABCA, BW, CBI) second team (BA)
2003	Steve Garrabrants, second team (NCBWA)
2003	Jeff Larish, 1B, first team (CB, BA, CBI) third team (NCBWA, ABCA)
2003	Jered Liebeck, RHP, third team (NCBWA)
2003	Jeremy West, DH, first team (ABCA)
2003	Andre Ethier, OF, HM (CBI)
2004	Dustin Pedroia, SS first team (NCBWA, BW, BA) second team (CBI, ABCA, CB)
2004	Jason Urquidez, RHP, HM (CBI)
2005	Travis Buck, 3B/OF second team (NCBWA) third team (CB)
2006	Eric Sogard, INF second team (NCBWA) third team (CB)
2007	Brett Wallace, 1B first team (BA, R, CB, NCBWA) second team (ABCA)
2007	Eric Sogard, 2B second team (BA, R, ABCA) third team (CB)
2007	Kiel Roling, C/DH first team (ABCA) second team (NCBWA)
2007	Josh Satow, LHP second team (CB)
2007	Mike Leake, RHP third team (CB)
2007	Ike Davis, OF third team (CB)
2008	Brett Wallace, 3B first team (BA, NCBWA, R, ABCA) second team (CB)
2008	Ike Davis, 1B/LHP first team (BA, NCBWA, R, ABCA, CB)
2008	Mike Leake, RHP/UTL second team (BA, CB) third team (NCBWA)
2008	Jason Kipnis, OF second team (ABCA) third team (BA)
2008	Tommy Rafferty, RHP

## LEGEND

BW: Baseball Weekly (Sports Weekly/USA Today)  
 BA: Baseball America  
 NCBWA: National Collegiate Baseball Writers Association  
 CBI: College Baseball Insider  
 ABCA: Coaches Association

CB: Collegiate Baseball  
 SN: The Sporting News  
 SA: Smith Super Team  
 R: Rivals.com



2009 second team (NCBWA)  
Mike Leake, RHP  
first team (BA, NCBWA,  
R, ABCA, CB)  
2009 Jason Kipnis, OF  
first team (BA, NCBWA,  
R, ABCA, CB)  
2009 Carlos Ramirez, C  
first team (ABCA)  
third team (CB, NCBWA)  
2009 Josh Spence, LHP  
third team (BA, CB)  
2010 Zack MacPhee, 2B  
first team (BA, NCBWA, R  
CB, ABCA)  
2010 Seth Blair, RHP  
first team (BA, ABCA)  
second team (CB,  
NCBWA)  
2010 Jordan Swagerty, RHP  
second team (NCBWA)  
third team (CB)  
2010 Riccio Torrez, 1B  
third team (CB)  
2011 Joey DeMichele, DH  
first team (ABCA)  
third team (BA)  
2012 Brady Rodgers, RHP  
second team (CB)  
third team (NCBWA)  
2012 Trevor Williams, RHP  
second team (CB)  
third team (NCBWA)  
2012 Abe Ruiz, 1B  
third team (CB)  
2013 Ryan Kellogg, LHP  
second team (CB)  
Michael Benjamin, 3B  
third team (CB)

#### Freshman All-Americans (31)

1995 Ryan Bradley (CB)  
1996 Andrew Beinbrink (CB)  
1996 Phill Lowery, HM (CB)  
1997 Willie Bloomquist, HM (CB)  
1998 Casey Myers, first team  
(CB, SN)  
1998 Chad Pennington, HM (CB)  
1999 Jon Switzer, HM (CB)  
2000 Dennis Wyrick, third team  
(BA)  
2001 Rod Allen, first team (CB,  
BA)  
2001 Jeremy West, first team  
(CB)  
2001 Steve Garrabrants, HM (CB)  
2001 Nick Walsh, HM (CB)  
2001 Ryan Schroyer, HM (CB)  
2001 Mike Esposito, HM (CB)  
2001 Aaron Klusman, HM (CB)  
2002 Dustin Pedroia, first team  
(CB)  
2002 Jeff Larish, HM (CB)  
2002 Mark Sopko, HM (CB)  
2003 Erik Averill, first team  
(CB), second team (BA)

2003 Travis Buck, first team  
(CB), second team (BA)  
2004 Zechry Zinicola, first team  
(CB), second team (BA)  
2006 Ike Davis, first team (CB),  
second team (BA)  
2006 Preston Paramore, first team  
(CB), second team (BA)  
2007 Mike Leake, first team  
(BA, CB, R)  
2009 Mitchell Lambson, first  
team (CB, R, NCBWA),  
second team (BA)  
2010 Brady Rodgers, first team  
(CB, NCBWA, R)  
2010 Deven Marrero, first  
team (CB), second team  
(NCBWA)  
2011 Trevor Williams, first team  
(CB)  
2013 Ryan Kellogg, first team  
(CB), second team  
(NCBWA, BA)  
Ryan Burr, first team  
(NCBWA, CB)  
RJ Ybarra, first team (CB)

#### Academic All-Americans (12)

1970 Roger Schmuck  
1976 Brandt Humphrey  
1977 Mike Henderson  
1982 Alvin Davis  
1991 Jim Henderson  
1999 Mark Ernster  
1999 Casey Myers  
1999 Willie Bloomquist  
2000 Casey Myers  
(Academic All-American of the Year)  
2001 Casey Myers  
(Academic All-American of the Year)  
2008 Petey Paramore  
2009 Mike Leake  
(Academic All-American of the Year)  
2011 Andy Workman

#### Team USA Members (21)

1984 Oddibe McDowell  
(Olympics)  
1990 Jim Austin  
1995 Kaipo Spenser  
1998 Willie Bloomquist  
2000 Jon Switzer  
2000 Casey Myers  
2001 Mike Esposito  
2002 Dustin Pedroia  
2003 Dustin Pedroia  
2003 Jeff Larish  
2004 Travis Buck  
2007 Brett Wallace  
2007 Petey Paramore  
2008 Mike Leake  
2009 Matt Newman  
2010 Drew Maggi  
2011 Deven Marrero  
2011 Brady Rodgers

2012 Trevor Williams  
2013 Ryan Burr  
2013 Tim Esmay (Coach)

#### All-Western Athletic Conference (88)

1964 Sal Bando, INF  
1964 Jan Kleinman, INF  
1964 Luis Lagunas, INF  
1964 John Ruedy, INF  
1964 Jack Handley, OF  
1964 Sam Cook, RHP  
1964 Skip Hancock, RHP  
1965 Tony Alesci, C  
1965 Sal Bando, INF  
1965 Luis Lagunas, INF  
1965 Don Dyer, OF  
1965 Rick Monday, OF  
1965 John Pavlik, RHP  
1966 Don Dyer, C  
1966 Jan Kleinman, 1B  
1966 Reggie Jackson, OF  
1966 Jeff Pentland, LHP  
1967 Ron Davini, C  
1967 Randy Bobb, 1B  
1967 Scott Reid, OF  
1967 Gary Gentry, RHP  
1968 Ron Davini, C  
1968 Joe Paulson, 1B  
1968 Fred Nelson, 2B  
1968 Dave Grangaard, 3B  
1968 Ken Hansen, RHP  
1969 Bill Cotton, C  
1969 Jeff Osborn, 1B  
1969 Ralph Dick, OF  
1969 Paul Ray Powell, OF  
1969 Larry Gura, LHP  
1970 Jeff Osborn, 2B  
1970 Lenny Randle, SS  
1970 Roger Schmuck, OF  
1971 Roger Schmuck, 1B  
1971 Ken Reed, 2B  
1971 Alan Bannister, SS  
1971 Gary Atwell, OF  
1971 Craig Swan, RHP  
1972 Clint Myers, C  
1972 Jerry Mantlo, 1B  
1972 Ken Reed, 2B  
1972 Rick Valley, 3B  
1972 Alan Bannister, SS  
1972 Bump Wills, OF  
1972 Craig Swan, RHP  
1972 Eddie Bane, LHP  
1973 Clint Myers, C  
1973 Clay Westlake, 1B  
1973 Bill Berger, 2B  
1973 Gary Atwell, OF  
1973 Dick Harris, OF  
1973 Dennis Kendrick, OF  
1973 Eddie Bane, LHP  
1974 Clay Westlake, 1B  
1974 Tommy Sain, INF  
1974 John Poloni, LHP  
1974 Mike Colbern, DH  
1975 RJ Harrison, C

1975 Clay Westlake, 1B  
1975 Jerry Maddox, INF  
1975 Tommy Sain, INF  
1975 Ken Landreaux, OF  
1975 Greg Cochran, RHP  
1975 Floyd Bannister, LHP  
1975 Rick Peters, DH  
1976 Gary Allenson, C  
1976 Ken Phelps, 1B  
1976 Bob Horner, INF  
1976 Brandt Humphry, INF  
1976 Rick Peters, INF  
1976 Ken Landreaux, OF  
1976 Floyd Bannister, LHP  
1976 Clay Westlake, DH  
1977 Chris Bando, C  
1977 Dave Hudgens, 1B  
1977 Mike Henderson, INF  
1977 Bob Horner, INF  
1977 Rick Peters, OF  
1977 Darrell Jackson, LHP  
1977 Jamie Allen, DH  
1978 Chris Bando, C  
1978 Mike Anicich, 1B  
1978 Hubie Brooks, INF  
1978 Bob Horner, INF  
1978 Steve Michael, OF  
1978 Ken Jones, RHP  
1978 Jamie Allen, DH

#### First-Team All-Pac-10/12 Conference (135)

1979 Mike Anicich, 1B  
1979 Marty Barrett, 3B  
1979 Ed Irvine, OF  
1980 Alvin Davis, DH  
1980 Stan Holmes, OF  
1981 Kendall Carter, RHP  
1981 Alvin Davis, 1B  
1981 Kevin Dukes, LHP  
1981 Ricky Nelson, OF  
1981 Kevin Romine, OF  
1981 Mike Soddors, 3B  
1982 Doug Baker, SS  
1982 Alvin Davis, 1B  
1982 Mike Hogan, RHP  
1982 Kevin Romine, OF  
1982 Ronni Salcedo, 3B  
1982 Don Smith, RHP  
1982 Chris Johnson, DH  
1983 Kendall Carter, RHP  
1983 Oddibe McDowell, OF  
1983 Steve Moses, OF  
1983 Don Wakamatsu, C  
1984 Barry Bonds, OF  
1984 Todd Brown, DH  
1984 Dave Graybill, RHP  
1984 Oddibe McDowell, OF  
1984 Don Wakamatsu, C  
1985 Barry Bonds, OF  
1985 Rick Morris, UT  
1985 Don Wakamatsu, C  
1986 Rick Morris, OF  
1986 Ted Dyson, 1B



1987 Mike Benjamin, SS  
1987 Tony Mattia, DH  
1987 Mike Schwabe, RHP  
1987 Tim Spehr, C  
1988 Linty Ingram, RHP  
1988 Kevin Higgins, 2B  
1988 Blas Minor, RHP  
1988 Dan Rumsey, OF  
1988 Steve Willis, 1B  
1989 Dave Alexander, RHP  
1989 John Finn, 3B  
1989 Kevin Higgins, 2B  
1989 Anthony Manahan, SS  
1990 Mike Kelly, OF  
1990 Jim Austin, OF  
1990 Anthony Manahan, 2B  
1990 Sean Rees, LHP  
1990 Fernando Viña, SS  
1991 Jim Austin, OF  
1991 Mike Kelly, OF  
1992 Jeff Matrangola, RHP  
1992 Doug Newstrom, UT  
1992 Kurt Ehmann, SS  
1993 Paul Lo Duca, C  
1993 Marc Barcelo, RHP  
1993 Doug Newstrom, 1B  
1993 Antone Williamson, 3B  
1994 Noah Peery, RHP  
1994 Scott Shores, OF  
1994 Antone Williamson, 3B  
1994 Jacob Cruz, OF  
1995 Kaipo Spenser, RHP  
1995 Randy Betten, 2B  
1995 Robbie Kent, 1B  
1996 Robbie Kent, 2B  
1997 Dan McKinley, OF  
1997 Andrew Beinbrink, 3B  
1998 Andrew Beinbrink, 3B  
1998 Willie Bloomquist, IF/OF  
1998 Phill Lowery, LHP  
1999 Andrew Beinbrink, 3B  
1999 Willie Bloomquist, SS  
2000 Mitch Jones, OF  
2000 Brooks Conrad, 2B  
2000 Casey Myers, C  
2001 Rod Allen, DH/OF  
2001 Casey Myers, C  
2001 Brooks Conrad, 2B  
2001 Chris Duffy, OF  
2002 Andre Ethier, OF  
2002 Dustin Pedroia, SS  
2002 Jeremy West, 1B  
2003 Jeff Larish, 1B  
2003 Dustin Pedroia, SS  
2003 Ryan Schroyer, RHP  
2003 Steve Garrabrants, 2B  
2003 Andre Ethier, OF  
2004 Dustin Pedroia, SS  
2004 Travis Buck, OF  
2004 Jason Urquidez, RHP  
2005 Travis Buck, 3B/OF  
2005 Jeff Larish, 1B  
2006 Colin Curtis, OF  
2006 Ike Davis, LHP/OF

2006 Preston Paramore, C  
2006 Eric Sogard, INF  
2007 Brett Wallace, 1B  
2007 Eric Sogard, 2B  
2007 Petey Paramore, C/DH  
2007 Kiel Roling, C/DH  
2007 Ike Davis, OF  
2007 Josh Satow, LHP  
2007 Mike Leake, RHP  
2008 Brett Wallace, 3B  
2008 Ike Davis, 1B/LHP  
2008 Mike Leake, RHP/UTL  
2008 Jason Kipnis, OF  
2008 Petey Paramore, C  
2009 Mike Leake, RHP  
2009 Jason Kipnis, OF  
2009 Josh Spence, LHP  
2009 Matt Newman, OF/LHP  
2009 Mitchell Lambson, LHP  
2009 Carlos Ramirez, C  
2010 Zack MacPhee, 2B  
2010 Seth Blair, RHP  
2010 Drew Maggi, SS/LF  
2010 Riccio Torrez, 1B  
2010 Kole Calhoun, OF  
2010 Jordan Swagerty, RHP  
2010 Mitchell Lambson, LHP  
2011 Joey DeMichele, DH  
2011 Riccio Torrez, 3B  
2011 Deven Marrero, SS  
2011 Johnny Ruettiger, OF  
2011 Austin Barnes, C  
2012 Joey DeMichele, 2B  
2012 Deven Marrero, SS  
2012 Brady Rodgers, RHP  
2012 Trevor Williams, RHP  
2013 Michael Benjamin, 3B  
2013 Kasey Coffman, OF  
2013 Ryan Kellogg, LHP

Honorable Mention All-Pac-10/12  
Conference (137)

1983 Romy Cucjen, INF  
1984 Louie Medina, INF  
1984 Steve Murray, INF  
1984 Kendall Carter, RHP  
1984 Doug Henry, RHP  
1985 George Lopez, INF  
1985 Louie Medina, INF  
1985 Todd Brown, OF  
1985 Jeff Roberts, RHP  
1987 Ted Dyson, INF  
1987 Dan Rumsey, OF  
1987 Linty Ingram, RHP  
1990 Eric Helfand, C  
1990 Kip Vaughn, RHP  
1990 Todd Douma, LHP  
1992 Dave Robson, C  
1992 Bill Dunn, INF  
1992 Antone Williamson, INF  
1992 Todd Steverson, OF  
1993 Bill Dunn, INF  
1993 Jacob Cruz, OF  
1993 Brian Lootens, OF

1993 Dax Winslett, RHP  
1994 Todd Cady, C  
1994 Damon Lembi, INF  
1994 Billy Neal, RHP  
1994 Kaipo Spenser, RHP  
1994 Sean Tyler, DH  
1995 Cody McKay, INF  
1995 Ryan Bradley, RHP  
1996 Cody McKay, C  
1996 Andrew Beinbrink, INF  
1996 Dan McKinley, OF  
1996 Mikel Moreno, OF  
1996 Ryan Bradley, RHP  
1996 Jeff Cermak, RHP  
1997 Richy Leon, RHP  
1997 Ryan Bradley, RHP  
1998 Jeremy Jones, C  
1998 Michael Collins, INF  
1998 Mikel Moreno, OF  
1998 Chuck Crumpton, RHP  
1998 Chad Pennington, RHP  
1998 Ryan Mills, LHP  
1998 Casey Myers, DH  
1999 Mark Ernster, INF  
1999 Jeff Duncan, OF  
1999 Chuck Crumpton, RHP  
1999 Jon Switzer, LHP  
2000 Jeff Phelps, INF  
2000 Eric Doble, RHP  
2000 Jon Switzer, LHP  
2001 Mike Lopez, INF  
2001 Dennis Wyrick, INF  
2001 Mike Esposito, RHP  
2001 Aaron Klusman, RHP  
2001 Andy Torres, RHP  
2001 Drew Friedberg, LHP  
2001 Jon Switzer, LHP  
2002 Cesar Castillo, C  
2002 Sergio Garcia, INF  
2002 Steve Garrabrants, INF  
2002 Jeff Larish, INF  
2002 Jon Sheaffer, OF  
2002 Mike Esposito, RHP  
2002 Jered Liebeck, RHP  
2002 Robbie McClellan, RHP  
2002 Ryan Schroyer, RHP  
2003 Tuffy Gosewisch, C  
2003 Frank Mesa, INF  
2003 Nick Walsh, INF  
2003 Jeremy West, INF  
2003 Travis Buck, OF  
2003 Jered Liebeck, RHP  
2003 Ben Thurmond, RHP  
2004 Tuffy Gosewisch, C  
2004 Josh Asanovich, INF  
2004 Joe Persichina, INF  
2004 Nick Walsh, INF  
2004 Colin Curtis, OF  
2004 Jeff Larish, OF  
2004 Pat Bresnehan, RHP  
2004 Jeff Mousser, RHP  
2004 Zechry Zinicola, RHP/IF  
2004 Erik Averill, LHP

2005 Tuffy Gosewisch, C  
2005 Seth Dhaenens, INF  
2005 Andrew Romine, INF  
2005 Colin Curtis, OF  
2005 JJ Sferra, OF  
2005 Pat Bresnehan, RHP  
2005 Jason Urquidez, RHP  
2005 Erik Averill, LHP  
2005 Brett Bordes, LHP  
2006 Brett Wallace, INF  
2006 Daryl Arreola, RHP  
2006 Tony Barnette, RHP  
2006 Brett Bordes, LHP  
2007 Matt Spencer, OF/LHP  
2007 Andrew Romine, SS  
2007 Tim Smith, OF  
2007 Brian Flores, LHP  
2008 Matt Newman, OF/LHP  
2008 Tommy Rafferty, RHP  
2008 Kiel Roling, C/DH  
2008 Josh Satow, LHP  
2008 Ryan Sontag, OF  
2008 Raoul Torrez, 2B  
2009 Seth Blair, RHP  
2009 Kole Calhoun, OF  
2009 Drew Maggi, SS  
2009 Zack MacPhee, 2B  
2009 Jared McDonald, INF  
2009 Jordan Swagerty, RHP  
2009 Raoul Torrez, 3B  
2009 Riccio Torrez, INF  
2010 Raoul Torrez, 3B  
2010 Zach Wilson, DH  
2010 Austin Barnes, C  
2010 Jake Borup, RHP  
2010 Merrill Kelly, RHP  
2010 Johnny Ruettiger, OF  
2010 Deven Marrero, SS  
2010 Brady Rodgers, RHP  
2011 Brady Rodgers, RHP  
2011 Alex Blackford, RHP  
2011 Kramer Champlin, RHP  
2011 Mitchell Lambson, LHP  
2011 Zack MacPhee, 2B  
2011 Zach Wilson, 1B  
2011 Matt Newman, OF  
2011 Trevor Williams, RHP  
2012 Andrew Aplin, CF  
2012 Jake Barrett, RHP  
2012 James McDonald, DH  
2012 Max Rossiter, C  
2012 Abe Ruiz, 1B  
2013 Trever Allen, OF  
2013 Ryan Burr, RHP  
2013 Max Rossiter, C





#### Conference Affiliations:

Border	1959
Independent	1960-62
WAC	1963-78
Pac-10 South	1979-98
Pac-10	1999-2011
Pac-12 South	2012-

#### Notes:

All-Conference selections listed are first team, unless otherwise noted.

First year of WAC All-Conference selections was 1964.

The WAC did not begin Coach of the Year or Player of the Year awards until 1986.

#### Pac-10 Player of the Year (15)

1981	Mike Soddors, 3B
1982	Alvin Davis, 1B
1984	Oddibe McDowell, OF (co)
1988	Linty Ingram, P
1990	Mike Kelly, OF (co)
1993	Paul Lo Duca, C/DH (co)
1994	Jacob Cruz, OF
1999	Willie Bloomquist, SS
2000	Casey Myers, C
2001	Casey Myers, C
2003	Dustin Pedroia, SS (co)
2007	Brett Wallace, 1B
2008	Brett Wallace, 3B
2009	Jason Kipnis, OF
2010	Zack MacPhee, 2B

#### Pac-10 Pitcher of the Year (5)

1993	Marc Barcelo (co)
1994	Noah Peery (co)
2008	Mike Leake
2009	Mike Leake
2010	Seth Blair

#### Pac-10 Newcomer of the Year (2)

2006	Ike Davis, LHP/OF
2008	Jason Kipnis, OF

#### Pac-10 Defensive Player of the Year (2)

2007	Eric Sogard, 2B
2011	Deven Marrero, SS

#### Pac-10 Coach of the Year (10)

1981	Jim Brock
1982	Jim Brock
1984	Jim Brock
1988	Jim Brock
1993	Jim Brock
2000	Pat Murphy
2007	Pat Murphy
2008	Pat Murphy
2009	Pat Murphy
2010	Tim Esmay

#### College World Series MOP (5)

1965	Sal Bando, 3B
1967	Ron Davini, C
1969	John Dolinsek, OF

1977	Bob Horner, 2B
1981	Stan Holmes, OF

#### All-College World Series (59)

1965	Sal Bando, 3B
1965	Luis Lagunas, 2B
1965	Rick Monday, OF
1965	Doug Nurnberg, RHP
1967	Ron Davini, C
1967	Gary Gentry, RHP
1967	Dave Grangaard, 3B
1967	Jack Lind, SS
1967	Scott Reid, OF
1969	Billy Cotton, C
1969	Roger Detter, SS
1969	John Dolinsek, OF
1969	Larry Gura, LHP
1969	Paul Ray Powell, OF
1972	Gary Atwell, OF
1972	Ken Reed, 2B
1972	Craig Swan, RHP
1972	Bump Wills, OF
1973	Eddie Bane, LHP
1973	Bill Berger, 2B
1973	Clint Myers, C
1973	Clay Westlake, 1B
1975	Gary Allenson, 3B
1975	Bob Pate, OF
1976	Ken Landreaux, OF
1976	Ken Phelps, 1B
1977	Jamie Allen, DH
1977	Mike Henderson, SS
1977	Bob Horner, 2B
1977	Brandt Humphry, 3B
1977	Chris Nyman, 1B
1977	Jerry Vasquez, RHP
1978	Chris Bando, C
1978	Bob Horner, 3B
1978	Casey Lindsey, LHP
1978	Steve Michael, OF
1981	Alvin Davis, 1B
1981	Kevin Dukes, LHP
1981	Stan Holmes, OF
1981	Lemmie Miller, OF
1981	Mike Soddors, 3B
1983	Barry Bonds, OF
1984	Barry Bonds, OF
1984	Oddibe McDowell, OF
1988	Ricky Candelari, OF
1988	John Finn, 3B
1988	Rusty Kilgo, LHP
1988	Pat Listach, SS
1988	Martin Peralta, DH
1988	Dan Rumsey, OF
1994	Antone Williamson, 3B
1998	Andrew Beinbrink, 3B
1998	Michael Collins, SS
1998	Rudy Arguelles, OF
2005	Travis Buck, OF

2005	Colin Curtis, OF
2005	Joey Hooft, 2B
2005	Jeff Larish, 1B
2009	Kole Calhoun, OF

#### CWS Rosenblatt Legends (4)

2010	Barry Bonds
2010	Eddie Bane
2010	Bob Horner
2010	Sal Bando

#### Golden Spikes Award Winners (3)

1978	Bob Horner
1984	Oddibe McDowell
1991	Mike Kelly

#### Golden Spikes Award Finalists (8)

1978	Bob Horner
1984	Oddibe McDowell
1990	Mike Kelly
1991	Mike Kelly
1993	Paul Lo Duca
1994	Jacob Cruz
2004	Dustin Pedroia
2008	Brett Wallace
2009	Mike Leake

#### NCAA Coach of the Year (4)

1965	Bobby Winkles
1969	Bobby Winkles
1977	Jim Brock
1981	Jim Brock

#### The Sporting News Coach of the Year (4)

1965	Bobby Winkles
1967	Bobby Winkles
1969	Bobby Winkles
1984	Jim Brock

#### Baseball America Coach of the Year (2)

1988	Jim Brock
1998	Pat Murphy

#### NCBWA District IX Player of the Year (2)

2007	Brett Wallace, 1B
2010	Zack MacPhee, 2B

#### Collegiate Baseball National Defensive Player of the Year (2)

2000	Casey Myers
2003	Dustin Pedroia

#### Johnny Bench Award Finalists (2)

2000	Casey Myers
2001	Casey Myers

#### College Baseball Hall of Fame (8)

2006	Bobby Winkles
2006	Bob Horner
2007	Jim Brock
2008	Eddie Bane
2008	Floyd Bannister
2010	Alan Bannister
2011	Oddibe McDowell
2013	Sal Bando

#### ABCA Hall of Fame (2)

1997	Bobby Winkles
1998	Jim Brock

#### Gene Autry Courage Award Winners (3)

1994	Jim Brock
2006	Colin Curtis
2013	Cory Hahn

#### STMA Field of the Year (1)

1995	Brian Johnson / Packard Stadium
------	---------------------------------



# LETTERWINNERS

*All-Time Roster 1959-2013*

## A

Aboites, Jordan ..... 2013-present  
 Acuff, Dan ..... 1962  
 Adams, John ..... 1970-71  
 Adams, Tommy ..... 1989-91  
 Ahern, Jeff ..... 1978-79, 81  
 Alberts, Bill ..... 1971  
 Alesci, Tony ..... 1963-65  
 Alexander, Dave ..... 1989  
 Alexander, Kenny ..... 1990  
 Allen, Jamie ..... 1977-79  
 Allen, Rod ..... 2001-03  
 Allen, Trever ..... 2012-present  
 Allenson, Gary ..... 1973-76  
 Andersen, Ryan ..... 1991  
 Anderson, Harley ..... 1961-62  
 Andes, Quentin ..... 2004-05  
 Andrews, Gary ..... 1972-73  
 Anicich, Mike ..... 1977-79  
 Annino, Tony ..... 2009  
 Aplin, Andrew ..... 2010-12  
 Arguelles, Rudy ..... 1997-98  
 Arguello, Carlos ..... 2002-03  
 Armstrong, Jim ..... 1965-66  
 Armstrong, Kevin ..... 1990  
 Arnold, Joe ..... 1968  
 Arreola, Daryl ..... 2006  
 Asanovich, Josh ..... 2004  
 Atwell, Gary ..... 1970-73  
 Aust, Ted ..... 2007  
 Austin, Jim ..... 1989-91  
 Averill, Erik ..... 2003-05

## B

Bailey, Adam ..... 2007  
 Baker, Doug ..... 1982  
 Ball, Wayne ..... 1990-91  
 Ban, Mark ..... 1982  
 Bando, Ben ..... 2006  
 Bando, Chris ..... 1975-78  
 Bando, Sal ..... 1964-65  
 Bane, Eddie ..... 1971-73  
 Bane, Jaymie ..... 1997  
 Bannister, Alan ..... 1970-72  
 Bannister, Floyd ..... 1974-76  
 Barcelo, Marc ..... 1993  
 Barnes, Austin ..... 2009-11  
 Barnette, Tony ..... 2005-06  
 Barnson, Roger ..... 1958-61  
 Barr, Dave ..... 1988  
 Barrett, Jake ..... 2010-12  
 Barrett, Marty ..... 1979  
 Bartholomew, Mike ..... 1959  
 Barton, Dayton ..... 1978  
 Chris Beall ..... 2013-present  
 Beals, Bryan ..... 1985-86  
 Beasley, Chris ..... 1983-84  
 Beatty, Chris ..... 2003  
 Beinbrink, Andrew ..... 1996-99  
 Benedict, Allen ..... 1960  
 Benedict, Jim ..... 1983  
 Benjamin, Michael ..... 2011-13  
 Benjamin, Mike ..... 1986-87  
 Bennett, Keith ..... 1985  
 Berger, Bill ..... 1970-71, 73  
 Berger, Brian ..... 2000  
 Bethke, Rick ..... 1974-75  
 Betten, Randy ..... 1994-95  
 Biancamano, Vinny ..... 2005  
 Bilbrey, Kyle ..... 2013-present

Black, Allen ..... 1981  
 Blackford, Alex ..... 2010-13  
 Blair, Seth ..... 2008-10  
 Blake, Josh ..... 2004  
 Bloomquist, Willie ..... 1997-99  
 Blue, John ..... 1970-71  
 Bobb, Randy ..... 1967  
 Bocchi, Joel ..... 2002-04  
 Bogany, Jarred ..... 2007  
 Boncore, Steve ..... 1979-80  
 Bond, Jason ..... 1994-96  
 Bonds, Barry ..... 1983-85  
 Bondurant, Tom ..... 1973  
 Bonilla, Brandon ..... 2012  
 Bordes, Brett ..... 2003-06  
 Bordes, Greg ..... 2005, 07-08  
 Borup, Jake ..... 2009-10  
 Bosch, Ryan ..... 2003  
 Boudreau, Jim ..... 1981-82  
 Bowman, Drew ..... 2006  
 Braatz, Jerome ..... 1986  
 Brader, Dustin ..... 2007-08  
 Bradley, Ryan ..... 1995-97  
 Brennan, Ed ..... 1980, 82  
 Brenner, Terry ..... 1969-70  
 Bresnehan, Pat ..... 2004-06  
 Brewer, Mark ..... 1980-81  
 Brewster, Rick ..... 1975  
 Bridges, Jason ..... 1987  
 Bridgewater, Rouric ..... 2012-13  
 Brion, Larry ..... 1961-62  
 Brody, Steve ..... 1989-92  
 Brooks, Hubie ..... 1977-78  
 Brown, Don ..... 1980  
 Brown, Jim ..... 1967  
 Brown, Todd ..... 1983-85  
 Brown, Trent ..... 1995  
 Brule, Kyle ..... 2008-09  
 Brundage, Joe ..... 1925-26  
 Bruneel, Brett ..... 2006  
 Bryant, Curt ..... 1957-59  
 Buck, Travis ..... 2003-05  
 Buckner, Earthell ..... 1978-79  
 Burgess, Tom ..... 1967  
 Ryan Burr ..... 2013-present  
 Burrola, Mike ..... 1986-88  
 Burzette, Tim ..... 1975  
 Butler, DJ ..... 2005  
 Byrd, Ben ..... 1996-97

## C

Cadena, Nick ..... 2002-04  
 Cadiente, Brett ..... 1999  
 Cady, Todd ..... 1992-94  
 Calhoun, Kole ..... 2009-10  
 Call, Colin ..... 1996-98  
 Calzia, John ..... 1970  
 Candelari, Ricky ..... 1988  
 Cantrell, Don ..... 1942  
 Cardinale, Sal ..... 1993  
 Carlton, Rich ..... 1969  
 Carpenter, Ralph ..... 1966-67  
 Carr, Al ..... 1959  
 Carrigan, Keith ..... 1985  
 Carrillo, Xorge ..... 2010-11  
 Carter, Kendall ..... 1981-84  
 Cartun, Dave ..... 1963-65  
 Cassa, Pat ..... 2004  
 Cassidy, David ..... 1986-89  
 Castillo, Cesar ..... 2001-02

Causey, Nathaniel ..... 2012-present  
 Cermak, Jeff ..... 1996-97  
 Champagnie, Marcel ..... 2008  
 Champlin, Kramer ..... 2011  
 Chipps, Sam ..... 1966-67  
 Chmielinski, Ted ..... 1999  
 Choat, John ..... 1966  
 Chong, Chae-Ho ..... 1986  
 Clapinski, Greg ..... 1993  
 Clayton, Royal ..... 1985-86  
 Cochell, Larry ..... 1963  
 Cochran, Greg ..... 1972-75  
 Coffman, Kasey ..... 2011-13  
 Colbern, Mike ..... 1974-76  
 Collinge, Jack ..... 1969-70  
 Collins, Michael ..... 1996-98  
 Combs, Freddie ..... 1988  
 Conrad, Brooks ..... 1999-2001  
 Cook, Chris ..... 2004  
 Cook, Larry ..... 1979  
 Cook, Sam ..... 1961, 63-64  
 Cook, Vince ..... 1985  
 Cooper, Larry ..... 1966  
 Cope, Everett ..... 1958-59  
 Corominas, Mike ..... 1993-95  
 Cosentino, Joe ..... 2004  
 Cotton, Bill ..... 1968-69  
 Coviello, Dick ..... 1960  
 Crawford, Eric ..... 1990-91  
 Crawford, Jim ..... 1969-72  
 Cress, Coby ..... 2008  
 Crippen, Eddie ..... 1991  
 Cronin, Tom ..... 1960  
 Crumpton, Chuck ..... 1998-99  
 Cruz, Jacob ..... 1992-94  
 Cucjen, Romy ..... 1983-84  
 Curtis, Colin ..... 2004-06  
 Curtis, Link ..... 1962

## D

D'Angelo, Lou ..... 1991-92  
 Dahl, Josh ..... 2012  
 Davidson, Dan ..... 1974-75  
 Davini, Ron ..... 1967-68  
 Davis, Alvin ..... 1979-82  
 Davis, Brett ..... 2007  
 Davis, Ike ..... 2006-08  
 Day, Chad ..... 1995  
 Deakman, Josh ..... 1995  
 Dean, Mitch ..... 1976-78, 80  
 Deardorff, Tim ..... 1982  
 Delnoce, Todd ..... 1991-94  
 Delucchi, Dustin ..... 1997-99  
 DeMichele, Joey ..... 2010-12  
 Dempster, Kurt ..... 1985-86, 88  
 Denham, Paul ..... 1959  
 Dettler, Roger ..... 1967-69  
 Devereaux, Mike ..... 1984-85  
 Dhaenens, Seth ..... 2004-06  
 Dick, Ralph ..... 1969  
 Dikos, Greg ..... 1996-97  
 DiMartino, Tony ..... 2013-present  
 DiNatale, Dalton ..... 2013-present  
 Doble, Eric ..... 1999-2001  
 Dodd, Bill ..... 1985  
 Dodd, Brian ..... 1988-89  
 Dodd, Scott ..... 1991  
 Dolinsek, John ..... 1968-69  
 Dombrowski, Bob ..... 1985-87, 89  
 Dorado, Reyes ..... 2008

Douma, Todd ..... 1990  
 Douty, Dean ..... 1985  
 Downing, Phil ..... 2000  
 Dryanski, Kevin ..... 2005-06  
 Duffy, Chris ..... 2001  
 Dukes, Kevin ..... 1978-81  
 Dukes, Pat ..... 1980-82  
 Dunbar, Matt ..... 2012-13  
 Duncan, Jeff ..... 1999-2000  
 Dunn, Bill ..... 1991-93  
 Dyer, Don "Duffy" ..... 1965-66  
 Dyson, Ted ..... 1983-84, 86-87

## E

Edgington, Ryan ..... 2001  
 Ehmann, Kurt ..... 1991-92  
 Eiler, Byron ..... 1979  
 Eiler, Dale ..... 1976-79  
 Eiler, Larry ..... 1976-78  
 Elmore, Jake ..... 2008  
 Ermisch, Karl ..... 1987  
 Ernerst, Mark ..... 1997-99  
 Esmay, Tim ..... 1986-87  
 Esmay, Tucker ..... 2012-present  
 Esposito, Mike ..... 2000-02  
 Ethier, Andre ..... 2002-03

## F

Fahsbender, Steve ..... 1970  
 Farmer, Gordy ..... 1987-88  
 Farrar, Brett ..... 1983  
 Faust, Bill ..... 1960  
 Faysak, Bill ..... 1990  
 Fellers, Dave ..... 1963  
 Fenton, Mike ..... 1991-93  
 Ferris, Bob ..... 1980  
 Field, Luke ..... 2000  
 Fingers, Bobby ..... 1982  
 Fingers, Jason ..... 2000  
 Finn, John ..... 1986-89  
 Flores, Brian ..... 2007  
 Flowers, Travis ..... 1995  
 Forillo, Gary ..... 1980  
 Foster, Jim ..... 1971-72  
 Fox, Willy ..... 2005-06  
 Foyt, Randy ..... 1980  
 Franzblau, Jason ..... 2008-09  
 Freitas, John ..... 1979  
 French, Paul ..... 1999  
 Frick, Matt ..... 1995  
 Friedberg, Drew ..... 1998-2001  
 Fritz, Larry ..... 1969  
 Fuentes, Javier ..... 1995-96  
 Fullford, John ..... 1994-95

## G

Gallagher, Mike ..... 1964-66  
 Garcia, Sergio ..... 2002  
 Garrabrants, Steve ..... 2001-03  
 Garrison, Seth ..... 2005  
 Gehrke, Jay ..... 1997-98  
 Gentry, Gary ..... 1967  
 Gilbert, Shawn ..... 1984  
 Gillie, Pat ..... 1976-77  
 Gillies, Darin ..... 2012-present  
 Glazebrook, Rick ..... 1970-72  
 Gleason, Pete ..... 1988  
 Glick, David ..... 1978  
 Glick, Fritz ..... 1966  
 Gomez, Adrian ..... 2012





Goodell, Steve ..... 1995  
Goodman, Scott ..... 1999  
Gorman, Bill ..... 1959, 61-62  
Gorrell, Rob ..... 1991  
Gosewisch, Chip ..... 1996-99  
Gosewisch, Tuffy ..... 2002-05  
Graham, Gary ..... 1961-63  
Grandstaff, Bob ..... 1984  
Grangaard, Dave ..... 1967-68  
Grasis, Gonzo ..... 2000  
Gray, Bill ..... 1968  
Graybill, Dave ..... 1982-84  
Graybill, David ..... 2013-present  
Gretta, Jim ..... 1964-66  
Gribler, Travis ..... 1994  
Grijalva, Mike ..... 1996-97  
Grivetti, Mark ..... 1980-81  
Groover, Phil ..... 1962  
Guerrero, Mike ..... 2003  
Gunning, Tate ..... 1999  
Gura, Larry ..... 1967-69  
Gusich, John ..... 1999-2000  
Gutierrez, Jonathan ..... 2001

**H**  
Haggerty, Jim ..... 1977, 79-80  
Hahn, Brent ..... 1985  
Hahn, Cory ..... 2011  
Haij, Scott ..... 1995  
Hall, Matt ..... 2006-07  
Halland, Jon ..... 1990  
Halvorson, Greg ..... 1996-98  
Hammargren, Tucker ..... 1988-90  
Hancock, Greg ..... 1968  
Hancock, Skip ..... 1964  
Handley, Jack ..... 1962-64  
Hanna, Don ..... 1976  
Hanna, George ..... 1959  
Hansen, Ken ..... 1968-71  
Hansen, Mike ..... 1970-71  
Harris, Dick ..... 1973  
Harris, Ken ..... 1979-80  
Harris, Tony ..... 1986-87  
Harris, Willie ..... 1969  
Harrison, R.J. ..... 1973-75  
Hataasaki, Joe ..... 2007  
Hatch, Shaylor ..... 1999  
Hawk, Tom ..... 1977-80  
Haynes, Bruce ..... 1969  
Heidemann, Mike ..... 1994  
Heiden, Dick ..... 1962-64  
Heintzelman, Brian ..... 1998  
Helfand, Eric ..... 1989-90  
Henderson, Jim ..... 1989-92  
Henderson, Mike ..... 1975-77  
Henry, Doug ..... 1983-85  
Herczyk, Ed ..... 1961  
Hertzog, Phil ..... 1967  
Higgins, Kevin ..... 1988-89  
Hildebrandt, Mike ..... 1975-77  
Hill, Donnie ..... 1981  
Hill, J.D. ..... 1968  
Hines, Brendan ..... 1997, 99-00  
Hochevar, Jerry ..... 1959-60  
Hoehlin, Tyler ..... 2007  
Hogan, Mike ..... 1982  
Holmes, Stan ..... 1979-81  
Hooft, Joey ..... 2005  
Hoover, Darrell ..... 1965  
Horner, Bob ..... 1976-78  
Hrovat, Dale ..... 1972-74  
Hudgens, Dave ..... 1975-78  
Hughes, Mike ..... 1971-72  
Humphry, Brandt ..... 1975-77  
Hunt, Chuck ..... 1966

Hutson, Scott ..... 1987-88  
Hyde, Merrill ..... 1962-64

**I**  
Ikeda, Danny ..... 1960-62  
Ingram, Linty ..... 1987-88  
Irvine, Ed ..... 1977-79  
Ishida, Jeeter ..... 2009

**J**  
Jackson, Darrell ..... 1974-77  
Jackson, Dwayne ..... 1979  
Jackson, J.J. ..... 2001-02  
Jackson, Jim ..... 1983  
Jackson, Reggie ..... 1966  
Jacob, Terry ..... 1976  
Jacobs, John ..... 1957-60  
Jacobson, Kent ..... 1970-72  
James, Brandon ..... 1997  
Jarvis, Jason ..... 2007-08  
Jefferson, Jim ..... 1981-83  
Johnson, Ty ..... 1997, 99-01  
Johnston, Chris ..... 1981-82  
Jones, Jeremy ..... 1998  
Jones, John ..... 1959  
Jones, Ken ..... 1978-80  
Jones, Mike ..... 2006-08  
Jones, Mitch ..... 1999-2000

**K**  
Kartler, Bryce ..... 2000-03  
Kavgian, Bob ..... 1960-61, 63  
Keefner, Eric ..... 2001  
Kelly, Merrill ..... 2010  
Kelly, Mike ..... 1989-91  
Kellogg, Ryan ..... 2013-present  
Kemp, Joe ..... 1986  
Kendrick, Dennis ..... 1971, 73  
Kennedy, Steve ..... 1961  
Kenneth, Mike ..... 1973  
Kent, Lew ..... 1983-84  
Kent, Robbie ..... 1995-96  
Kilgo, Rusty ..... 1988-89  
Kilian, Marty ..... 1992  
Kinsler, Ian ..... 2002  
Kipnis, Jason ..... 2008-09  
Kleinman, Jan ..... 1964-66  
Klusman, Aaron ..... 2001-03  
Kobar, Gene ..... 1969-71  
Koch, Barry ..... 1981-82  
Kolb, Damien ..... 1996-97  
Komadina, Tony ..... 1973-74  
Koning, Bill ..... 1994  
Kortmeyer, Scott ..... 1993  
Kostyk, Joe ..... 1956-59  
Kramer, Aaron ..... 1998  
Kudron, Roger ..... 1957-60  
Kush, Dave ..... 1978-79  
Kwasny, Rich ..... 1967

**L**  
LaGrow, Lerrin ..... 1968-69  
Laguna, Rocky ..... 2005-08  
Lagunas, Luis ..... 1963-65  
Lambson, Mark ..... 2011, 13-present  
Lambson, Mitchell ..... 2009-11  
Landreaux, Ken ..... 1974-76  
Landry, Jeff ..... 2005-06  
Larish, Jeff ..... 2002-05  
LaSala, Leo ..... 1979-80  
Lea, Ron ..... 1963-65  
Leaf, Matt ..... 2003  
Leake, Mike ..... 2007-09  
Lefebvre, Bob ..... 1960-61  
Leinheiser, Bill ..... 1969-70

Lembi, Damon ..... 1994-95  
Lentine, Jim ..... 1973-74  
Leon, Richy ..... 1995-98  
Leslie, Reggie ..... 1986  
Licini, Dave ..... 1999  
Liebeck, Jered ..... 2000-03  
Lilek, Brett ..... 2013-present  
Lind, Jack ..... 1966-67  
Lindner, Randy ..... 1965  
Lindsey, Casey ..... 1977-79  
Linthicum, Gary ..... 1960-62  
Linville, Larry ..... 1967-68  
Listach, Pat ..... 1988  
Littlefield, John ..... 1974  
Littleton, Ed ..... 1959-61  
Lizarraga, Cory ..... 1999  
Lo Duca, Paul ..... 1993  
Lootens, Brian ..... 1992-93  
Lopez, George ..... 1983-85  
Lopez, Javy ..... 2003  
Lopez, Joseph ..... 2011-12  
Lopez, Mike ..... 2000-01  
Lovrich, Pete ..... 1962  
Lowe, Sean ..... 1992  
Lowery, Phill ..... 1996-98  
Lucy, Frank ..... 1975-76  
Lujan, Ramiro ..... 1961  
Lyddon, Fred ..... 1959  
Lysgaard, Jim ..... 1975

**M**  
Mabry, Syl ..... 1959  
MacDougal, Tom ..... 1963-64  
MacPhee, Zack ..... 2009-11  
Maddox, Jerry ..... 1974-75  
Magee, Brandon ..... 2009-11  
Maggi, Beau ..... 2011-12  
Maggi, Bob ..... 1966  
Maggi, Drew ..... 2009-10  
Majeski, Joe ..... 1986  
Malone, Eddie ..... 1977-78  
Manahan, Anthony ..... 1988-90  
Mancuso, Jim ..... 1995  
Mantlo, Jerry ..... 1970-72  
Marietta, Ron ..... 1996-97  
Mariucci, Steve ..... 1986-87  
Marotz, Ty ..... 2004-05  
Marrero, Deven ..... 2010-12  
Martin, Cliff ..... 1968  
Martin, Jason ..... 1985  
Martin, Jonah ..... 2000-01  
Martin, Larry ..... 1965-66  
Martin, Steve ..... 1989  
Martinez, Bert ..... 1980-83  
Martinez, Brady ..... 2006  
Martinez, Ray ..... 1959  
Massarand, Bill ..... 1967-69  
Matranga, Jeff ..... 1992  
Matsik, Mike ..... 1961  
Matsumoto, Tyrus ..... 1999  
Mattia, Tony ..... 1987  
Mattson, Rob ..... 1988-89  
Mayberry, Germaine ..... 1992  
McAlister, Josh ..... 2011-present  
McCain, Mike ..... 1978-81  
McClellan, Robbie ..... 2002-03  
McCreery, Adam ..... 2012-13  
McDonald, James ..... 2011-13  
McDonald, Jared ..... 2009  
McDonald, Rod ..... 1981  
McDowell, Oddibe ..... 1983-84  
McGonigle, Billy ..... 1993-94  
McKay, Cody ..... 1993-96  
McKenna, Ryan ..... 2001-02, 04  
McKinley, Dan ..... 1995-97

McMackin, Rex ..... 1989-90  
McNaughton, Tom ..... 1983  
Medina, Louie ..... 1984-85  
Meier, Dan ..... 1998  
Melbostad, Eric ..... 2013-present  
Merrick, Jim ..... 1963-65  
Merrill, Scott ..... 1977-79  
Mesa, Frank ..... 2003-04, 06  
Michael, Steve ..... 1976-78  
Mickelson, Derek ..... 1994-95  
Miller, Denny ..... 1978  
Miller, Joe ..... 1968-69  
Miller, John ..... 1960-62  
Miller, Lemmie ..... 1980-81  
Miller, Zak ..... 2012-present  
Mills, Ryan ..... 1996-98  
Milner, Daniel ..... 2010-11  
Milner, Robby ..... 1998-2000  
Minor, Blas ..... 1987-88  
Mitchell, Jason ..... 2007  
Mohler, Abe ..... 1999  
Molina, Gabe ..... 1996  
Monday, Rick ..... 1965  
Monette, Bill ..... 1970  
Moody, Josh ..... 2010-11  
Moon, Glenn ..... 1978-79  
Moreno, Mikel ..... 1995-98  
Morris, Rick ..... 1985-86  
Moses, Steve ..... 1983  
Moskau, Paul ..... 1973  
Mosley, Reggie ..... 1983  
Moss, Hayden ..... 2008  
Mousser, Jeff ..... 2004  
Mueller, Scott ..... 2007  
Mulligan, Greg ..... 1967  
Murphy, Mike ..... 2008-09  
Murray, Steve ..... 1984  
Musser, Marc ..... 1967  
Myers, Casey ..... 1998-2001  
Myers, Clint ..... 1971-73

**N**  
Neal, Billy ..... 1994-95  
Neal, Troy ..... 1959-60  
Nelson, Fred ..... 1967-68  
Nelson, Ricky ..... 1979-81  
Nemecek, Lad ..... 1962-64  
Newman, Matt ..... 2008-11  
Newman, Randy ..... 1981-82  
Newstrom, Doug ..... 1991-93  
Nichols, George ..... 1960  
Nurnberg, Doug ..... 1965-67  
Nyman, Chris ..... 1975-77

**O**  
Ogborne, Steve ..... 1960-61  
O'Dwyer, Cullen ..... 2013-present  
O'Hearn, Paul ..... 1992  
Oliver, Rich ..... 1963-64  
Ondracek, Kevin ..... 1991-92  
Osborn, Jeff ..... 1968-70  
Oscarson, Jeff ..... 1973-74  
Otten, Jim ..... 1972-73  
Ottoson, Kyle ..... 2011

**P**  
Pacheco, Jason ..... 1996-97  
Pagel, Mike ..... 1980-82  
Panek, Ernie ..... 1960-61  
Paramore, Petey ..... 2006-08  
Parigi, Joey ..... 2007  
Parkinson, Mike ..... 1977-78  
Pate, Bob ..... 1975-76  
Patterson, Eric ..... 1986  
Patterson, Jimmy ..... 2010



Paulson, Joe ..... 1966-68  
 Pavlik, John ..... 1964-66  
 Pedroia, Dustin ..... 2002-04  
 Peery, Noah ..... 1993-94  
 Peevyhouse, Jake . 2012-present  
 Pelekoudas, Lee ..... 1970-72  
 Pena, Tony ..... 1990-91  
 Pennington, Chad .... 1998-2000  
 Pentland, Jeff ..... 1966-68  
 Peralta, Martin ..... 1987-88  
 Perkins, Ted ..... 1980  
 Perio, Ian ..... 1999  
 Perrault, Josh ..... 2002-03  
 Perry, Kent ..... 1966-67  
 Persichina, Joe ..... 2004-07  
 Peters, Rick ..... 1974-77  
 Peterson, Erin ..... 1965  
 Peterson, Jim ..... 1974-76  
 Peterson, Pete ..... 1996  
 Pezely, Franco ..... 2000-01  
 Phelps, Jeff ..... 1998-2001  
 Phelps, Ken ..... 1975-76  
 Piper, Brian ..... 1979  
 Plunkett, Mike ..... 1968  
 Polan, Steve ..... 1975  
 Poloni, John ..... 1973-75  
 Popovec, Mike ..... 1966  
 Porras, Jaime ..... 1995  
 Powell, Paul Ray ..... 1968-69  
 Pratt, Trent ..... 1999-2000  
 Preach, RJ ..... 2008-09  
 Pritchert, Craig ..... 1983  
 Pryor, Buddy ..... 1982  
 Pugh, Tillman ..... 2008  
 Pyon, Jung ..... 1992

**R**  
 Rafferty, Tommy ..... 2008  
 Raine, Steve ..... 1979  
 Rajsich, Gary ..... 1974-76  
 Ramirez, Angel ..... 2000-01  
 Ramirez, Carlos ..... 2009  
 Ramirez, J.D. .... 1985  
 Ramirez, Mario ..... 1960-61  
 Randle, Lenny ..... 1968-70  
 Randolph, Bob ..... 1979  
 Ransom, Lloyd ..... 1987  
 Rauer, Troy ..... 1995  
 Ravago, Robert ..... 2012  
 Rawitzer, Kevin ..... 1992-93  
 Rawlings, Mike ..... 1973-74  
 Rea, Clarke ..... 1991  
 Reak, Gary ..... 1983  
 Rector, Randy ..... 1984-85  
 Reed, Alan ..... 1962  
 Reed, Ken ..... 1971-72  
 Rees, Sean ..... 1989-91  
 Regoli, John ..... 1958-60  
 Reid, Bob ..... 1958-59  
 Reid, Jason ..... 1990-91  
 Reid, Scott ..... 1967  
 Rensmeyer, Jeff ..... 1994  
 Rensmeyer, Mike ..... 1993  
 Retherford, CJ ..... 2006-07  
 Reynolds, Paul ..... 1992  
 Rice, Wayne ..... 1967  
 Richardson, Jerry ..... 1961  
 Rivas, Oscar ..... 1989  
 Rivera, Santiago ..... 1993  
 Roberts, Jeff ..... 1982-85  
 Robison, Ted ..... 1965-66  
 Robson, Dave ..... 1989-92  
 Rocha, Joe ..... 1988  
 Rodgers, Brady ..... 2010-12  
 Rodiles, Jose ..... 1983-84

Roling, Kiel ..... 2007-08  
 Romanick, Ron ..... 1980  
 Romine, Andrew ..... 2005-07  
 Romine, Kevin ..... 1981-82  
 Rossiter, Max ..... 2012-13  
 Ruedy, John ..... 1963-64  
 Ruettiger, Johnny ..... 2009-11  
 Ruiz, Abe ..... 2009, 2011-12  
 Ruiz, Benny ..... 1958-59  
 Ruiz, Enrique ..... 1999  
 Rumsey, Dan ..... 1986-89  
 Runge, Paul ..... 1961-62  
 Rupcich, Mike ..... 1970-72  
 Ruskey, Jason ..... 1994

**S**  
 Sain, John ..... 1971-73  
 Sain, Tom ..... 1973-75  
 Salcedo, Ronni ..... 1982  
 Samuels, Scott ..... 1991-92  
 Sanchez, Miguel ..... 2002  
 Sarfate, Dennis ..... 2000  
 Satow, Josh ..... 2005-08  
 Sauer, Stephen ..... 2008  
 Saunders, Dick ..... 1957-60  
 Schefsky, Steve ..... 1977-78  
 Schlink, Pete ..... 1981-82  
 Schmelz, Alan ..... 1963, 65  
 Schmuck, Roger ..... 1970-71  
 Schoenberger, Garrett .. 2002-04  
 Schorr, Bill ..... 1987  
 Schroyer, Ryan ..... 2001-03  
 Schutt, Doug ..... 2002  
 Schwabe, Mike ..... 1987  
 Scialo, Mike ..... 1990-92  
 Scott, Charles ..... 1983-85  
 Seibert, Gib ..... 1980-82  
 Serrano, Ed ..... 1984-85  
 Sewald, Johnny ..... 2013-present  
 Sferra, JJ ..... 2005-06  
 Sheaffer, Jon ..... 2001-02  
 Shiflett, Matt ..... 1987  
 Shinholster, Vince ..... 1986  
 Shinn, Ron ..... 1960  
 Shirley, Greg ..... 1983-84  
 Shores, Scott ..... 1993-94  
 Silcox, Rusty ..... 1990  
 Siler, Drew ..... 1984-85  
 Simmons, Thomas ..... 1996  
 Sims, Jim ..... 1956-59  
 Sitzman, Jay ..... 1997-99  
 Slaughter, Sterling ..... 1961-63  
 Slocum, Doug ..... 1973-74  
 Slonac, Steve ..... 1959, 61  
 Smith, Brent ..... 1992-93  
 Smith, Brian ..... 1991  
 Smith, Don ..... 1982  
 Smith, Glenn ..... 1965-66  
 Smith, Josh ..... 2002  
 Smith, Larry ..... 1961-63  
 Smith, Roger ..... 1986  
 Smith, Syd ..... 1962-63  
 Smith, Tim ..... 2007  
 Smitheran, Jack ..... 1964-66  
 Soddors, Mike ..... 1980-81  
 Sogard, Eric ..... 2005-07  
 Solow, Ken ..... 1977  
 Sontag, Ryan ..... 2006-08  
 Sopko, Mark ..... 2002-03  
 Spehr, Tim ..... 1987-88  
 Spence, Josh ..... 2009  
 Spencer, Matt ..... 2007  
 Spenser, Kaipo ..... 1994-96  
 Spier, Dale ..... 1966  
 St. John, Bob ..... 1971

Stadler, Ray ..... 1963-65  
 Stahl, Greg ..... 1978-79  
 Stankiewicz, Drew 2012-present  
 Starkins, Dennis ..... 1962-63  
 Starkins, Donny ..... 1999  
 Steen, Greg ..... 1981-83  
 Steinkemper, Jake ..... 1993-95  
 Stephans, Russ ..... 1980  
 Steverson, Todd ..... 1990-92  
 Stocker, Mel ..... 2000-01  
 Stockfisch, Austin ..... 2005-06  
 Stoddard, Joe ..... 1993-94  
 Stone, Mike ..... 1972  
 Strong, Garret ..... 1973-75  
 Sutter, Jeff ..... 1986  
 Swagerty, Jordan ..... 2009-10  
 Swan, Craig ..... 1969-72  
 Switzenberg, Don ..... 1965  
 Switzer, Jon ..... 1999-2001

**T**  
 Tatterson, Gary ..... 1990-91  
 Tatum, Mike ..... 1960-61  
 Taylor, Jim ..... 1997  
 Tennell, Jim ..... 1979  
 Thomas, Dwight ..... 1986-87  
 Thomas, Joe ..... 1987  
 Thorpe, Mike ..... 1984-86  
 Thurmond, Ben ..... 2003  
 Tillman, Kevin ..... 1997, 99  
 Tinoco, Dave ..... 1984  
 Tipton, Jim ..... 1959  
 Todare, Steve ..... 1979  
 Tognozzi, Jim ..... 1981-82  
 Tomlinson, Roger ..... 1960-61  
 Tommasini, Kevin ..... 1996-97  
 Torok, John ..... 1963-64  
 Torres, Andy ..... 2001  
 Torrez, Raoul ..... 2007-10  
 Torrez, Riccio ..... 2009-11  
 Torti, Mike ..... 1996  
 Trink, Matt ..... 2006-07  
 Troilo, Darren ..... 1995  
 Tyler, Sean ..... 1993-94

**U**  
 Umbarger, Jim ..... 1972-74  
 Urban, Fran ..... 1956-59  
 Urlaub, Jeff ..... 2006-07  
 Urquidez, Jason ..... 2004-05

**V**  
 Valenzuela, Eric ..... 1997  
 Valley, Rick ..... 1969-72  
 Vande Berg, Ed ..... 1979-80  
 Van Der Meersche, Tom 1975-78  
 Vasquez, Jerry ..... 1977-78  
 Vasquez, Ralph ..... 1968  
 Vasquez, Tim ..... 1996-97  
 Vaughan, Beau ..... 2003  
 Verdugo, Jason ..... 1994-97  
 Villanueva, Gilbert ..... 1983-85  
 Vina, Fernando ..... 1990  
 Vindiola, Eric ..... 1994  
 Vitek, Bernie ..... 1967-68  
 Volney, Bruce ..... 1973

**W**  
 Wakamatsu, Don ..... 1982-85  
 Waldrip, Will ..... 1999-2000  
 Walker, Larry ..... 1962  
 Wallace, Brett ..... 2006-08  
 Walsh, Nick ..... 2001-04  
 Walty, Larry ..... 1994  
 Watson, Steve ..... 1975

Webb, Travis ..... 2004  
 Weber, Lucas ..... 2001  
 Weinberger, Brett ..... 1992  
 Welles, Robby ..... 1991  
 Welton, Tom ..... 1969-71  
 Wente, Jon ..... 1996  
 West, Jeremy ..... 2001-03  
 Westlake, Clay ..... 1973-76  
 Westley, Doug ..... 1962-64  
 Weymouth, Brian ..... 1980  
 Whistler, Randy ..... 1977-79  
 White, Danny ..... 1972-73  
 White, Jeff ..... 1986  
 Wiens, Rick ..... 1998  
 Williams, Eric ..... 2005  
 Williams, Trevor ..... 2011-13  
 Williamson, Antone ..... 1992-94  
 Williamson, Charlie ..... 1999  
 Williamson, Kevin ..... 1984-85  
 Willis, Steve ..... 1988-89  
 Willis, Reggie ..... 1980  
 Wills, Elliot "Bump" ..... 1971-74  
 Wilson, Don ..... 1959-60  
 Wilson, Ric ..... 1981  
 Wilson, Zach ..... 2009-11  
 Winslett, Dax ..... 1993  
 Witherspoon, Greg ..... 1969  
 Workman, Andy ... 2008-09, 2011  
 Workman, Widd ..... 1996  
 Wornardt, Will ..... 1986  
 Wyrick, Dennis ..... 2000-03

**Y**  
 Yaughn, Kip ..... 1989-90  
 Ybarra, RJ ..... 2013-present  
 Young, Billy ..... 2012-13

**Z**  
 Zbikowski, Fran ..... 1970-71  
 Zinicola, Zechry ..... 2004-06  
 Zorich, Pete ..... 1980

Note: The above names represent a comprehensive list of all players listed in an official game box score. On rare occasion, a player may have recorded an official statistic during a year in which he received a "medical redshirt".



	1959 (28-18)	1960 (32-13)	1961 (36-13)	1962 (27-18)	1963 (34-13)	1964 (44-7)	1965 (54-8)	1966 (41-11)
Catcher	Slonac (.233)	Linthicum (.267)	Gorman (.273)	Gorman (.185)	Alesci (.276)	Stadler (.403)	Alesci (.272)	Dyer (.326)
First Base	Jacobs (.310)	Jacobs (.344)	Runge (.333)	Runge (.270)	Westley (.188)	Kleinman (.348)	Kleinman (.327)	Kleinman (.335)
Second Base	Regoli (.356)	Ramirez (.254)	Matsik (.326)	Handley (.212)	Handley (.215)	Lagunas (.340)	Lagunas (.307)	Smitheran (.328)
Third Base	Wilson (.240)	Regoli (.366)	Brion (.333)	Groover (.303)	Ruedy (.302)	Bando (.344)	Bando (.300)	Lind (.202)
Shortstop	Ruiz (.352)	Tomlinson (.332)	Tomlinson (.342)	S. Smith (.191)	Lagunas (.331)	Ruedy (.264)	Armstrong (.235)	Armstrong (.339)
Outfield	Urban (.279)	Lefebvre (.276)	Littleton (.326)	Westley (.295)	Starkins (.278)	Handley (.356)	Monday (.359)	Jackson (.317)
Outfield	Cope (.189)	Littleton (.276)	Ikeda (.320)	Ikeda (.277)	Heiden (.311)	Heiden (.287)	Dyer (.325)	Smith (.317)
Outfield	Hanna (.230)	Saunders (.333)	Lefebvre (.252)	Starkins (.333)	Oliver (.226)	Hyde (.320)	Gretta (.287)	Carpenter (.295)
Pitcher	Sims (4-4)	Barnson (8-2)	Tatum (7-2)	Graham (4-4)	Slaughter (11-2)	Hancock (13-2)	Pavlik (12-0)	Pentland (10-3)
Pitcher	Kostyk (6-4)	Kudron (5-1)	Barnson (9-2)	Slaughter (6-3)	Graham (6-3)	Cook (12-1)	Merrick (13-2)	Spier (7-3)
Pitcher	Kudron (5-3)	Tatum (9-3)	Slaughter (6-4)	Lovrich (6-4)	Cook (9-1)	Lea (6-2)	Lea (11-3)	Pavlik (9-1)
Pitcher	Barnson (6-4)	Miller (5-4)	Anderson (5-3)	Anderson (5-2)	L. Smith (2-3)	Merrick (4-0)	Schmelz (7-1)	Robison (5-0)
Pitcher	Hochevar (1-0)	Kavgian (3-2)	Cook (4-1)	L. Smith (3-2)	Nemecek (3-0)	MacDougal (4-1)	Nurnberg (7-1)	Nurnberg (7-3)
Head Coach	Winkles	Winkles	Winkles	Winkles	Winkles	Winkles	Winkles	Winkles
	1967 (53-12)	1968 (39-14)	1969 (56-11)	1970 (30-22)	1971 (50-13)	1972 (64-6)	1973 (59-8)	1974 (39-24)
Catcher	Davini (.311)	Davini (.311)	Cotton (.335)	Mantlo (.236)	Mantlo (.304)	Myers (.333)	Myers (.353)	Allenson (.269)
First Base	Bobb (.282)	Paulson (.285)	Osborn (.284)	Osborn (.235)	Schmuck (.434)	Mantlo (.346)	Westlake (.382)	Westlake (.309)
Second Base	Nelson (.284)	Nelson (.351)	Randle (.225)	Randle (.335)	Reed (.299)	Reed (.344)	Berger (.361)	Wills (.383)
Third Base	Grangaard (.264)	Grangaard (.318)	Brenner (.254)	Valley (.322)	Valley (.304)	Valley (.362)	Oscarson (.344)	Maddox (.287)
Shortstop	Lind (.263)	Randle (.298)	Detter (.302)	Bannister (.248)	Bannister (.376)	Bannister (.380)	Wills (.289)	Oscarson (.257)
Outfield	Reid (.301)	Powell (.366)	Powell (.366)	Atwell (.299)	Atwell (.398)	Wills (.355)	Kendrick (.362)	T. Sain (.298)
Outfield	Carpenter (.277)	Dolinsek (.269)	Dolinsek (.346)	Schmuck (.321)	J. Sain (.298)	Atwell (.324)	Harris (.343)	Strong (.283)
Outfield	Linville (.266)	Linville (.254)	Dick (.344)	Collinge (.242)	Jacobson (.293)	J. Sain (.258)	Atwell (.338)	Landreaux (.243)
Pitcher	Gentry (17-1)	Arnold (11-3)	Gura (19-2)	M. Hansen (6-1)	Bane (11-2)	Bane (14-1)	Bane (15-1)	Peterson (10-2)
Pitcher	Burgess (16-3)	Pentland (8-4)	LaGrow (14-1)	Crawford (7-9)	Swan (14-4)	Swan (16-1)	Otten (15-1)	Poloni (9-2)
Pitcher	Pentland (14-5)	K. Hansen (8-2)	K. Hansen (9-2)	Swan (8-4)	Crawford (9-3)	Crawford (13-2)	Slocum (13-2)	Umbarger (8-1)
Pitcher	Nurnberg (2-1)	Gura (4-4)	Swan (9-0)	K. Hansen (7-3)	K. Hansen (6-3)	Otten (9-0)	Umbarger (5-3)	Bannister (4-0)
Pitcher	Gura (2-0)	Miller (3-1)	Crawford (4-3)	Pelekoudas (1-1)	M. Hansen (7-1)	Hrovat (8-1)	Hrovat (2-2)	Slocum (2-3)
Head Coach	Winkles	Winkles	Winkles	Winkles	Winkles	Brock	Brock	Brock
	1975 (61-13)	1976 (65-10)	1977 (57-12)	1978 (56-12)	1979 (32-31)	1980 (38-25)	1981 (55-13)	1982 (58-15)
Catcher	Harrison (.242)	Allenson (.320)	Bando (.372)	Bando (.415)	Freitas (.397)	Stephans (.312)	Wilson (.255)	Pryor (.298)
First Base	Westlake (.304)	Phelps (.351)	Nyman (.298)	Anicich (.327)	Anicich (.332)	Ferris (.308)	Davis (.395)	Davis (.351)
Second Base	T. Sain (.315)	Peters (.337)	Horner (.389)	Allen (.347)	LaSala (.303)	McCain (.297)	Martinez (.290)	Steen (.284)
Third Base	Allenson (.315)	Humphry (.375)	Humphry (.286)	Horner (.412)	Stahl (.311)	Sodders (.349)	Sodders (.424)	Salcedo (.350)
Shortstop	Maddox (.365)	Horner (.339)	Henderson (.384)	Brooks (.432)	Barrett (.332)	Martinez (.271)	Hill (.378)	Baker (.314)
Outfield	Landreaux (.326)	Landreaux (.408)	Brooks (.346)	Irvine (.328)	Irvine (.335)	Nelson (.312)	Romine (.410)	Romine (.406)
Outfield	Phelps (.315)	Pate (.368)	Peters (.385)	Stahl (.282)	Holmes (.330)	Pagel (.321)	Nelson (.345)	Seibert (.279)
Outfield	Strong (.339)	Colbern (.361)	J. Allen (.356)	Michael (.376)	D. Eiler (.283)	Holmes (.332)	Holmes (.366)	Pagel (.320)
DH	—	—	Hudgens (.372)	Hudgens (.274)	Allen (.257)	Davis (.370)	Miller (.340)	Johnston (.306)
Pitcher	Bannister (15-4)	Bannister (19-2)	Vasquez (12-2)	Jones (13-2)	Raine (5-2)	Dukes (10-5)	Carter (19-1)	Boudreau (9-1)
Pitcher	Poloni (10-1)	Hanna (15-1)	Jackson (10-4)					





	1991 (35-27)	1992 (32-24)	1993 (46-20)	1994 (45-18)	1995 (34-21)	1996 (35-21)	1997 (39-22)	1998 (41-23)
Catcher	Rea (.296)	Robson (.293)	Lo Duca (.446)	Cady (.295)	Troilo (.321)	McKay (.335)	Halvorson (.295)	Jones (.333)
First Base	Robson (.268)	Newstrom (.294)	Newstrom (.356)	Lembi (.360)	Kent (.341)	Beinbrink (.362)	Grijalva (.321)	Phelps (.348)
Second Base	Scialo (.275)	Dunn (.335)	Dunn (.346)	Rensmeyer (.291)	Betten (.320)	Kent (.357)	Leon (.353)	Bloomquist (.414)
Third Base	Austin (.364)	Williamson (.315)	Williamson (.378)	Williamson (.371)	McKay (.315)	Torti (.317)	Beinbrink (.380)	Beinbrink (.328)
Shortstop	Ehmann (.331)	Ehmann (.341)	McKay (.276)	Betten (.296)	Goodell (.328)	Collins (.230)	Collins (.277)	Collins (.285)
Outfield	Samuels (.299)	Samuels (.287)	Lootens (.254)	McGonigle (.321)	McKinley (.325)	McKinley (.386)	McKinley (.423)	Moreno (.354)
Outfield	Kelly (.373)	Steverson (.303)	Cruz (.342)	Cruz (.393)	Leon (.259)	Moreno (.378)	Arguelles (.301)	Arguelles (.278)
Outfield	Steverson (.289)	W'berger (.367)	Shores (.254)	Shores (.318)	Flowers (.321)	Cermak (.317)	Moreno (.313)	Delucchi (.222)
DH	Henderson (.264)	Henderson (.310)	Cady (.315)	Tyler (.294)	Lembi (.272)	Gosewisch (.324)	Bloomquist (.356)	Myers (.386)
Pitcher	Rees (7-5)	Matranga (10-7)	Barcelo (12-4)	Neal (9-5)	Spenser (8-5)	Bond (7-5)	Mills (6-3)	Mills (8-4)
Pitcher	Newstrom (10-2)	Newstrom (7-2)	Winslett (10-5)	Bond (7-2)	Neal (5-7)	Workman (3-3)	Lowery (6-2)	Lowery (8-6)
Pitcher	Tatterson (7-7)	Lowe (8-5)	Rawitzer (5-3)	Spenser (10-0)	Bond (3-2)	Lowery (5-1)	Cermak (7-3)	Kramer (8-2)
Pitcher	Dodd (6-5)	Rawitzer (4-5)	Newstrom (3-0)	Peery (11-2)	Bradley (5-3)	Molina (3-2)	Byrd (6-2)	Pennington (7-2)
Head Coach	Brock	Brock	Brock	Brock	Murphy	Murphy	Murphy	Murphy

	1999 (39-21)	2000 (44-15)	2001 (37-20-1)	2002 (37-21)	2003 (54-14)	2004 (41-18)	2005 (42-25)	2006 (37-21)
Catcher	Pratt (.307)	Myers (.412)	Myers (.395)	Castillo (.287)	Gosewisch (.340)	Gosewisch (.342)	Gosewisch (.321)	Paramore (.318)
First Base	Jones (.333)	Phelps (.362)	Phelps (.307)	West (.356)	Larish (.372)	Persichina (.320)	Larish (.324)	Wallace (.371)
Second Base	Ernster (.439)	Conrad (.336)	Conrad (.278)	Garcia (.336)	Garrabrants (.324)	Walsh (.329)	Dhaenens (.312)	Sogard (.353)
Third Base	Beinbrink (.402)	Lopez (.370)	Lopez (.310)	Larish (.328)	Wyrick (.345)	Asanovich (.367)	Hooft (.293)	Retherford (.305)
Shortstop	Bloomquist (.364)	Wyrick (.317)	Wyrick (.360)	Pedroia (.347)	Pedroia (.404)	Pedroia (.393)	Romine (.282)	Romine (.375)
Outfield	Duncan (.377)	Jones (.357)	Allen (.389)	Allen (.278)	Buck (.326)	Buck (.373)	Buck (.382)	Curtis (.335)
Outfield	Cadiente (.362)	Duncan (.347)	Duffy (.373)	Sheaffer (.364)	Ethier (.377)	Curtis (.300)	Curtis (.342)	Sontag (.319)
Outfield	Sitzman (.373)	Martin (.325)	Stocker (.245)	Ethier (.363)	Bosch (.209)	Larish (.308)	Sferra (.311)	Sferra (.323)
DH	Myers (.329)	Hines (.264)	West (.307)	Garrabrants (.337)	West (.381)	Zinicola (.280)	Fox (.295)	Davis (.329)
Pitcher	Waldrup (10-3)	Switzer (11-3)	Torres (13-4)	Esposito (9-6)	Thurmond (8-0)	Urquidez (12-3)	Averill (11-4)	Bordes (7-1)
Pitcher	Switzer (7-4)	Pennington (7-2)	Esposito (5-2)	McClellan (7-6)	Averill (8-2)	Mousser (6-4)	Urquidez (10-4)	Barnette (6-1)
Pitcher	Crumpton (7-4)	Waldrup (6-1)	Switzer (5-6)	Kartler (4-4)	Vaughan (10-6)	Bordes (3-1)	Bordes (5-7)	Arreola (2-1)
Pitcher	Pennington (7-5)	Friedberg (1-0)	Friedberg (4-2)	Schroyer (4-1, 8 S)	Schroyer (9 SV)	Zinicola (9 SV)	Zinicola (4 SV)	Bresnehan (3-3)
Pitcher	Williamson (2-1)	Pezely (8-2)	Klusman (1-0)	Arguello (5-1)	Liebeck (8-0)	Bresnehan (5 SV)	Bresnehan (2 SV)	Zinicola (6 SV)
Head Coach	Murphy	Murphy	Murphy	Murphy	Murphy	Murphy	Murphy	Murphy

	2007 (49-15)*	2008 (49-13)	2009 (51-14)	2010 (52-10)	2011 (43-18)	2012 (36-20)	2013 (37-22-1)
Catcher	Paramore (.379)	Paramore (.355)	Ramirez (.338)	Barnes (.272)	Barnes (.320)	Rossiter (.326)	Rossiter (.272)
First Base	Wallace (.404)	Davis (.385)	Ri. Torrez (.280)	Ri. Torrez (.393)	Wilson (.258)	Ruiz (.305)	DiNatale (.302)
Second Base	Sogard (.400)	Torrez (.341)	MacPhee (.270)	MacPhee (.389)	MacPhee (.279)	DeMichele (.336)	McDonald (.257)
Third Base	Hall (.313)	Wallace (.410)	Ra. Torrez (.250)	Ra. Torrez (.268)	Ri. Torrez (.307)	Benjamin (.322)	Benjamin (.335)
Shortstop	Romine (.300)	Champagnie (.371)	Maggi (.309)	Marrero (.397)	Marrero (.315)	Marrero (.284)	Stankiewicz (.295)
Outfield	Davis (.349)	Sontag (.393)	Calhoun (.313)	Maggi (.326)	Ruettiger (.327)	Coffman (.234)	Peevyhouse (.251)
Outfield	Spencer (.369)	Kipnis (.371)	Kipnis (.384)	Ruettiger (.351)	Aplin (.284)	Aplin (.313)	Coffman (.332)
Outfield	Smith (.333)	Newman (.322)	Newman (.305)	Calhoun (.321)	Newman (.280)	Allen (.279)	Allen (.297)
DH	Roling (.356)	Roling (.340)	Ruettiger (.360)	Wilson (.349)	DeMichele (.368)	McDonald (.284)	Causey (.274)
Pitcher	Leake (13-2)	Leake (11-3)	Leake (16-1)	Blair (12-1)	Rodgers (9-4)	Rodgers (10-3)	Williams (6-6)
Pitcher	Satow (13-3)	Satow (9-4)	Spence (10-1)	Kelly (10-3)	Champlin (9-4)	Williams (12-2)	Kellogg (11-1)
Pitcher	Flores (11-2)	Rafferty (12-0)	Blair (7-2)	Borup (11-1)	Barrett (7-4)	Ravago (4-1)	Miller (4-0)
Pitcher	Parigi (3-1)	Sauer (4-1)	Lambson (9-5)	Lambson (8-2)	Lambson (7-4, 9 SV)	Dunbar (1-0)	Blackford (5-1)
Pitcher	Jarvis (11 SV)	Davis (4 SV)	Swagerty (4 SV)	Swagerty (14 SV)	Blackford (4-1)	Barrett (11 SV)	Burr (12 SV)
Coach	Murphy	Murphy	Murphy	Esmay	Esmay	Esmay	Esmay

\*- 44 wins later vacated




# THE EARLY YEARS

*ASU Baseball 1907-1958*



*John Regoli*



*Lattie Coor Sr.*



*1918 baseball team*

Year.....	Record .....	Coach .....
1907.....	7-2 .....	Fred Ayer
1908.....	4-8-1 .....	Fred Ayer
1909.....	10-6.....	Fred Ayer
1910.....	12-3.....	Fred Ayer
1911.....	4-3 .....	Fred Ayer
1912.....	13-4.....	John Spikes
1913.....	10-1.....	John Spikes
1914.....	6-5 .....	Horace Griffen
1915.....	2-8 .....	George Schaeffer
1916.....	6-5 .....	George Schaeffer
1917.....	2-6 .....	George Schaeffer
1918.....	6-1 .....	George Cooper
1919.....	1-8 .....	George Cooper
1920.....	7-3 .....	George Cooper
1921.....	17-2.....	George Cooper
1922.....	10-2.....	George Cooper
1923.....	5-5 .....	Ernest Willis
1924.....	4-5-1 .....	Aaron McCreary
1925.....	2-8 .....	Aaron McCreary
1926.....	1-9 .....	Aaron McCreary
1927.....	8-3 .....	Leslie Fairbanks
1928.....	6-5 .....	Aaron McCreary
1929.....	5-6 .....	Leslie Fairbanks
1930.....	2-9 .....	Aaron McCreary
1931.....	5-10.....	Aaron McCreary
1932.....	5-7 .....	Joe Selleh

1933.....	4-12.....	Joe Selleh
1934.....	7-10.....	Joe Selleh
1935.....	5-7.....	Joe Selleh
1936.....	8-8.....	Joe Selleh
1937.....	4-5.....	Earl Pomeroy
1938.....	7-8.....	Tom Lillico
1939.....	Did Not Play	
1940.....	5-9.....	Bill Kajikawa
1941.....	Did Not Play	
1942.....	4-5-1 .....	Nick Johnson
1943.....	DNP—WWII	
1944.....	DNP—WWII	
1945.....	DNP—WWII	
1946.....	6-6.....	Bill Kajikawa
1947.....	8-8.....	Bill Kajikawa
1948.....	13-10 .....	Bill Kajikawa
1949.....	6-7 .....	Bill Kajikawa
1950.....	11-10 .....	Bill Kajikawa
1951.....	7-15.....	Bud Younger
1952.....	6-14.....	Bill Kajikawa
1953.....	5-18-1.....	Jack Machtolff
1954.....	5-6.....	Bob White
1955.....	14-9.....	Melvin Erickson
1956.....	14-12 .....	Melvin Erickson
1957.....	15-16-1 ...	Melvin Erickson
1958.....	19-16 .....	Melvin Erickson



Head Coaches.....	Record (Yrs.) .....
Fred Ayer .....	37-22-1 (1907-11)
John Spikes.....	23-5 (1912-13)
Horace Griffen .....	6-5 (1914)
George Schaeffer.....	10-19 (1915-17)
George Cooper.....	41-16 (1918-22)
Ernest Willis .....	5-5 (1923)
Aaron McCreary .....	20-46-1 (1924-26, 28, 30-31)
Leslie Fairbanks.....	13-9 (1927, 29)
Joe Selleh .....	29-44 (1932-36)
Earl Pomeroy.....	4-5 (1937)
Tom Lillico.....	7-8 (1938)
Nick Johnson.....	4-5-1 (1942)
Bill Kajikawa.....	55-64 (1940, 46-50, 52)
Bud Younger .....	7-15 (1951)
Jack Machtolff.....	5-18-1 (1953)
Bob White .....	5-6 (1954)
Melvin Erickson .....	62-53-1 (1955-58)

Early Record (1907-1958): 333-345-5 (47)





# VARSITY ROSTER

*All-Time Roster 1907-1958*

## A

Adams, Ellis "Peanuts" ..... 1915  
Albrick, Ed ..... 1949  
Alexander, "Schoolboy" ..... 1910  
Alvarez, "Jiggs" ..... 1942-48  
Ambrose, Stewart ..... 1922-23  
Ames, "Schoolboy" ..... 1911  
Anaya, Joe ..... 1947-49  
Anderson, Bob ..... 1942  
Armenta, Lupe ..... 1915  
Armstrong, Jim "Jupe" ..... 1936  
Arnett, Floyd "Bud" ..... 1938, 40  
Arney, Barry ..... 1947, 49  
Arvizu, Al ..... 1937-38  
Ashcroft, George ..... 1907  
Ashe, Bob ..... 1933-35  
Austin, Cedric "Soapy" .. 1919-23  
Austin, Harold ..... 1917-18-19  
Austin, Wilfred ..... 1919-22  
Ayer, Fred ..... 1907-11

## B

Baker, Ted ..... 1936  
Baniewicz, Don ..... 1957-58  
Barclay, Don ..... 1947  
Barkley, Hugh ..... 1907  
Barnes, Al ..... 1948  
Barney, James ..... 1926-28  
Barnson, Roger ..... 1958  
Bartholomew, Clare ..... 1956  
Bartlett, George ..... 1936-37  
Bauer, August "Dutch" ..... 1916  
Beauchamp, Ed ..... 1947  
Benham, Lenwood ..... 1946  
Bentley, Howard ..... 1919  
Blake, Jack ..... 1957-58  
Blake, Parley ..... 1909-11  
Blome, Maurice ..... 1907-09  
Boetto, Herb ..... 1947  
Boetto, Tony ..... 1919-22  
Bojorquez, David ..... 1946-47  
Bouldin, Ron ..... 1953, 56  
Bowen, Frank ..... 1922-23  
Bowie, Arthur ..... 1936-37  
Bracamonte, Dick ..... 1953-54  
Bradberry, Jack ..... 1946  
Brady, Forest ..... 1915  
Brady, Hilbert ..... 1937  
Bray, Bill ..... 1940  
Brewster, Rex ..... 1956  
Brogan, William ..... 1921-22  
Brown, George ..... 1910-11  
Brown, Pete ..... 1919-22  
Brown, Tim ..... 1947-48  
Brundage, Joe ..... 1925-26  
Bryant, Curt ..... 1957-58  
Buck, Leo ..... 1916, 20  
Buckles, Ferrell ..... 1920-22  
Buehman, Jim ..... 1930, 32  
Burrel, Joe ..... 1946  
Burrola, Rudy ..... 1951-52, 54-55

## C

Campolo, Dominic ..... 1940  
Cantrell, Don ..... 1942  
Caplinger, Earl "Cappy" . 1934-35  
Caplinger, Gerald "Cappy" . 1930-33  
Capps, Brown ..... 1919-21

Carlson, Bruce ..... 1949  
Carr, Eddie ..... 1926-27  
Casey, Leland ..... 1929-30  
Castillo, Lito ..... 1956  
Castle, Lewis "Lionel" .... 1912-15  
Caywood, Wallace "Wally" . 1929  
Celaya, Don ..... 1924  
Chase, Carl "Trusty" ..... 1916  
Chatham, Chester ..... 1929  
Chavez, John ..... 1957-58  
Chavez, Rex ..... 1952-55  
Chesley, Horace ..... 1930  
Cheuvront, Ron ..... 1955  
Cislaghi, Guido "Greek" . 1929-32  
Clark, Iggy "Kentucky" ..... 1940  
Clark, Wade ..... 1934  
Clemence, Harold "Schoolboy" 1936-38  
Clements, Dudley ..... 1919  
Cleve, Don ..... 1949-51  
Clifford, Jesse ..... 1907-08  
Coffin, Edwin ..... 1917  
Cole, Benny ..... 1928-29, 31-32  
Cole, Roy ..... 1921  
Conniff, John ..... 1950  
Cooper, Anson ..... 1932-34  
Coor, Lattie ..... 1928-29  
Cope, Everett ..... 1958  
Coppinger, Roy ..... 1951-52  
Corbell, Louis "Corbie" ..... 1907  
Corbell, Paul "Corbie" .... 1911-12  
Cosentino, Frank (mgr.) .... 1940  
Cotter, Sam ..... 1951  
Covarrubias, Fred ..... 1955  
Craig, Sydney ..... 1916  
Crabtree, Glen ..... 1930  
Crichlow, Charles (mgr.) .... 1935  
Critchley, Dan ..... 1909-10  
Crow, Robert "Lefty" ..... 1925  
Cruz, Albert "Tweet" ..... 1929-32  
Cuber, Leo ..... 1909  
Curry, John ..... 1924  
Cupps, Tommy ..... 1955

## D

Dains, Charles ..... 1915  
Dains, Ray ..... 1914  
Dalmolin, Albert "Thug" . 1936-37  
Daniels, Virgil ..... 1927-28  
Daves, George Jr. .... 1955  
Davis, Mason ..... 1924  
Dayton, Lester "Truck" .. 1942, 46  
Dean, Bill ..... 1951-52  
Dean, Moffat "Jack" ..... 1912-13  
DeBenon, Charles ..... 1956  
DeClercq, Jack ..... 1926-29  
Dick, Wilburn "Skipper" .. 1931-33  
DiSalvo, Fred ..... 1949-52  
Dixon, John ..... 1938  
Don, Cleve ..... 1949  
Dorsey, Eugene ..... 1917  
Dougherty, Clyde ..... 1946, 48  
Downs, Glenn ..... 1914-15  
Duca, Ssam ..... 1952  
Ducote, Layton "Duke" ..... 1955  
Dyer, Kenneth "Red" .... 1930, 32  
Dykes, John ..... 1907-09  
Dykes, Leonard ..... 1910

## E

Edgar, "Schoolboy" ..... 1935  
Eisenhart, Jack ..... 1916  
Ellsworth, Charles ..... 1951  
Enright, Joe ..... 1921  
Estrada, Raphael "Wetto" ... 1922-23

## F

Fellows, Will ..... 1907-09  
Fernandez, Lloyd ..... 1952-54  
Finch, Bob ..... 1916  
Fisher, Bob ..... 1956  
Flannigan, Tom ..... 1912-14  
Foster, Jack ..... 1914-15  
Fowler, Ted ..... 1954  
Fram, Alfred "Ray" ..... 1917  
Franquero, Emmanuel "Frankie" .. 1935, 40  
Fraser, Kim ..... 1957  
Fraunfelder, Herman ..... 1949  
Freeman, Larry ..... 1952  
Freestone, Dick "Lefty" ..... 1933  
Fulghum, Gene ..... 1938  
Furrey, Meryl ..... 1932-34  
Futch, Tom ..... 1953-56

## G

Gallardo, Eddie ..... 1948-50  
Ganley, Phil ..... 1952, 55  
Gannon, James ..... 1940  
Gehres, Bob ..... 1950  
Gibney, Frank ..... 1948  
Giorsetti, Joe ..... 1942  
Giorsetti, John ..... 1940  
Giorsett, Mike ..... 1936-37  
Glenn, Bill ..... 1918  
Glitsos, Gus ..... 1937-38  
Goddard, Delbert ..... 1924-27  
Goodwin, Garfield ..... 1934  
Goodwin, Gordon ..... 1917-19  
Goodwin, Joe "Slim" ..... 1946  
Goodwin, John "Skinny" 1923-24  
Goodwin, Julius ..... 1913  
Goodwin, Woodrow ..... 1935  
Gragg, Bill ..... 1940  
Graybill, Dave ..... 1954-57  
Griffen, Fritz ..... 1912  
Griffen, Horace ..... 1912-14, 17  
Griffin, Paul "Tuffy" ..... 1934

## H

Habbey, Romero ..... 1909-11  
Haddock, Bill ..... 1947  
Haddock, Bob ..... 1952  
Haddock, Tom ..... 1947, 49-50  
Halbert, Jackson ..... 1909-10  
Hanson, Charles ..... 1920-21  
Harbison, Doyle ..... 1927, 28  
Hardesty, George ..... 1953, 55  
Hardesty, Landen ..... 1932, 34  
Hargrave, Bob ..... 1951-52  
Harmon, Bill ..... 1936  
Harris, Fenn "Shake" .... 1916, 18  
Hartranft, Bill ..... 1913-15  
Hastings, Weldon "Wes" 1937-38  
Helsel, Byron ..... 1946  
Herrada, Mike ..... 1955  
Heffelman, Ralph ..... 1919  
Hickman, John ..... 1953-56  
Hicks, Hadley ..... 1957-58

Hilbers, Leonard ..... 1914-16  
Hileman, William ..... 1914  
Hinshaw, John ..... 1929  
Hinton, John "Bull" ..... 1929-32  
Holdeman, Nelson ..... 1928  
Holt, Jim ..... 1933-35  
Horan, Bill (mgr.) ..... 1932  
Hovelman, Bill ..... 1935-36  
Hudson, Hugh ..... 1928-29  
Hunsaker, Hal ..... 1938  
Hunt, "Schoolboy" ..... 1920

## I

Island, Joe ..... 1936-37

## J

Jackson, Henry ..... 1948  
Jacobs, John ..... 1957-58  
Jacobson, Hank ..... 1952  
Johnson, James ..... 1949  
Johnson, Johnny (mgr.) .... 1956  
Johnson, Nick ..... 1942, 48  
Jonassen, Gaylord .. 1955-56, 58  
Jones, Earl ..... 1938  
Jones, Edward ..... 1923-24  
Jones, Hank ..... 1938  
Jones, Virgil ..... 1938

## K

Kajikawa, Bill ..... 1935, 37, 42  
Keith, William "Wild Bill" .... 1930  
Kelly, Hugh ..... 1954  
Kemp, Phil ..... 1956-58  
Kempson, Glenn ..... 1930  
Kiefer, Karl ..... 1958  
King, Gay ..... 1954-55  
Klein, Melvin ..... 1947  
Kleinman, Heber ..... 1936  
Kostyk, Joe ..... 1956-58  
Kramer, Paul ..... 1942  
Kromka, Tom ..... 1947-49  
Kudron, Rogger ..... 1957-58  
Kurtz, Harold ..... 1946  
Kwiatkowski, Ladd ..... 1951-52

## L

Lauffer, Jake "Mugs" ..... 1924  
Lemons, Pascal ... 1910, 1913-14  
Lillico, Tom ..... 1931-34  
Lockling, Bret ..... 1916-18  
Lorona, Bob ..... 1948-51  
Lovett, Jerry ..... 1952  
Lukin, Harold ..... 1922-23  
Lusher, Lyle ..... 1933, 35-36  
Lynch, John ..... 1908-10

## M

Mack, Dudley ..... 1953  
Maddy, Jack ..... 1949-50  
Maddy, Rex ..... 1951  
Madison, Spencer ..... 1946  
Madrid, Tanis ..... 1951-53  
Madril, Ruben ..... 1953  
Mann, Bennie ..... 1947  
Manning, Ed ..... 1948-49  
Marcus, Fred ..... 1946  
Marich, George ..... 1936-38  
Marion, Ray ..... 1948-51  
Marquez, Alfred ..... 1946  
Marquez, Art ..... 1952



# ASU



Marsh, Stan ..... 1950  
Martin, Ken ..... 1953  
Martinez, Walter ..... 1953, 55-56  
Mastaler, Rudy ..... 1946  
McCaleb, Bill ..... 1942  
McCallister, Stan ..... 1953-54  
McCartan, Bob (mgr.) ..... 1951  
McCleve, Dick ..... 1950  
McClure, "Schoolboy" ..... 1947  
McComb, Jessey ..... 1911-13  
McComb, Robert ..... 1913-14  
McCullar, Cecil "Stud" ..... 1929-31  
McCreary, Aaron ..... 1914-15  
McKellar, Bruce ..... 1935-37  
McNabb, Chester "Chet" ..... 1940  
McNeil, Henry ..... 1933-34  
Mead, Bill ..... 1957-58  
Medina, Cruz ..... 1953, 55  
Menke, Jack ..... 1933  
Miller, Floyd ..... 1922-23  
Miller, Halbert (mgr.) ..... 1907  
Miller, Hamilton "Ham" ..... 1916-18  
Miller, Jay "Lefty" ..... 1947  
Millett, Arthur ..... 1908-08  
Minter, Howard ..... 1921  
Moeur, Kelly ..... 1915-16  
Moeur, William "Buster" ..... 1926  
Mong, Larry ..... 1954  
Morales, Frank "Paco" ..... 1951  
Morgan, Johnny ..... 1931  
Morris, "Schoolboy" ..... 1909  
Morris, Bob ..... 1947  
Morrison, Duane ..... 1952  
Morrow, Gregg ..... 1924-25  
Moss, Charles ..... 1933-34  
Moses, Glenn ..... 1930  
Mullen, John ..... 1908-11  
Mullen, Kenneth ..... 1922-23  
Mullen, Robert ..... 1925, 28  
Muraca, Manny ..... 1954

**N**  
Navarrete, Raul ..... 1947  
Neely, Bob ..... 1948  
Neilson, Dave ..... 1946  
Nevitt, Mac ..... 1918  
Nitafan, Nick ..... 1952  
Nix, John ..... 1920-21

**O**  
O'Brien, Johnny ..... 1935  
O'Dell, Melvin ..... 1951  
Oliver, Wade ..... 1948-51  
Olsen, Bill ..... 1932-34  
Olson, Edward ..... 1956  
Ortega, Vic ..... 1937-38, 40  
Ortega, Ricardo ..... 1934

**P**  
Pabst, Bill ..... 1935-36  
Parry, Bill ..... 1936  
Parry, Frank ..... 1907  
Padelford, Bob ..... 1952  
Palmer, Earl ..... 1946  
Pate, Thomas ..... 1917  
Patterson, Dale ..... 1920-21  
Pavlovich, Louis ..... 1942  
Peck, Ralph (mgr.) ..... 1912  
Phifer, Ron ..... 1958  
Pickens, Wendell ..... 1934  
Pickrell, Charles (mgr.) ..... 1911  
Pina, Frank ..... 1951-52  
Pingitore, Mike ..... 1949-51  
Polete, Bill ..... 1940  
Pomeroy, Theron "Pony" ..... 1924-27

Popoff, Alex ..... 1942  
Porter, Bill ..... 1957-58  
Porter, Harold ..... 1950-52  
Poulos, Gus ..... 1953  
Prather, Clifford "Droopy" ..... 1926-28, 31  
Prince, Lou ..... 1954  
Pugnea, George (mgr.) ..... 1949

**R**  
Raley, Ted ..... 1926  
Rawlins, Bill ..... 1950-51  
Reeves, Roloff ..... 1916  
Regoli, John ..... 1958  
Reid, Bob ..... 1958  
Reiman, Elmer "Cotton" ..... 1931  
Rich, Hank ..... 1951  
Richardson, Glenn ..... 1955-56  
Ridgeway, Al ..... 1942  
Rifkin, Art ..... 1951-52  
Rifkin, Burt ..... 1952  
Riggs, Eddie ..... 1924-27  
Riggs, Johnny ..... 1926, 28  
Riley, Joe ..... 1952  
Roberts, "Roach" ..... 1914-15  
Robinson, William ..... 1917-18  
Rogers, "Schoolboy" ..... 1908  
Rogers, Paul ..... 1958  
Rollins, Charles ..... 1920-21  
Romo, Robert ..... 1916  
Ross, William ..... 1954  
Roth, Bobby ..... 1955-56  
Ruiz, Benny ..... 1958  
Ruse, Robert ..... 1923-24  
Ruth, Walt "Cowboy" ..... 1940  
Ryland, George ..... 1937

**S**  
Sabbagh, Tom ..... 1948  
Saenz, Dick ..... 1955  
Salsinger, Joe ..... 1948  
Sanserino, Albert ..... 1940  
Saunders, Dick ..... 1957-58  
Sawaia, Wade ..... 1942, 46  
Scanlon, Walter "Skeets" ..... 1948-51  
Schuler, Ellis ..... 1932  
Schweikhart, Herman ..... 1935-37  
Scott, Ted ..... 1931  
Selchow, Harry ..... 1948  
Selleh, Joe ..... 1931  
Sexton, Clarence ..... 1935  
Shahan, Frank ..... 1918-19  
Shawn, Edwin ..... 1933-34, 36  
Shepard, Howard (mgr.) ..... 1946  
Shill, Otto ..... 1914-15  
Shill, Scott ..... 1915  
Shrigley, Sam ..... 1907  
Shuck, Frank ..... 1917  
Shuey, Ray ..... 1955  
Simpkins, Ernest "Bally" ..... 1925  
Sims, Jim ..... 1956-58  
Sine, Melvin ..... 1927-29  
Sizemore, Melvin ..... 1934-36  
Slaughter, Bob ..... 1952  
Slagle, Howard "Lefty" ..... 1948  
Smith, Bill ..... 1953-56  
Smith, Joe ..... 1925-28  
Smith, Robert ..... 1928-31  
Smith, Larry "Turp" ..... 1926  
Sorenson, Joe ..... 1952  
Soulier, Percy ..... 1913  
Southern, Reid (bat boy) ..... 1947-48  
Soza, Bob ..... 1940, 42  
Spikes, "Sam" Albert ..... 1911-14  
Spikes, John ..... 1911-13  
Standage, Earl ..... 1908-09

Stansbury, Herman ..... 1918  
Stapley, Norman ..... 1942  
Stowe, Jesse ..... 1919  
Stewart, Leroy ..... 1907  
Steverson, Steve ..... 1930  
Stitt, Jimmy ..... 1940  
Strong, Kenneth ..... 1923-24

**T**  
Tameron, Joe ..... 1949-51  
Tarbell, Henry ..... 1947  
Terrell, Lawrence ..... 1927  
Thomas, Dave ..... 1935, 38  
Tomes, Jack ..... 1952-55  
Toney, Ken ..... 1957-58  
Traversi, James "Jiggs" ..... 1931-32  
Traylor, Manley ..... 1947  
Trbovich, George "Judo" ..... 1948-51  
Trees, James ..... 1954  
Trejo, Gilbert ..... 1949  
Tuckey, Vernon ..... 1931-34  
Turner, John ..... 1922-23

**U**  
Urban, Fran ..... 1956-59

**V**  
Vizcaya, Jim ..... 1946  
Voelckel, Bob ..... 1920-21

**W**  
Walker, Dick (mgr.) ..... 1938  
Walker, Larry ..... 1935-36  
Wallace, Bill ..... 1925  
Way, Arthur "Bab" ..... 1924-25  
Weaver, Alva ..... 1922-23  
Weiss, Jim (mgr.) ..... 1930  
Wells, George ..... 1916-19  
White, Don ..... 1956-58  
Whitley, Gerald ..... 1948  
Willis, Blake ..... 1949-50  
Windes, Eustace ..... 1911  
Windes, Leldon ..... 1921  
Winkelman, Elbert ..... 1918

**Y**  
Yates, Bruce (bat boy) ..... 1949  
Ybarra, Ray ..... 1940  
Yelverton, Jack (mgr.) ..... 1948  
Yoder, Stanley ..... 1946  
Young, Bill ..... 1950  
Youree, Royce ..... 1956-58

**Z**  
Zink, Stuart "Stew" ..... 1955-56

Note: The above names represent a comprehensive list of all players listed in an official game box score. On rare occasion, a player may have recorded an official statistic during a year in which he received a "medical redshirt"



# ALL-TIME DRAFT RESULTS

## 2013 (7):

Trevor Williams	Miami Marlins	2nd
Kasey Coffman	Detroit Tigers	10th
Michael Benjamin	Colorado Rockies	13th
Max Rossiter	Pittsburgh Pirates	15th
James McDonald	Los Angeles Dodgers	18th
Cory Hahn	Arizona Diamondbacks	34th
Alex Blackford	Los Angeles Angels	37th

## 2012 (10):

Deven Marrero, SS	Boston Red Sox	1st (24)
Brady Rodgers, RHP	Houston Astros	3rd
Joey DeMichele, INF	Chicago White Sox	3rd
Jake Barrett, RHP	Arizona Diamondbacks	4th
Andrew Aplin, OF	Houston Astros	5th
Abe Ruiz, INF	Chicago White Sox	16th
Robert Ravago, RHP	Miami Marlins	22nd
Brandon Magee, OF	Boston Red Sox	23rd
Beau Maggi, C	Kansas City Royals	24th
Max Rossiter, C	Pittsburgh Pirates	32nd

## 2011 (11):

Riccio Torrez, INF	Tampa Bay Rays	4th
Johnny Ruettiger, OF	Baltimore Orioles	8th
Austin Barnes, C	Florida Marlins	9th
Zack MacPhee, 2B	Cleveland Indians	13th
Xorge Carrillo, C	New York Mets	14th
Mitchell Lambson, LHP	Houston Astros	19th
Brandon Magee, OF	Oakland A's	21st
Zach Wilson, 3B	New York Yankees	21st
Kyle Ottoson, LHP	Washington Nationals	24th
Kramer Champlin, RHP	Toronto Blue Jays	33rd
Andy Workman, OF	Los Angeles Angels	34th

## 2010 (10):

Seth Blair, RHP	St. Louis Cardinals	1st (46)
Jordan Swagerty, RHP	St. Louis Cardinals	2nd
Merrill Kelly, RHP	Tampa Bay Rays	8th
Kole Calhoun, OF	Los Angeles Angels	8th
Josh Spence, LHP	San Diego Padres	9th
Drew Maggi, SS/OF	Pittsburgh Pirates	15th
Jimmy Patterson, LHP	Tampa Bay Rays	18th
Raoul Torrez, INF	Arizona Diamondbacks	21st
Xorge Carrillo, C	San Diego Padres	23rd
Jake Borup, RHP	Philadelphia Phillies	23rd

## 2009 (6):

Mike Leake, RHP	Cincinnati Reds	1st (8)
Jason Kipnis, OF	Cleveland Indians	2nd
Josh Spence, LHP	Los Angeles Angels	3rd
Carlos Ramirez, C	Los Angeles Angels	8th
Jared McDonald, INF	Chicago White Sox	21st
Raoul Torrez, INF	Los Angeles Angels	32nd

## 2008 (15):

Brett Wallace, 3B	St. Louis Cardinals	1st (13)
Ike Davis, 1B/LHP	New York Mets	1st (18)
Petey Paramore, C	Oakland A's	3rd

Jason Kipnis, OF	San Diego Padres	4th
Kiel Roling, C/DH	Colorado Rockies	6th
Stephen Sauer, RHP	Chicago White Sox	10th
Reyes Dorado, RHP	Los Angeles Angels	14th
Marcel Champagne, SS	Los Angeles Angels	15th
Dustin Brader, RHP	Texas Rangers	21st
Jason Jarvis, RHP	San Francisco Giants	23rd
Ryan Sontag, OF	Chicago Cubs	23rd
Josh Satow, LHP	Tampa Bay Rays	25th
Tommy Rafferty, RHP	Tampa Bay Rays	28th
Mike Jones, OF	New York Yankees	29th
Jake Elmore, IF	Arizona Diamondbacks	34th

## 2007 (8):

Eric Sogard, 2B	San Diego Padres	2nd
Matt Spencer, OF	Philadelphia Phillies	3rd
Andrew Romine, SS	Los Angeles Angels	5th
Tim Smith, OF	Texas Rangers	7th
Brian Flores, LHP	Tampa Bay Rays	13th
Scott Mueller, RHP	Baltimore Orioles	21st
Josh Satow, LHP	Seattle Mariners	28th
Mike Jones, OF	Chicago White Sox	42nd

## 2006 (5):

Colin Curtis, OF	New York Yankees	4th
Pat Bresnehan, RHP	Pittsburgh Pirates	5th
Zechry Zinicola, RHP	Washington Nationals	6th
Brett Bordes, LHP	Baltimore Orioles	9th
Tony Barnette, RHP	Arizona Diamondbacks	10th

## 2005 (7):

Travis Buck, OF	Oakland A's	1st (36)
Jeff Larish, 1B	Detroit Tigers	5th
Tuffy Gosewisch, C	Philadelphia Phillies	11th
Jason Urquidez, RHP	Arizona Diamondbacks	17th
Erik Averill, LHP	Detroit Tigers	20th
Joey Hoof, 2B	Texas Rangers	20th
Brett Bordes, LHP	Detroit Tigers	24th

## 2004 (6):

Dustin Pedroia, SS	Boston Red Sox	2nd
Josh Asanovich, INF	Tampa Bay Devil Rays	11th
Jason Urquidez, RHP	Cincinnati Reds	11th
Jeff Larish, OF	Los Angeles Dodgers	13th
Ladd Hall, RHP	Montreal Expos	27th
Jeff Mousser, RHP	Minnesota Twins	35th

## 2003 (12):

Andre Ethier, OF	Oakland A's	2nd
Beau Vaughan, RHP	Boston Red Sox	3rd
Jeremy West, C/DH	Boston Red Sox	7th
Steve Garabrants, 2B	Arizona Diamondbacks	9th
Ryan Schroyer, RHP	Minnesota Twins	11th
Bryce Kartler, LHP	New York Yankees	11th
Robbie McClellan, RHP	Kansas City Royals	12th
Ben Thurmond, RHP	San Francisco Giants	15th
Mark Sopko, RHP	Toronto Blue Jays	21st
Rod Allen, OF	Tampa Bay Devil Rays	22nd





Dennis Wyrick, 3B	Baltimore Orioles	23rd
Mike Guerrero, OF	Arizona Diamondbacks	42nd

2002 (3):

Mike Esposito, RHP	Colorado Rockies	12th
Jon Sheaffer, OF	New York Yankees	19th
Bryce Kartler, LHP	Cleveland Indians	48th

2001 (8):

Jon Switzer, LHP	Tampa Bay Devil Rays	2nd
Drew Friedberg, LHP	Pittsburgh Pirates	6th
Chris Duffy, OF	Pittsburgh Pirates	8th
Brooks Conrad, 2B	Houston Astros	8th
Casey Myers, C	Oakland A's	9th
Dennis Sarfate	Milwaukee Brewers	9th
Mel Stocker, OF	Kansas City Royals	16th
Bryce Kartler, LHP	St. Louis Cardinals	20th
Jeff Phelps, 1B/3B	Philadelphia Phillies	36th

2000 (8):

Jeff Duncan, OF	New York Mets	7th
Mitch Jones, INF/OF	New York Yankees	7th
Jason Fingers, RHP	Kansas City Royals	10th
Eric Doble, RHP	Boston Red Sox	10th
Phil Downing, OF	Montreal Expos	16th
Luke Field, RHP	Cleveland Indians	16th
Drew Friedberg, LHP	Milwaukee Brewers	29th
Casey Myers, C	Milwaukee Brewers	30th

1999 (9):

Willie Bloomquist, INF	Seattle Mariners	3rd
Mark Erster, INF	Milwaukee Brewers	6th
Andrew Beinbrink, INF	Tampa Bay Devil Rays	7th
Brett Cadiente, OF	Texas Rangers	9th
Scott Goodman, RHP	Florida Marlins	10th
Chuck Crumpton, LHP	Montreal Expos	25th
Chip Gosewisch, UTL	Anaheim Angels	30th
Kevin Tillman, 3B	Anaheim Angels	31st
Jay Sitzman, OF	Philadelphia Phillies	32nd

1998 (10):

Ryan Mills, LHP	Minnesota Twins	1st (6)
Phill Lowery, LHP	Florida Marlins	6th
Andrew Beinbrink, INF	Colorado Rockies	10th
Dan Meier, OF	Arizona Diamondbacks	14th
Aaron Kramer, P	San Diego Padres	18th
Mikel Moreno, OF	Chicago Cubs	22nd
Richy Leon, OF/P	Colorado Rockies	23rd
Jeremy Jones, C	Texas Rangers	27th
Greg Halvorson, C	New York Mets	33rd
Rudy Arquelles, OF	Anaheim Angels	47th
Michael Collins, INF	Los Angeles Dodgers	FA

1997 (4):

Ryan Bradley, RHP	New York Yankees	1st (40)
Dan McKinley, OF	San Francisco Giants	1st (49)
Jason Verdugo, RHP	San Francisco Giants	12th
Jamie Bane, LHP	Anaheim Angels	20th

1996 (11):

Widd Workman, RHP	San Diego Padres	3rd
Jason Verdugo, RHP	Anaheim Angels	6th
Cody McKay, C/INF	Oakland Athletics	9th
Jeff Cermak, OF	Houston Astros	12th

Mike Torti, 3B	Philadelphia Phillies	14th
Kaipo Spenser, RHP	Cleveland Indians	16th
Jason Bond, LHP	Seattle Mariners	17th
Gabe Molina, RHP	Baltimore Orioles	21st
Javier Fuentes, INF	Boston Red Sox	21st
Kevin Tommasini, OF	San Francisco Giants	22nd
Robbie Kent, INF	San Diego Padres	29th

1995 (7):

Cody McKay, C/INF	St. Louis Cardinals	5th
Troy Rauer	Oakland A's	12th
Josh Deakman	California Angels	14th
Mike Corominas	Houston Astros	15th
Steve Goodell	Florida Marlins	17th
Jake Steinkemper	Montreal Expos	19th
Randy Betten	California Angels	25th

1994 (9):

Antone Williamson, 3B	Milwaukee Brewers	1st (4)
Jacob Cruz, OF	San Francisco Giants	1st (32)
Todd Cady, C	Florida Marlins	3rd
Scott Shores, OF	Philadelphia Phillies	5th
Jason Ruskey, LHP	Seattle Mariners	15th
Noah Peery, RHP	New York Mets	39th
Isaac Burton, OF	Cincinnati Reds	42nd
Derek Mickelson, RHP	San Diego Padres	54th
Troy Rauer, OF	Florida Marlins	74th

1993 (10):

Marc Barcelo, RHP	Minnesota Twins	1st (33)
Dax Winslett, RHP	Los Angeles Dodgers	3rd
Doug Newstrom, 1B	Los Angeles Dodgers	7th
Brent Smith, RHP	San Francisco Giants	8th
Kevin Rawitzer, LHP	Kansas City Royals	12th
Bill Dunn, 2B	Kansas City Royals	15th
Paul LoDuca, C	Los Angeles Dodgers	25th
Santiago Rivera, SS	San Diego Padres	25th
Scott Shores, OF	Cincinnati Reds	30th
Brian Lootens, OF	San Francisco Giants	32nd

1992 (8):

Sean Lowe, RHP	St. Louis Cardinals	1st (15)
Todd Steversen, OF	Toronto Blue Jays	1st (25)
Kurt Ehmann, SS	San Francisco Giants	4th
Scott Samuels, OF	Florida Marlins	9th
Kevin Rawitzer, LHP	Montreal Expos	12th
Brent Smith, RHP	Seattle Mariners	19th
Jeff Matranga, RHP	St. Louis Cardinals	31st
Brett Weinberger, OF	Montreal Expos	32nd
Germaine Mayberry, OF	Cleveland Indians	38th

1991 (11):

Mike Kelly, OF	Atlanta Braves	1st (2)
Tommy Adams, OF	Seattle Mariners	2nd
Jim Austin, OF/3B	Montreal Expos	4th
Sean Rees, LHP	Seattle Mariners	5th
Kurt Ehmann, SS	California Angels	8th
Scott Dodd, LHP	Cincinnati Reds	11th
Michael Reeves, OF	Chicago Cubs	12th
Clark Rea, C	Detroit Tigers	12th
Rob Gorrell, RHP	Milwaukee Brewers	21st
Gary Tatterson, RHP	Cleveland Indians	35th



1990 (7):

Anthony Manahan, SS	Seattle Mariners	1st (38)
Rusty Silcox, RHP	San Diego Padres	4th
Fernando Viña, 2B	New York Mets	9th
Kip Vaughan, RHP	Baltimore Orioles	13th
Todd Douma, LHP	New York Mets	14th
Tucker Hammargren, 1B	Cincinnati Reds	17th
Jon Halland, 2B	Seattle Mariners	52nd

1989 (10):

John Finn, 3B	Milwaukee Brewers	10th
Kevin Higgins, 2B	San Diego Padres	12th
Steve Martin, OF	San Diego Padres	16th
Dan Rumsey, OF	San Francisco Giants	16th
Oscar Rivas, LHP	Seattle Mariners	17th
Bob Dombrowski, 3B	Cincinnati Reds	18th
Steve Willis, 1B	San Francisco Giants	19th
Rusty Kilgo, LHP	Montreal Expos	22nd
Brian Dodd, LHP	California Angels	26th
David Cassidy, LHP	St. Louis Cardinals	38th

1988 (8):

Pat Listach, SS	Milwaukee Brewers	5th
Tim Spehr, C	Kansas City Royals	5th
Blas Minor, RHP	Pittsburgh Pirates	6th
Kurt Dempster, RHP	Cincinnati Reds	6th
Gordy Farmer, RHP	Houston Astros	8th
Linty Ingram, RHP	Detroit Tigers	14th
Brian Dodd, LHP	Milwaukee Brewers	21st
Scott Huston, RHP	Toronto Blue Jays	30th

1987 (8):

Mike Benjamin, SS	San Francisco Giants	3rd
Gordy Farmer, RHP	Cleveland Indians	12th
Ted Dyson, 1B	California Angels	13th
Matt Shiflett, RHP	Montreal Expos	20th
Mike Schwabe, RHP	Detroit Tigers	21st
Tony Mattia, 1B	California Angels	24th
Kurt Dempster, RHP	Cleveland Indians	30th
Jeff Joseph, 2B	Kansas City Royals	53rd

1986 (3):

Rick Morris, OF	Atlanta Braves	6th
Ted Dyson, 1B	Los Angeles Dodgers	15th
Mike Thorpe, RHP	Seattle Mariners	22nd

1985 (11):

Barry Bonds, OF	Pittsburgh Pirates	1st (6)
Mike Devereaux, OF	Los Angeles Dodgers	5th
Todd Brown, OF	Milwaukee Brewers	5th
Charles Scott, RHP	Cleveland Indians	6th
Doug Henry, RHP	Milwaukee Brewers	8th
Luis Medina, 1B	Cleveland Indians	9th
Don Wakamatsu, C	Cincinnati Reds	11th
Jeff Roberts, RHP	Seattle Mariners	12th
Gil Villanueva, LHP	Oakland A's	17th
George Lopez, 3B	Seattle Mariners	17th
Kevin Williamson, RHP	Oakland A's	20th

1984 (12):

Oddibe McDowell, OF	Texas Rangers	1st (12)
Luis Medina, 1B	Houston Astros	1st (s)
Bob Grandstaff, 3B	San Diego Padres	1st (s)
Dave Graybill, RHP	Montreal Expos	2nd

Todd Brown, OF	Cleveland Indians	3rd
Chris Beasley, RHP	Cleveland Indians	9th
Steve Murray, 2B	Seattle Mariners	10th
Jose Rodiles, RHP	Kansas City Royals	12th
Kendall Carter, RHP	Texas Rangers	14th
Romy Cucjen, SS	San Francisco Giants	17th
Mike Devereaux, OF	Cleveland Indians	26th
Don Wakamatsu, C	New York Yankees	51st

1983 (5):

Oddibe McDowell, OF	Minnesota Twins	1st (s)
Jim Jefferson, RHP	Montreal Expos	2nd
Steve Moses, OF	Philadelphia Phillies	9th
Reggie Mosley, 1B	Texas Rangers	18th
Kendall Carter, RHP	Milwaukee Brewers	21st
Greg Steen, 2B	California Angels	24th

1982 (14):

Don Smith, RHP	Los Angeles Dodgers	1st (s)
Kevin Romine, OF	Boston Red Sox	2nd
Mike Hogan, RHP	Houston Astros	2nd (s)
Buddy Pryor, C	Cincinnati Reds	4th
Gib Seibert, OF	Philadelphia Phillies	4th
Chris Johnston, INF	Toronto Blue Jays	4th
Alvin Davis, 1B	Seattle Mariners	6th
Doug Baker, SS	Detroit Tigers	9th
Ron Salcedo, 3B	Baltimore Orioles	14th
Raney Newman, LHP	Seattle Mariners	16th
Barry Koch, RHP	Milwaukee Brewers	19th
Jim Boudreau, LHP	Chicago Cubs	22nd
Bert Martinez, 2B	Detroit Tigers	23rd
Ed Brennan, OF	Texas Rangers	25th

1981 (11):

Mike Sodders, 3B	Minnesota Twins	1st (11)
Ron Romanick, RHP	California Angels	1st (j)
Donnie Hill, SS	Oakland A's	1st (s)
Ric Wilson, C	Seattle Mariners	1st (s)
Kevin Dukes, LHP	Seattle Mariners	2nd
Lemmie Miller, OF	Los Angeles Dodgers	2nd
Ricky Nelson, OF	Seattle Mariners	4th
Alvin Davis, 1B	Oakland A's	6th
Stan Holmes, OF	Minnesota Twins	8th
Allen Black, RHP	Chicago Cubs	15th
Mike McCain, INF	Minnesota Twins	16th

1980 (8):

Ken Jones, RHP	Cincinnati Reds	2nd
Bob Ferris, C/INF	Kansas City Royals	2nd (s)
Russ Stephens, C	Kansas City Royals	3rd (s)
Tom Hawk, RHP	Houston Astros	5th
Kevin Dukes, LHP	Seattle Mariners	6th
Ed Vande Berg, LHP	Seattle Mariners	13th
Stan Holmes, OF	Seattle Mariners	19th
Ricky Nelson, OF	California Angels	24th

1979 (10):

Marty Barrett, INF	Boston Red Sox	1st (s)
Jamie Allen, INF	Seattle Mariners	2nd
Jerry Vasquez, RHP	Texas Rangers	2nd (j)
Ed Irvine, OF	Milwaukee Brewers	7th
Bob Randolph, RHP	Seattle Mariners	9th
Jeff Ahern, LHP	Philadelphia Phillies	13th
Mike Anicich, 1B	New York Mets	19th
Randy Whistler, C	Atlanta Braves	20th
Pat Gillie, RHP	Milwaukee Brewers	21st





Dale Eiler, C	Seattle Mariners	27th
1978 (8):		
Bob Horner, 3B	Atlanta Braves	1st (1)
Hubie Brooks, OF	New York Mets	1st (3)
Chris Bando, C	Cleveland Indians	2nd
Steve Michael, OF	Montreal Expos	3rd
Casey Lindsey, LHP	Cleveland Indians	12th
Jerry Vasquez, RHP	Seattle Mariners	18th
Mitch Dean, RHP	Cincinnati Reds	18th
Tom Van Der Meersche, RHP	Cleveland Indians	28th
1977 (9):		
Hubie Brooks, OF	Chicago White Sox	1st (s)
Jerry Vasquez, RHP	Texas Rangers	3rd
Ricky Peters, OF	Detroit Tigers	7th
Brandt Humphry, 3B	California Angels	9th
Darrell Jackson, LHP	Minnesota Twins	9th
Mike Henderson, SS	Milwaukee Brewers	11th
Dave Hudgens, 1B	Milwaukee Brewers	18th
Chris Bando, C	Milwaukee Brewers	22nd
Larry Eiler, RHP	Seattle Mariners	28th
1976 (13):		
Floyd Bannister, LHP	Houston Astros	1st (1)
Ken Landreaux, OF	California Angels	1st (6)
Don Hanna, RHP	Montreal Expos	1st (s)
Mike Colbern, C	Chicago White Sox	2nd
Bobby Pate, OF	Montreal Expos	4th
Gary Rajsich, 1B/OF	Houston Astros	11th
Gary Allenson, C	Boston Red Sox	9th
Ricky Peters, INF	Atlanta Braves	12th
Jim Peterson, RHP	Los Angeles Dodgers	13th
Clay Westlake, C/1B	Montreal Expos	15th
Ken Phelps, OF	Kansas City Royals	15th
Frank Lucy, C	Philadelphia Phillies	18th
Terry Jacob, RHP	St. Louis Cardinals	26th
1975 (9):		
Bump Willis, 2B	Texas Rangers	1st (j)
Greg Cochran, RHP	Oakland A's	2nd
Bernard Plent, LHP	Cincinnati Reds	3rd (j)
Garrett Strong, OF	San Francisco Giants	4th
Danny White, INF	Cleveland Indians	5th (j)
John Poloni, LHP	Texas Rangers	6th
Jerry Maddox, SS	Atlanta Braves	8th
R.J. Harrison, C	St. Louis Cardinals	23rd
Bruce Hardy, C/1B	Baltimore Orioles	24th
1974 (9):		
Danny White, INF	Houston Astros	1st (j)
Gary Atwell, OF	San Francisco Giants	3rd (j)
Danny White, INF	Cleveland Indians	3rd (s)
Paul Moskau, 3B/RHP	Cleveland Indians	5th (j)
Tony Komadina, LHP	Chicago White Sox	7th
Bump Willis, 2B	San Diego Padres	12th
Jim Umbarger, LHP	Texas Rangers	16th
Doug Slocum, RHP	Los Angeles Dodgers	22nd
Dale Hrovat, RHP	Kansas City Royals	31st
1973 (8):		
Eddie Bane, LHP	Minnesota Twins	1st (11)
Alan Bannister, SS	Philadelphia Phillies	1st (j)
Jim Otten, RHP	Chicago White Sox	2nd
Clint Myers, 3B/C	St. Louis Cardinals	4th
Gary Atwell, OF	Atlanta Braves	12th
Richard Harris, OF	New York Mets	20th

Bill Berger, 2B	California Angels	23rd
Danny White, INF	Cleveland Indians	39th
1972 (8):		
Jerry Mantlo, C	Milwaukee Brewers	2nd
Craig Swan, LHP	New York Mets	3rd
Ken Reed, 2B	Houston Astros	5th
Kent Jacobson, OF	Milwaukee Brewers	7th
Jim Crawford, LHP	Houston Astros	14th
Richard Glazebrook, 1B	San Francisco Giants	34th
Greg Brust, 3B	San Francisco Giants	44th
Mike Rupcich, C	San Francisco Giants	45th
1971 (3):		
Roger Schmuck, OF	Kansas City Royals	1st (s)
Ken Hansen, RHP	Cincinnati Reds	2nd (s)
Mike Hansen, RHP	Boston Red Sox	5th (s)
1970 (1):		
Lenny Randle, INF	Washington Senators	1st (s)
1969 (10):		
Paul Ray Powell, OF	Minnesota Twins	1st (7)
Billy Cotton, C	New York Mets	1st (j)
Ron Davini, C	Chicago White Sox	1st (j)
Ralph Dick, OF	Minnesota Twins	1st (s)
Billy Cotton, C	New York Mets	1st (s)
Larry Gura, LHP	Chicago Cubs	2nd
Larry Fritz, 1B	New York Mets	3rd (s)
Lerrin LaGrow, RHP	Detroit Tigers	6th
John Dolinsek, OF	Houston Astros	8th
Joseph Ruby, LHP	Cleveland Indians	22nd
1968 (8):		
Billy Cotton, C	New York Mets	1st (s)
Dave Grangaard, 3B	Houston Astros	2nd (s)
Joe Arnold, RHP	Houston Astros	3rd (s)
Larry Linville, OF	Chicago White Sox	6th (s)
Dave Grangaard, 3B	Los Angeles Dodgers	6th (j)
Ron Davini, C	Cleveland Indians	7th (s)
Gordon Crook, OF	Los Angeles Dodgers	8th (j)
Fred Nelson, 2B	Los Angeles Dodgers	18th
1967 (9):		
Randy Bobb, C	Chicago Cubs	1st (s)
Jay Armstrong, SS	Chicago Cubs	2nd (j)
Scott Reid, OF	Philadelphia Phillies	2nd (s)
Dave Grangaard, 3B	Minnesota Twins	3rd (s)
Gary Gentry, RHP	New York Mets	3rd (s)
Ron Davini, C	New York Yankees	3rd (s)
Jack Lind, SS	Houston Astros	7th (s)
James Brown, LHP	New York Mets	7th (s)
Larry Linville, OF	Los Angeles Dodgers	12th (s)
1966 (6):		
Reggie Jackson, OF	Kansas City A's	1st (2)
Duffy Dyer, C	New York Mets	1st (s)
Glen Smith, OF	Minnesota Twins	2nd (j)
James Armstrong, SS	Chicago White Sox	2nd (s)
Dale Spier, RHP	San Francisco Giants	18th
Jack Lind, 3B	Cleveland Indians	31st



1965 (8):		
Rick Monday, OF	Kansas City A's	1st (1)
Glen Smith, OF	San Francisco Giants	2nd
Sal Bando, 3B	Kansas City A's	5th
Luis Lagunas, 2B	Minnesota Twins	16th
Jay Armstrong, SS	Houston Astros	17th
James Gretta, 1B/OF	St. Louis Cardinals	21st
Ray Stadler, C	New York Mets	23rd
Duffy Dyer, C/OF	Milwaukee Braves	38th

1976:	13
1975:	9
1974:	9
1973:	8
1972:	8
1971:	3
1970:	1
1969:	10
1968:	8
1967:	9
1966:	6
1965:	8

#### Notations:

The annual draft used to have several phases until moving to a June only draft in 1987. The notations below clarify which phase each ASU player was selected during. First-round draft picks only count as true first-rounders if they were taken during the June Regular Phase prior to 1997.

(x) - denotes overall selection if first-round pick.

(j) - January Draft (first or second phase)

(s) - June Secondary Phase

#### Selections Year-by-Year:

2013	7
2012	10
2011	11
2010	10
2009	6
2008	15
2007	8
2006	5
2005	7
2004	6
2003:	12
2002:	3
2001:	8
2000:	8
1999:	9
1998:	10
1997:	4
1996:	11
1995:	7
1994:	9
1993:	10
1992:	8
1991:	11
1990:	7
1989:	10
1988:	8
1987:	8
1986:	3
1985:	11
1984:	12
1983:	6
1982:	14
1981:	11
1980:	8
1979:	10
1978:	8
1977:	9

**Total:** 397 - most among all NCAA schools.



Rick Monday  
First Ever MLB Draft Pick





# COLLEGE BASEBALL HALL OF FAME




In July of 2006, Sun Devil legends Bobby Winkles and Bob Horner were part of the first-ever 10 member induction class in the new College Baseball Hall of Fame in Lubbock, Texas.

The Sun Devils' eight Hall of Famers are the second most in college baseball, behind only Texas with nine. ASU leads all Pac-12 schools, ahead of Arizona and USC with three, Washington State with two and UCLA with one.

Players are eligible for the College Baseball Hall of Fame ballot five years after the student-athlete's final collegiate season, not to include any active player or coach on a professional baseball team roster. Former players must have made an All-American team or an All-League team during at least one year at a four-year institution.

Coaches are eligible after ending their collegiate career, not to include an active coach on a professional team. They must have achieved 300 career wins, or have won at least 65% of their games.



## Arizona State's College Baseball Hall of Famers

Bob Horner	2006
Bobby Winkles	2006
Jim Brock	2007
Eddie Bane	2008
Floyd Bannister	2008
Alan Bannister	2010
Oddibe McDowell	2011
Sal Bando	2013







# ASU HALL OF FAME



## ARIZONA STATE UNIVERSITY





Established in 1975 to honor the school's most distinguished student-athletes in all sports, the Arizona State University Sports Hall of Fame honors over 200 former Sun Devil student-athletes. The Hall of Distinction, recognizing contributions from coaches and administrators, was inaugurated in 1982 and features over 20 honorees. Plaques describing the athletic achievements of each inductee are displayed on the concourse level of Wells Fargo Arena, while memorabilia and other historical artifacts are on display in the Bill and Judy Schaefer Sports Hall of Fame in the Carson-Student Athlete Center at Sun Devil Stadium.

47 Sun Devil baseball players, some of whom played multiple sports at ASU, have been inducted into the Arizona State Sports Hall of Fame. Bobby Winkles and Jim Brock are both in the Hall of Distinction.

NAME	YEARS	YEAR INDUCTED
Bobby Winkles	1959-1971	1982
Jim Brock	1972-1994	1994
Chris Bando	1975-1978	1984
Sal Bando	1964-1965	1975
Eddie Bane	1971-1973	1978
Alan Bannister	1970-1972	1976
Floyd Bannister	1974-1976	1977
Mike Benjamin	1986-1987	2011
Willie Bloomquist	1997-1999	2013
Barry Bonds	1983-1985	1999
Hubie Brooks	1977-1978	1983
Kendall Carter	1981-1984	2001
Roy Coppinger ^	1951-1952	1993
Alvin Davis	1978-1982	1987
Duffy Dyer	1965-1966	1986
Tom Futch *^	1953-1956	1992
Gary Gentry	1967	1976
Dave Graybill *^	1954-1957	1977
Larry Gura	1967-1969	1978
Bob Horner	1976-1978	1979
Reggie Jackson *	1966	1975
John Jacobs	1957-60	2013
Bill Kajikawa *	1935, 37, 42	1982
Mike Kelly	1989-1991	2002
Lerrin LaGrow	1968-1969	1989
Luis Lagunas	1963-1965	1985
Ken Landreaux	1974-1976	1977
Paul Lo Duca	1993	2006
Jerry Maddox	1974-1975	1977
Oddibe McDowell	1983-1984	1991
Jim Merrick	1963-1965	2005
Rick Monday	1965	1975
Fred Nelson	1967-1968	1998
Mike Pagel *	1980-1982	1994
John Pavlik	1964-1966	1990
Jeff Pentland	1966-1968	2002
Paul Ray Powell *	1968-1969	1978
Lenny Randle *	1968-1970	1980
Kevin Romine	1981-1982	1996
Roger Schmuck	1970-1971	1980
Sterling Slaughter	1961-1963	1981
Mike Sodders	1980-81	2009
Craig Swan	1969-1972	1981
Fernando Vina	1990	2011
Clay Westlake	1973-1976	2004
Danny White *	1972-1973	1975
Royce Youree ^	1956-1958	1995


\* also member of football team

^ also member of basketball team





# RETIRED NUMBERS



## 0 / ODDIBE MCDOWELL 1983-1984

The first Sun Devil baseball player to have his number retired, McDowell hit a combined .380 with 30 home runs and 31 doubles in his two years in Tempe. His 1984 season, in which he hit .405 with 23 home runs and 117 hits, remains one of the best offensive performances in school history and earned him a spot on the US Olympic team as well as the Golden Spikes Award. Oddibe had his number 0 retired, but legend has it that the digit on his back was actually the letter "O", making him the only player to have a letter retired. McDowell played seven seasons in the Major Leagues after being a First Round pick of the Texas Rangers in 1984.



## 1 / BOBBY WINKLES 1959-1971

The first varsity baseball coach at ASU, Winkles had his number retired February 25, 1972. Winkles guided the Sun Devils to a 524-173-1 mark from 1959 to '71, including four College World Series appearances. He captured three national championships and was inducted into both the American Baseball Coaches Hall of Fame and the College Baseball Hall of Fame. He went on to manage in the Major Leagues, leading both the California Angels and the Oakland Athletics. Winkles was honored for his numerous coaching milestones at ASU when the field at Packard Stadium was dedicated as Bobby Winkles Field in 2001.




## 5 / BOB HORNER 1976-1978

On February 11, 1996, Bob Horner saw his number retired by Arizona State. The first Golden Spikes Award winner in 1978, Horner hit 56 home runs over his three seasons in Tempe. He was the MOP of the 1977 College World Series and the 1978 National Player of the Year. He hit .412 during his senior season and led the Devils to Omaha all three years he played for ASU. Horner was the first pick of the 1978 MLB Draft, going to the Atlanta Braves. He spent 10 years in the Majors, winning the 1978 National League Rookie of the Year Award and playing in the 1982 All-Star Game. He was inducted into the College Baseball Hall of Fame in 2006. He was named a Rosenblatt Stadium Legend at the 2010 College World Series.



## 6 / SAL BANDO 1964-1965

February 23, 1996 saw Sal Bando's number retired by the Sun Devils. The MOP of the 1965 College World Series, Bando helped lead Arizona State to Omaha in both of his seasons in Tempe. Bando hit .319 over his Sun Devil career, including .364 in 1964. He played 16 seasons in the Majors, appearing in four All Star Games and winning the World Series three times with the Oakland Athletics. Bando spent eight years as the General Manager of the Milwaukee Brewers after retiring as a player. He was named a Rosenblatt Stadium Legend at the 2010 College World Series.




## 7 / ALAN BANNISTER 1970-1972

A two-time First Team All-American, Alan Bannister had his number retired by the Sun Devils on January 9, 1999. A .355 career hitter, Bannister helped lead the Sun Devils to the 1972 College World Series with his .380 average, 13 home runs and 90 RBI. He rapped out 225 hits during his three seasons in Tempe and went on to play 12 seasons in the Major Leagues. He was the #1 overall pick of the 1973 MLB Draft, going to the Philadelphia Phillies.



## 7 / HUBIE BROOKS 1977-1978

One of the greatest hitters in Sun Devil history, Hubie Brooks saw his #7 retired by ASU on March 3, 2000. Brooks hit .396 during his career, including .432 in 1978. A member of the 1977 National Champions, Brooks went to Omaha both seasons he wore the Maroon and Gold. Hubie played 15 seasons in the Majors, twice being named to the All-Star Team. He was the third overall pick of the 1978 draft, selected by the New York Mets.



## 9 / ALVIN DAVIS 1979-1982

Alvin Davis had his Sun Devil #9 retired on May 14, 2006. A four-year player, Davis hit .362 as a Sun Devil, including .395 during the National Championship year of 1981. Davis knocked in 200 runs during his tenure in Tempe and was a sixth round pick of the Seattle Mariners in the 1982 MLB Draft. Davis went on to win the 1984 American League Rookie of the Year Award. He played nine seasons in the Majors and was an All-Star in 1984.





## 12 / KEVIN ROMINE 1981-1982

On May 14, 2006, Kevin Romine had his number retired by Arizona State. One of only two people in school history to ever hit over .400 twice, Romine closed out his ASU career with a .408 average. A National Champion in 1981, Romine totaled 176 in his two seasons in Tempe. He was a second round pick of the Boston Red Sox in the 1982 MLB Draft and went on to play seven big league seasons.



## 14 / LARRY GURA 1967-1969

January 18, 1998 saw one of the most dominant Sun Devil pitchers ever have his number retired. Larry Gura compiled a 25-6 career record for ASU, including the 1969 season that saw him go 19-2 with a 1.01 ERA. A two-time National Champion, Gura was a First Team All-American in 1969. He was selected by the Chicago Cubs in the second round of the 1969 Draft and went on to play 16 seasons of big league ball, including his All-Star season of 1980.



## 16 / PAUL LO DUCA 1993

On January 28, 2005, Paul Lo Duca's #16 was retired by ASU Baseball. Lo Duca spent only one season in Tempe, but it was a memorable one. His .446 batting average in 1993 set the school's single season mark, helping him be named the National Player of the Year by *The Sporting News*. A hitting-machine, Lo Duca totaled 129 hits, 14 home runs and 88 RBI on his way to earning Co-Pac-10 Player of the Year honors. Lo Duca played 11 Major League seasons and was a four-time All-Star, including a starter in the 2006 game.




## 19 / FLOYD BANNISTER 1974-1976

January 18, 1997 was the day Floyd Bannister, one of the greatest pitchers in Sun Devil history, had his number retired by ASU. Bannister earned 38 wins during his ASU career, including a school record-tying 19 in 1976. He had a career ERA of 1.88 and is second in school history with his 478 career strikeouts. He was a member of two College World Series teams and was a First Team All-American in 1975 and 1976. The first overall pick in the 1976 MLB Draft by the Houston Astros, Bannister played 15 seasons and was named an All-Star in 1982. Floyd was inducted into the College Baseball Hall of Fame in 2008.



## 21 / EDDIE BANE 1971-1973

Eddie Bane had his #21 retired by ASU on February 16, 2000. Bane is ASU's all-time strikeout leader, fanning 535 batters during his career. He is tied for third all-time in school history with 40 wins, and his 11 career shut outs helped him record a career ERA of 1.64. Bane is the only Sun Devil to ever throw a perfect game, turning the trick against Cal State-Northridge on March 2, 1973. A two-time All-American, Bane pitched in two College World Series. Bane was a First Round pick of the Minnesota Twins in 1973 and played three seasons in the Majors. He is currently the Director of Scouting for the Los Angeles Angels of Anaheim. Eddie was inducted into the College baseball Hall of Fame in 2008. He was named a Rosenblatt Stadium Legend at the 2010 College World Series.




## 24 / BARRY BONDS 1983-1985

On March 19, 1993, one of the greatest sluggers of all-time had his number retired by Arizona State. Barry Bonds hit 45 home runs during his Sun Devil career, fourth most in school history. An All-American in 1985, Bonds played in two College World Series, setting a record with hits in seven consecutive CWS at-bats. The seven-time National League MVP is baseball's all-time Home Run King with 762 round-trippers. He was named a Rosenblatt Stadium Legend during the 2010 College World Series.




## 27 / RICK MONDAY 1965

Rick Monday's number 27 was retired by ASU on January 25, 1997. Monday made the most of his one varsity season in Tempe, earning National Player of the Year honors from *The Sporting News* for the 1965 National Champions. He hit .359 that year and blasted two home runs during the College World Series. Monday became the first ever player drafted by Major League Baseball, as he went #1 overall to the Kansas City A's in the first MLB Amateur Draft in 1965. He pitched 19 seasons in the Majors, twice earning All-Star Game appearances and winning a World Series in 1981 with the Los Angeles Dodgers.



## 33 / JIM BROCK 1972-1994

The winningest coach in ASU baseball history, Brock had his number retired posthumously on January 21, 1995. Brock, who passed away in 1994 after leading ASU to the College World Series, amassed 1,099 victories in his 23 seasons as head coach. He was a four-time National Coach of the Year and led the Sun Devils to Omaha 13 times, capturing National Titles in 1977 and 1981. Brock coached 15 First Round picks and had his name added to the baseball facilities (Winkles Field - Packard Stadium at Brock Ballpark) in 2006. Dr. Brock was inducted into the College Baseball Hall of Fame as well as the ABCA Hall of Fame.



## 44 / REGGIE JACKSON 1966

Perhaps the most clutch playoff performer in baseball history saw his number retired on January 13, 1990, as Mr. October Reggie Jackson was honored by the Sun Devils. Jackson came to ASU on a football scholarship and decided to walk-on to the 1966 baseball team. Reggie went on to win National Player of the Year honors, thanks to his .327 average and 15 home runs. He led the team in hits, runs and RBI and was drafted #2 overall by the Kansas City A's in the 1966 MLB Draft. He went on become a Hall-of-Fame player, hitting 10 World Series home runs, picking up two World Series MVP trophies and the 1973 AL MVP Award. He was inducted into the baseball Hall of Fame in 1993.



## WINKLES FIELD-PACKARD STADIUM AT BROCK

Winkles Field-Packard Stadium at Brock Ballpark, home of Arizona State baseball since 1974, is one of the nation's most beautiful collegiate ballparks. Known for its wonderful aesthetic features, the outfield wall is lined with palm trees, and just beyond the right-field fence is the award-winning Karsten Golf Course. In left field, sparkling Tempe Town Lake and the Tempe construction boom is visible. In the distance, the Superstition Mountains offer a picturesque backdrop. But for every bit of beauty that envelops the facility, there is an equal dose of tradition.

The facility is the home of two national championship teams and 18 NCAA regional tournaments. Arizona State's all-time record at Packard is 1,103-296-1\*, for a winning percentage of .788.

In 2012, ASU went 23-6 at home and swept four straight Pac-12 home series' for the first time since 1988 and only the third time in program history (the other came in 1981). Since 2007, the Sun Devils have an astounding home record of 214-39\*.

Dimensions of Packard are 338 feet down the lines, 368 feet in the power alleys and 395 to straightaway center. The fence is 10 feet high. Located five feet beyond the center-field wall is the "Green Monster," a 30-foot-high batting eye. Only 25 players have ever hit a home run over the Monster.

With a capacity of over 4,000, Packard has more than 3,000 permanent seats in the main grandstand. Field-level box seats are also available behind home plate. The remaining seats are located on popular grass berms, which run down the first-base and third-base line. Berm seating offers outstanding views of the game and provides fans with a different way to watch and enjoy the game.

The Packard Stadium press box, situated atop the grandstand directly behind home plate, includes booths for television and radio coverage, as well as space for print media.

In 1995, the Sports Turf Manager Association awarded groundskeeper Brian Johnson and Packard Stadium Field of the Year honors. In addition, a 2003 coaches survey published in *Baseball America* ranked ASU's baseball facilities among the Top 15 in the nation.

Over the years Packard has received numerous upgrades, including a practice infield (1997) and indoor hitting facility (1998). The practice infield was donated by the Arizona Diamondbacks and offers a full size infield that is used for various defensive, bunting and baserunning drills. The 6,000 square foot hitting facility was provided by a private donation and includes 5 batting cages and a separate area for speed and movement exercises. A Daktronics scoreboard was installed in left-center field in 1999 and is equipped for graphics, animation and messages on its matrix board.

Just before the 2003 season, ASU installed a brand new playing surface featuring major league quality drainage and irrigation systems. The playing surface consists of tiff green grass in the infield and Bermuda grass in the outfield. The dirt portion of the infield is crushed red brick, which can be found at many major league stadiums. The playing surface is annually referred to as one of the nation's best.

A new players' facility, opened in August 2004, includes a clubhouse and a state-of-the-art sports medicine facility. The clubhouse also includes a video room, study area and meeting room.

Packard's existence was made possible through a gift to Arizona State University from Guthrie and Peter Packard. Both are alumni of ASU, and the stadium is a tribute to their late father, William Guthrie Packard, a prominent member of the publishing industry for many years. Mr. Packard served the Shephard Company for 51 years, rising from sales representative to President and Chairman of the Board. He was also active in various community and church affairs in Colorado and Arizona.

The playing surface was named Bobby Winkles Field during a ceremony in 2001. Winkles was the first ever varsity head coach at Arizona State, leading the Sun Devils to three national titles in his 13 seasons at the helm.

Dr. Jim Brock's name was added to the facility prior to the 2006 season. Brock is the school's all-time leader in victories with 1,099. He led the Sun Devils to two national titles and 13 appearances in the College World Series. He was the head coach from 1972 until his death in 1994.

*\*- 32 home wins in 2007 later vacated.*



Guthrie Packard, Sr.

### MONSTER HOME RUNS

The following players are the only 25 in the history of Winkles Field-Packard Stadium at Brock Ballpark to hit a home run over the "Green Monster" in centerfield.

Dennis Haines, Arizona, 1974  
Kevin Romine, Arizona State, 1981  
Barry Bonds, Arizona State, 1983  
Louie Medina, Arizona State, 1984  
Romy Cucjen, Arizona State, 1984  
Tony Mattia, Arizona State, 1987  
Steve Willis, Arizona State, 1988  
Tim Griffin, Stanford, 1989  
Anthony Manahan, Arizona State, 1990  
Todd Stevenson, Arizona State, 1990  
Mike Kelly, Arizona State, 1990  
Doug Newstrom, Arizona State, 1993  
Antone Williamson, Arizona State 1993  
Tim DeCinces, UCLA, 1996  
Matt Meyer, Nebraska, 1996  
Dion Ruecker, Texas Tech, 1996  
Mitch Jones, Arizona State, 1999  
Brooks Conrad, Arizona State, 2000  
Brett Wallace, Arizona State, 2007  
Andrew Brown, Nebraska, 2007  
Jason Kipnis, Arizona State, 2008  
Ike Davis, Arizona State, 2008  
Carlos Ramirez, Arizona State, 2009  
Greg Rohan, Kent State, 2009  
David Freitas, Hawai'i, 2010

### STADIUM FIRSTS

**Game:** April 7, 1974 (USC 6, ASU 4)

**Crowd:** 4,637

**ASU Pitcher:** Dale Hrovat

**Hit:** Rich Dauer of USC in the 1st inning

**Home Run:** ASU's Clay Westlake

vs. LaVerne, April 9, 1974